

Model	1PLUS_LIFE2_TOP_105R		
Creator	CHALEAMPHON	.BCP Name	INDEX_C3D_KITCHEN2
Reviewer		Order	H002383
Approves		Date	17/02/2026

1PLUS_LIFE2_TOP_105R-2004X600X38

Colour

04.26=LAMINATE HPL #8117-S

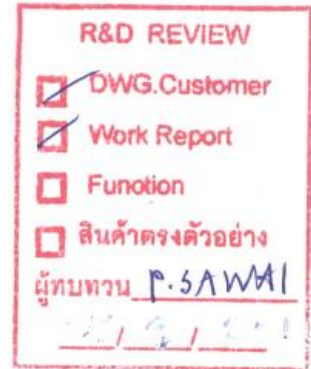
04.10=LAMINATE HPL # TD9201PL

30.01=ML WHITE VM1012 18/18 (WET PROTECT)

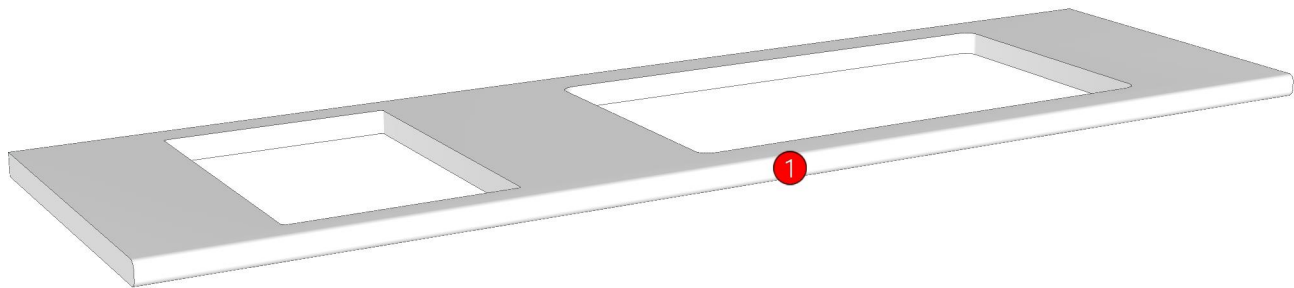
30.02=NO SURFACE DAMP PROOF WOOD 18/18 (WET PROTECT)

Edge

04.01=0.8 HPL



K105R-160177073



Model	1PLUS_LIFE2_TOP_105R		
Creator	CHALEAMPHON	.BCP Name	INDEX_C3D_KITCHEN2
Reviewer		Order	H002383
Approves		Date	17/02/2026

No.	Article No.	Description	Mat	Dimension	Cutting Size	Typepology	Skin
0	1PLUS_LIFE2_TOP_105R			2004x38x600			
	1PLUS_LIFE2_TOP_105R-01A	TOP ASSEMBLE COMPLETED	PB-	38x600x2004	38X600X2002.4;L0:W2	182000_STR=04.26_EDG=HPL-.8	2
	1PLUS_LIFE2_TOP_105R-01AA	TOP	PB-ST	18x600x2014	18X600X2014;NO EDGE	182001_STR=04.10_EDG=-	1
	1PLUS_LIFE2_TOP_105R-01AB	DOUBLE TOP	PB-ST	18x50x2014	18X50X2014;NO EDGE	182002_STR=30.02_EDG=-	
	1PLUS_LIFE2_TOP_105R-01B	DOUBLE FRONT BACK	PB-ST	18x50x1794	18X50X1794;NO EDGE	182003_STR=30.01_EDG=-	2
	1PLUS_LIFE2_TOP_105R-01B	DOUBLE FRONT BACK	PB-ST	18x50x1794	18X50X1794;NO EDGE	182004_STR=30.01_EDG=-	2
	1PLUS_LIFE2_TOP_105R-01C	DOUBLE LIFE RIGHT	PB-ST	18x110x550	18X110X550;NO EDGE	185000_STR=30.01_EDG=-	2
	1PLUS_LIFE2_TOP_105R-01C	DOUBLE LIFE RIGHT	PB-ST	18x110x550	18X110X550;NO EDGE	185001_STR=30.01_EDG=-	2

Model	1PLUS_LIFE2_DBH602(H)		
Creator	CHALEAMPHON	.BCP Name	INDEX_C3D_KITCHEN2
Reviewer		Order	H002349
Approves		Date	12/02/2026

1PLUS_LIFE2_DBH602(H)-600X570X787

Colour

20.01=ML.MFI599_PEARL

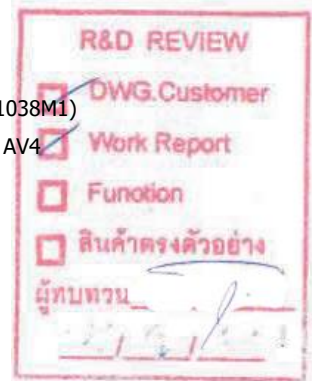
05.87=ML.HOKAIDO ELM#AV4 (MATT WOODGRAIN)

Edge

01.464=0.6 MFI599 PEARL(111038M1)

01.481=0.6 ML.HOKAIDO ELM AV4

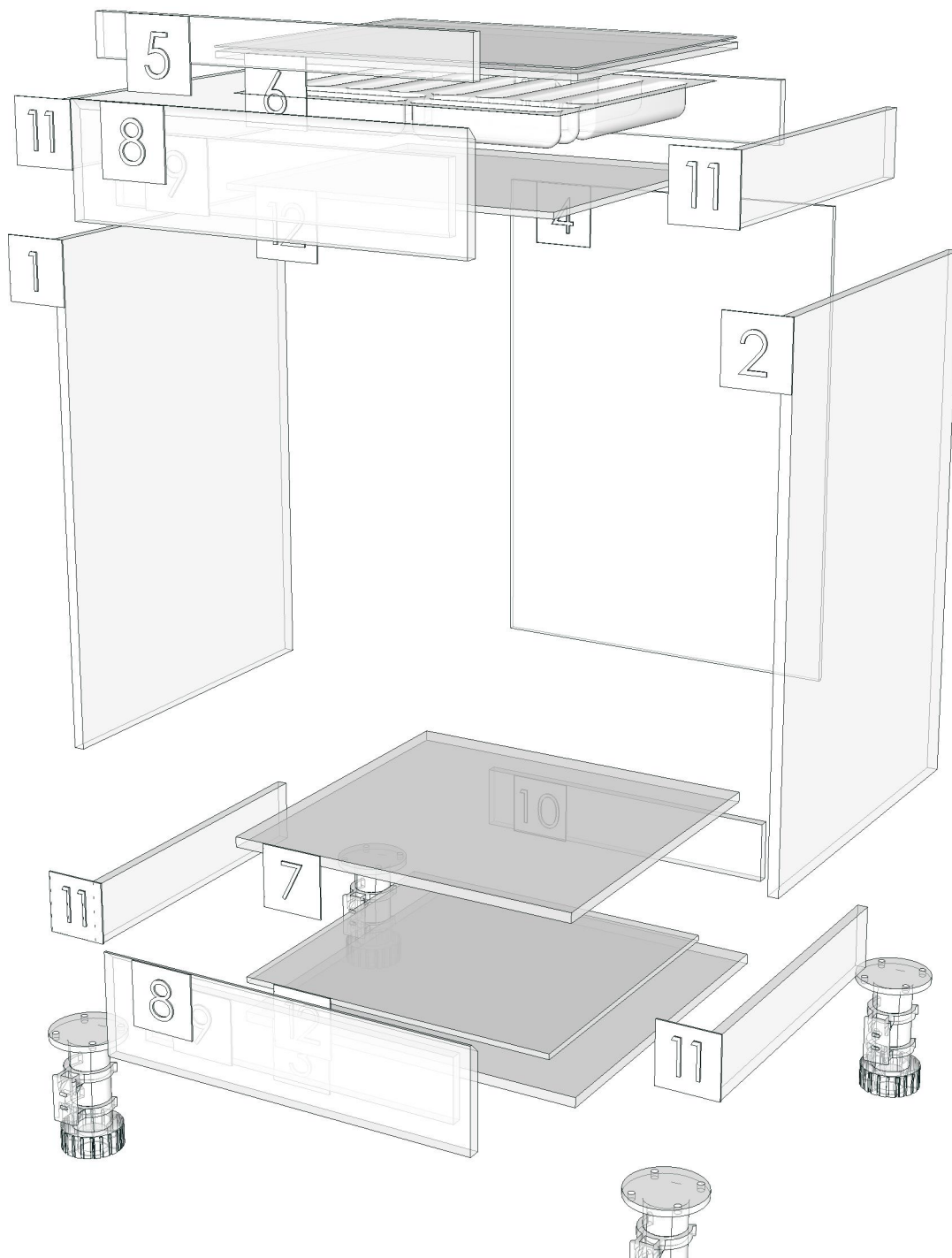
01.382=1 AV4



K105R-160177073



Model	-		
Creator	CHALEAMPHON	.BCP Name	INDEX_C3D_KITCHEN2
Reviewer		Order	H002349
Approves		Date	12/02/2026



Model	1PLUS_LIFE2_DBO65R		
Creator	CHALEAMPON	.BCP Name	INDEX_C3D_KITCHEN2
Reviewer		Order	H002365
Approves		Date	16/02/2026

1PLUS_LIFE2_DBO65R-650X570X887

Colour


20.01=ML.MFI599_PEARL

Edge


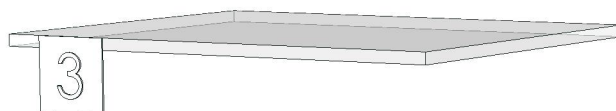
01.464=0.6 MFI599 PEARL(111038M1)

R&D REVIEW	
<input checked="" type="checkbox"/>	DWG.Customer
<input checked="" type="checkbox"/>	Work Report
<input type="checkbox"/>	Function
<input type="checkbox"/>	สินค้าตรงตัวอย่าง
ผู้ทบทวน <u>P.SAWAI</u>	
<u>22/2/26</u>	

K105R-160177073



Model	-		
Creator	CHALEAMPON	.BCP Name	INDEX_C3D_KITCHEN2
Reviewer		Order	H002365
Approves		Date	16/02/2026



Model	1PLUS_LIFE2_DBS75(H)		
Creator	CHALEAMPHON	.BCP Name	INDEX_C3D_KITCHEN2
Reviewer		Order	H002368
Approves		Date	16/02/2026

1PLUS_LIFE2_DBS75(H)-750X570X787

Colour

20.01=ML.MFI599_PEARL

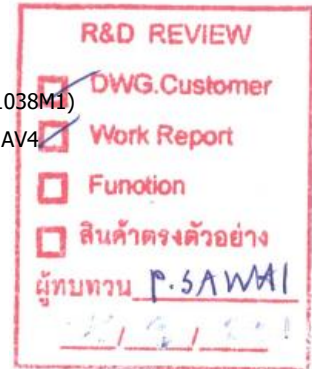
05.87=ML.HOKAIDO ELM#AV4 (MATT WOODGRAIN)

Edge


01.464=0.6 MFI599 PEARL(111038M1)

01.481=0.6 ML.HOKAIDO ELM AV4


01.382=1 AV4



K105R-160177073



Model	-		
Creator	CHALEAMPHON	.BCP Name	INDEX_C3D_KITCHEN2
Reviewer		Order	H002368
Approves		Date	16/02/2026



Model	1PLUS_L2_DDM80		
Creator	CHALEAMPON	.BCP Name	INDEX_C3D_KITCHEN2
Reviewer		Order	H002351
Approves		Date	13/02/2026

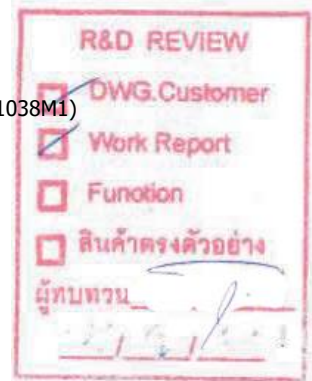
1PLUS_L2_DDM80-800X16X200

Colour

20.01=ML.MFI599_PEARL

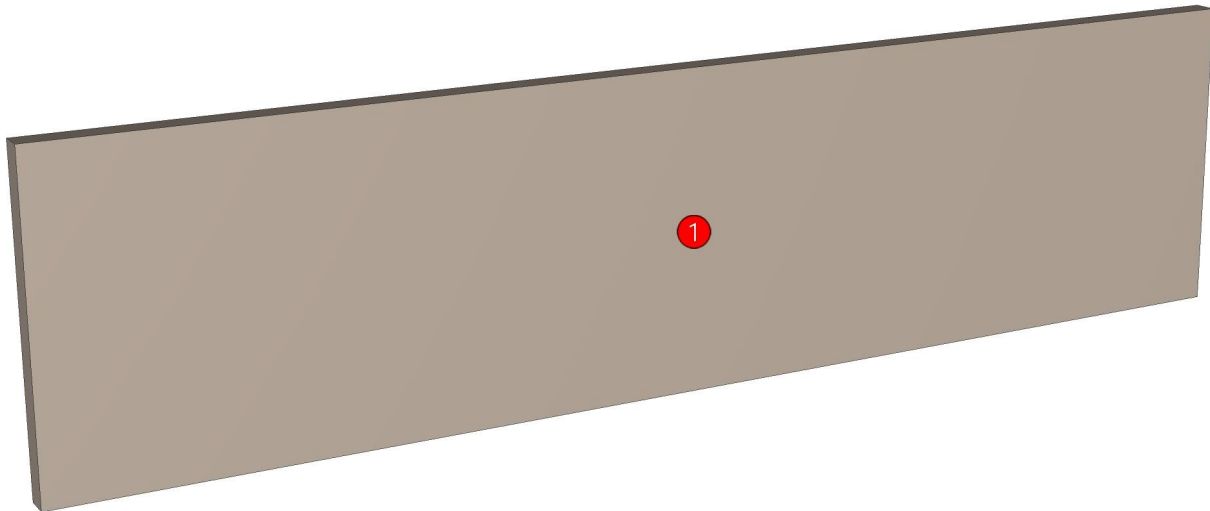
Edge

01.464=0.6 MFI599 PEARL(111038M1)



K104R-160177062

K105R-160177073



Model	1PLUS_L2_DDM80		
Creator	CHALEAMPON	.BCP Name	INDEX_C3D_KITCHEN2
Reviewer		Order	H002351
Approves		Date	13/02/2026

No.	Article No.	Description	Mat	Dimension	Cutting Size	Typepology	Skin
0	1PLUS_L2_DDM80			800x200x16			
	1PLUS_L2_DDM80-01	WALL MOUNT	PB-ST	16x200x800	16X198.8X798.8;L2:W2	183000_STR=20.01_EDG=MFI599 PEARL-.6	2

Model	1PLUS_LIFE2_DL60(H)L		
Creator	CHALEAMPHON	.BCP Name	INDEX_C3D_KITCHEN2
Reviewer		Order	H002360
Approves		Date	13/02/2026

1PLUS_LIFE2_DL60(H)L-600X300X555

Colour

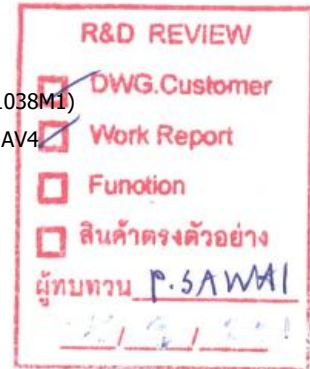
20.01=ML.MFI599_PEARL

05.87=ML.HOKAIDO ELM#AV4 (MATT WOODGRAIN)

Edge

01.464=0.6 MFI599 PEARL(111038M1)

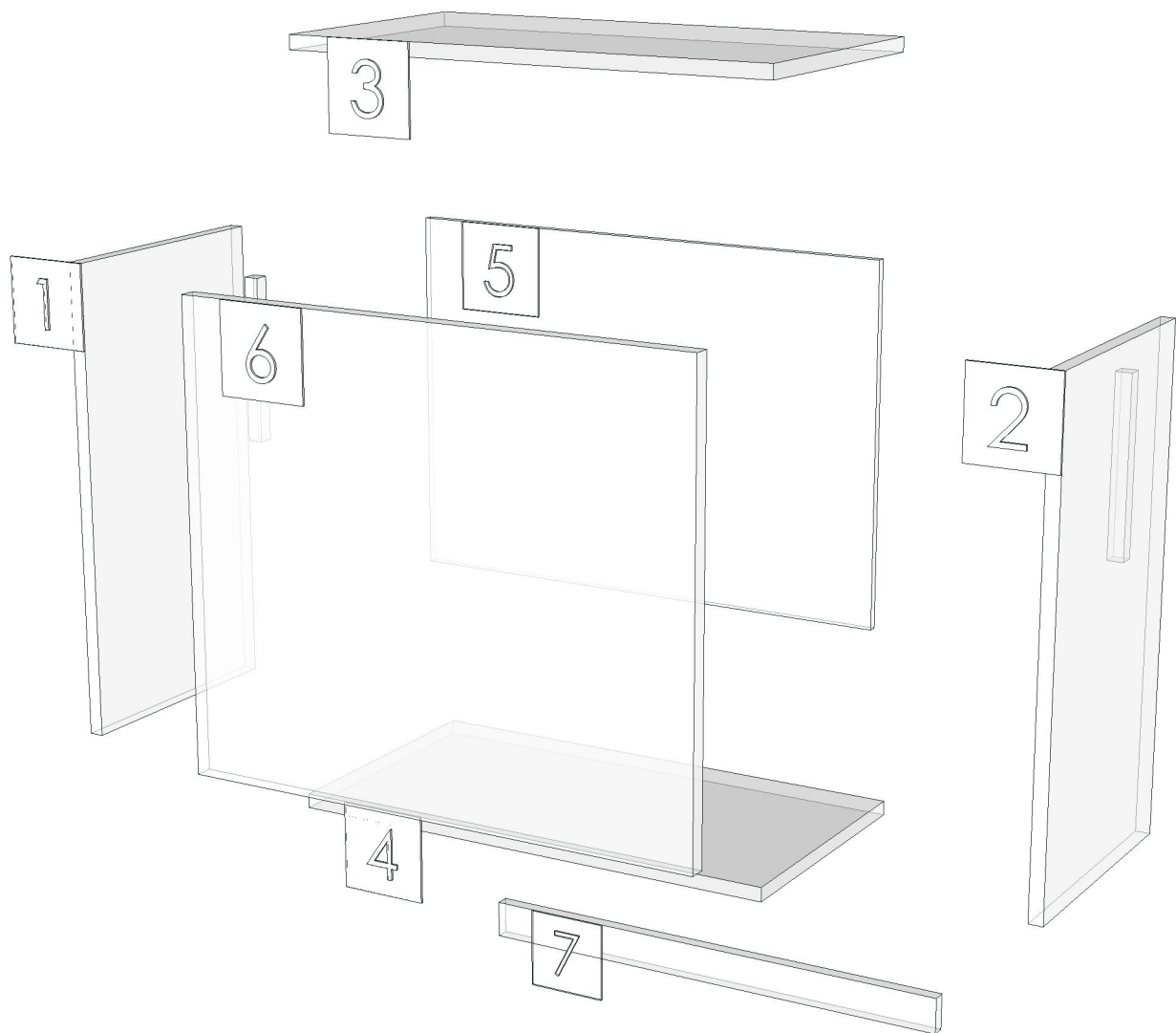
01.481=0.6 ML.HOKAIDO ELM AV4



- K100R-160177012
- K101R-160177022
- K103R-160177052
- K104R-160177062
- K105R-160177073
- K102R-1601



Model	-		
Creator	CHALEAMPHON	.BCP Name	INDEX_C3D_KITCHEN2
Reviewer		Order	H002360
Approves		Date	13/02/2026



Model	1PLUS_LIFE2_DL60R		
Creator	CHALEAMPHON	.BCP Name	INDEX_C3D_KITCHEN2
Reviewer		Order	H002359
Approves		Date	13/02/2026

1PLUS_LIFE2_DL60R-600X300X600

Colour

20.01=ML.MFI599_PEARL

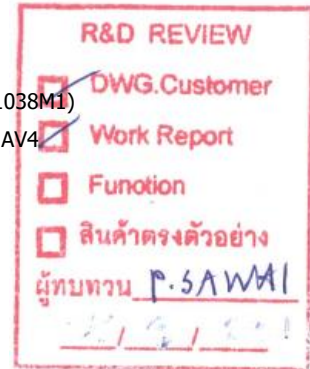
05.87=ML.HOKAIDO ELM#AV4 (MATT WOODGRAIN)

Edge


01.464=0.6 MFI599 PEARL(111038M1)

01.481=0.6 ML.HOKAIDO ELM AV4

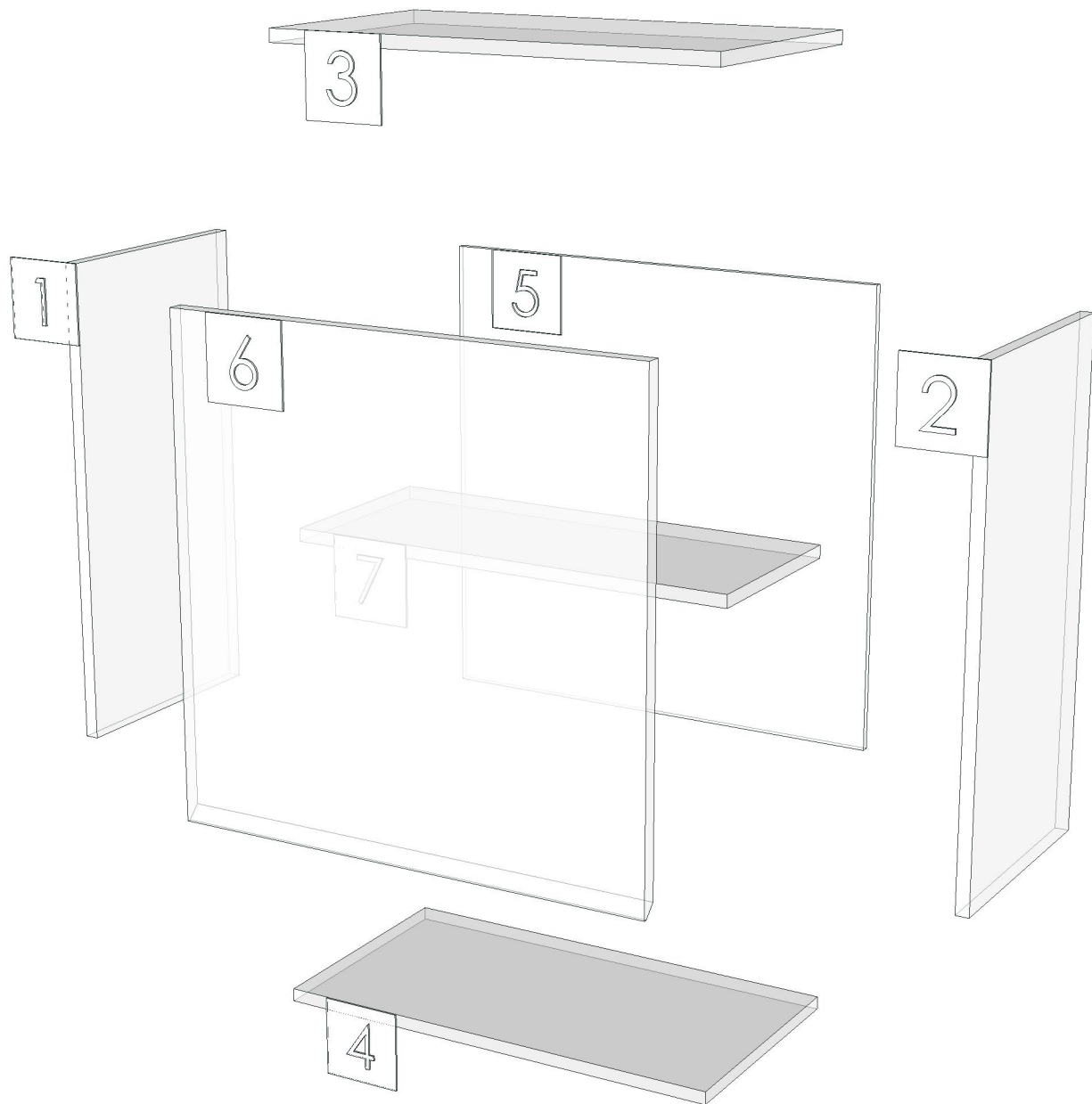
01.382=1 AV4



K105R-160177073



Model	-		
Creator	CHALEAMPON	.BCP Name	INDEX_C3D_KITCHEN2
Reviewer		Order	H002359
Approves		Date	13/02/2026



Model	1PLUS_LIFE2_DPLT_1350		
Creator	CHALEAMPON	.BCP Name	INDEX_C3D_KITCHEN2
Reviewer		Order	H002371
Approves		Date	17/02/2026

1PLUS_LIFE2_DPLT_1350-1350X12X100

Colour


Edge

-

-

R&D REVIEW	
<input checked="" type="checkbox"/>	DWG.Customer
<input checked="" type="checkbox"/>	Work Report
<input type="checkbox"/>	Function
<input type="checkbox"/>	สินค้าตรงตัวอย่าง
ผู้ทบทวน <u>P.SAWAI</u>	
<u>22/2/26</u>	

K105R-160177073



Model	1PLUS_LIFE2_DPLT_1350		
Creator	CHALEAMPHON	.BCP Name	INDEX_C3D_KITCHEN2
Reviewer		Order	H002371
Approves		Date	17/02/2026

No.	Article No.	Description	Mat	Dimension	Cutting Size	Typepology	Skin
0	1PLUS_LIFE2_DPLT_1350			1350x100x12			

Model	1PLUS_LIFE2_DPLT_600		
Creator	CHALEAMPON	.BCP Name	INDEX_C3D_KITCHEN2
Reviewer		Order	H002376
Approves		Date	17/02/2026

1PLUS_LIFE2_DPLT_600-600X12X100

Colour


Edge

-

-



- K100R-160177012
- K101R-160177022
- K103L-160177042
- K103R-160177052
- K104R-160177062
- K105R-160177073
- K102R-1601



Model	1PLUS_LIFE2_DPLT_600		
Creator	CHALEAMPON	.BCP Name	INDEX_C3D_KITCHEN2
Reviewer		Order	H002376
Approves		Date	17/02/2026

No.	Article No.	Description	Mat	Dimension	Cutting Size	Typepology	Skin
0	1PLUS_LIFE2_DPLT_600			600x100x12			

Model	1PLUS_LIFE2_DSH80		
Creator	CHALEAMPON	.BCP Name	INDEX_C3D_KITCHEN2
Reviewer		Order	H002354
Approves		Date	13/02/2026

1PLUS_LIFE2_DSH80-800X284X19

Colour

05.87=ML.HOKAIDO ELM#AV4 (MATT WOODGRAIN)

Edge

01.481=0.6 ML.HOKAIDO ELM AV4

R&D REVIEW	
<input checked="" type="checkbox"/>	DWG.Customer
<input checked="" type="checkbox"/>	Work Report
<input type="checkbox"/>	Function
<input type="checkbox"/>	สินค้าตรงตัวอย่าง
ผู้ทบทวน <u>P.SAWAI</u>	
<u>13/02/2026</u>	

K104R-160177062

K105R-160177073



Model	1PLUS_LIFE2_DSH80		
Creator	CHALEAMPHON	.BCP Name	INDEX_C3D_KITCHEN2
Reviewer		Order	H002354
Approves		Date	13/02/2026

No.	Article No.	Description	Mat	Dimension	Cutting Size	Typepology	Skin
0	1PLUS_LIFE2_DSH80			800x19x284			
	1PLUS_LIFE2_DSH80-01	SHELF	PB-ST	19x284x800	19X283.4X798.8;L1:W2	182000_STR=05.87_EDG=AV4-.6	2

Model	1PLUS_LIFE2_DW80(S)		
Creator	CHALEAMPHON	.BCP Name	INDEX_C3D_KITCHEN2
Reviewer		Order	H002363
Approves		Date	13/02/2026

1PLUS_LIFE2_DW80(S)-800X300X400

Colour

20.01=ML.MFI599_PEARL

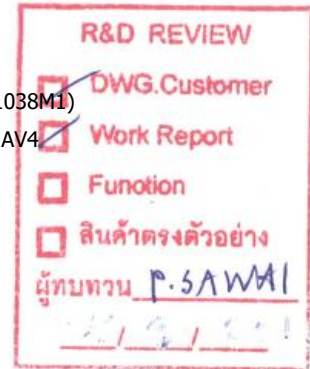
05.87=ML.HOKAIDO ELM#AV4 (MATT WOODGRAIN)

Edge

01.464=0.6 MFI599 PEARL(111038M1)

01.481=0.6 ML.HOKAIDO ELM AV4

01.382=1 AV4



K104R-160177062

K105R-160177073



Model	-		
Creator	CHALEAMPHON	.BCP Name	INDEX_C3D_KITCHEN2
Reviewer		Order	H002363
Approves		Date	13/02/2026

