

Model	ROMM_CONVECT_DB47L_1		
Creator	SUTTHI.P	.BCP Name	INDEX_C3D_KITCHENPAE
Reviewer		Order	O002685
Approves	<i>P.SAWA</i>	Date	02/08/2025

ROMM_CONVECT_DB47L_1-470X570X730

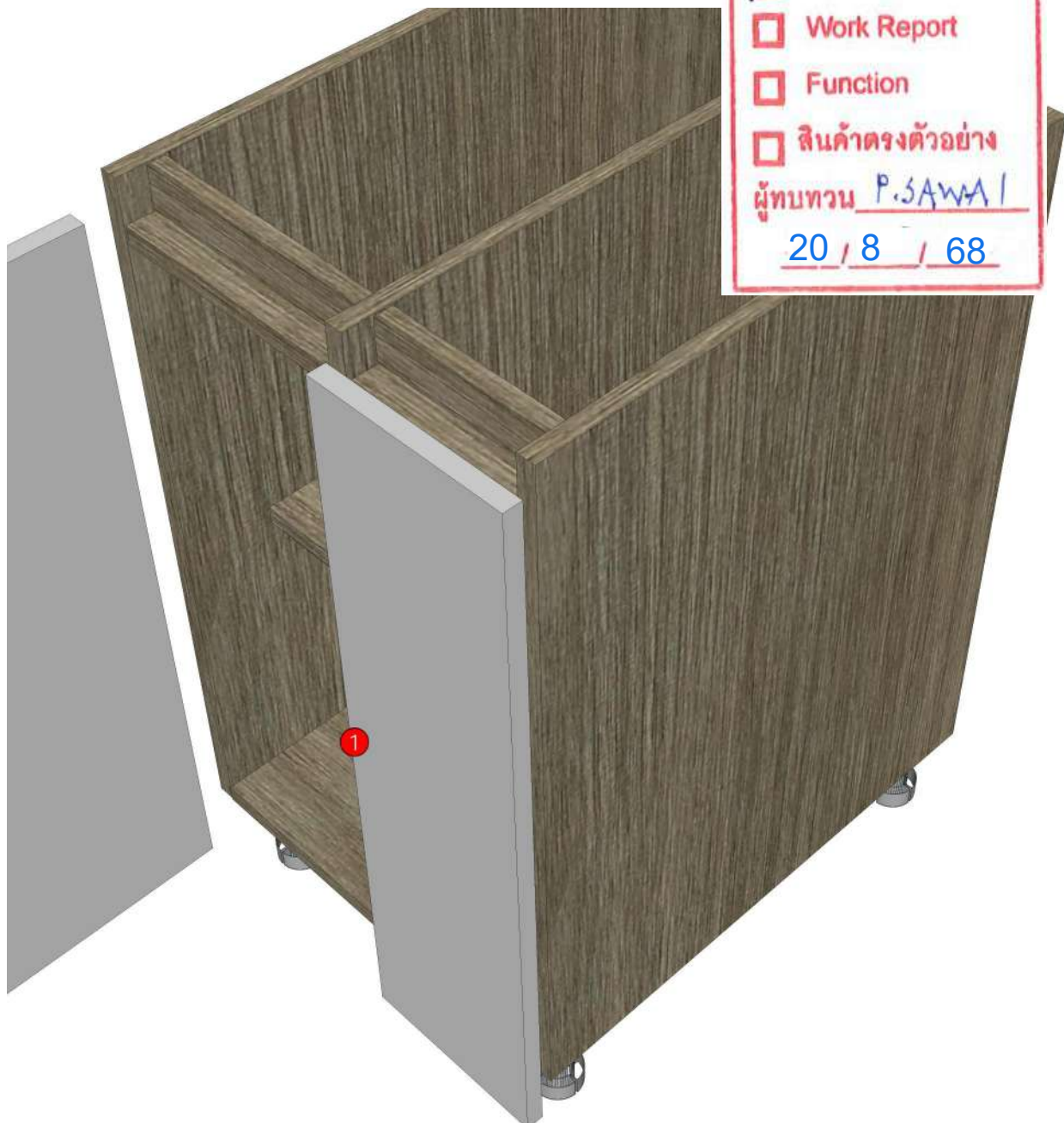
Colour

04.69=PB-E1 4'X8'T LAMINATE WILMIKA TEXT NO. W3125-16
04.691=ALVIC LUMAX-SPP/4'X10'X18MM.-BLANCO SUPPERMATT(LX8)
04.692=PB-E1 4'X9'T. LAMINA WILMIKA TEXT NO. W3125-16
04.693=HPL WILMIKA NO. W3125-16/HPL.TD#9201 PL

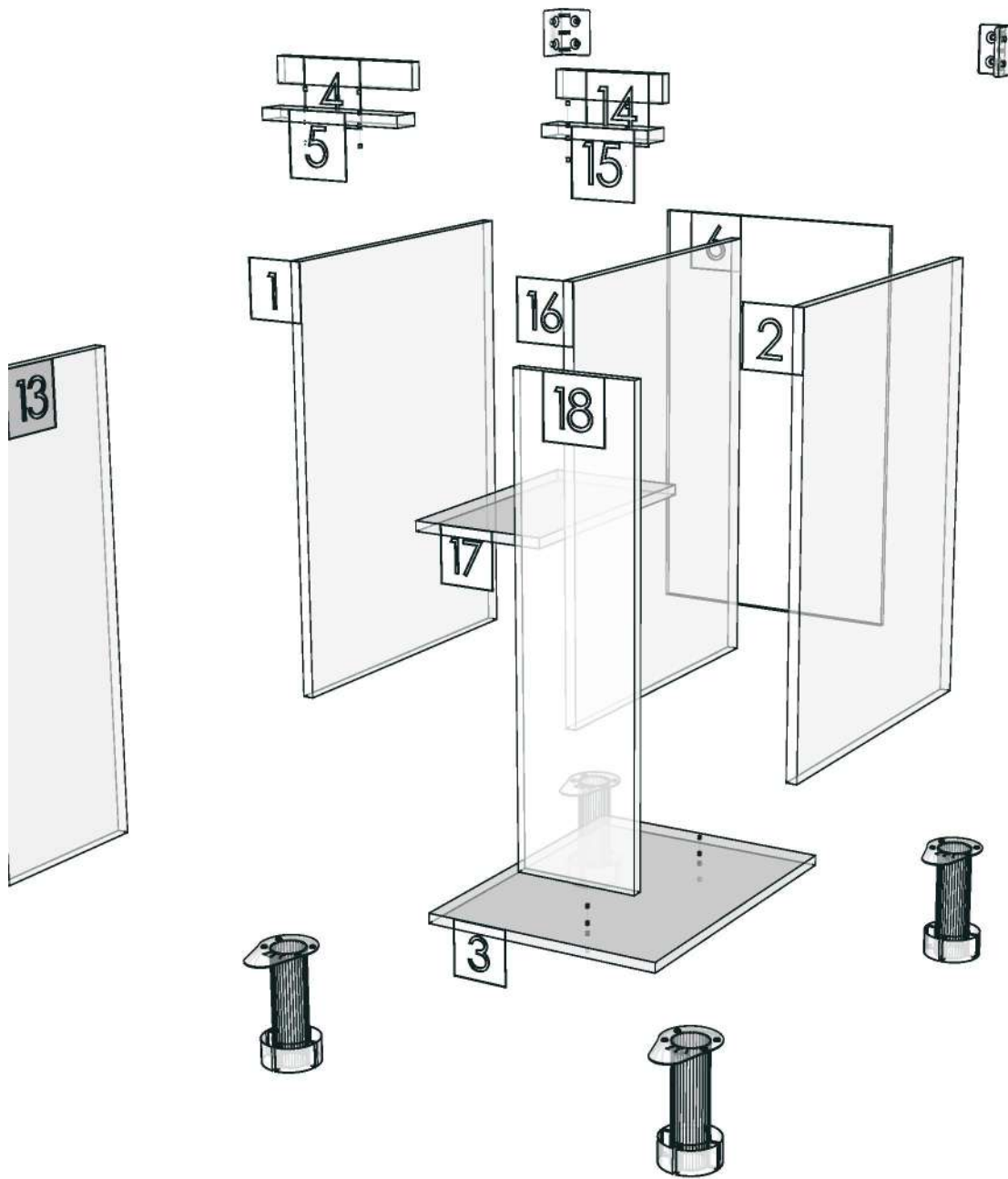
Edge

01.405=1 DWK3125AT
01.47=1 WHITE

K19L 160161410



Model	-ROMM_CONVECT_DB47L_1		
Creator	SUTTHI.P	.BCP Name	INDEX_C3D_KITCHENPAE
Reviewer		Order	0002685
Approves	<i>P. SAWA</i>	Date	02/08/2025



Model	ROMM_CONVECT_DB98RI_1		
Creator	SUTTHI.P	.BCP Name	INDEX_C3D_KITCHENPAE
Reviewer		Order	O002688
Approves	<i>P.SAWA</i>	Date	07/08/2025

ROMM_CONVECT_DB98RI_1-980X550X760

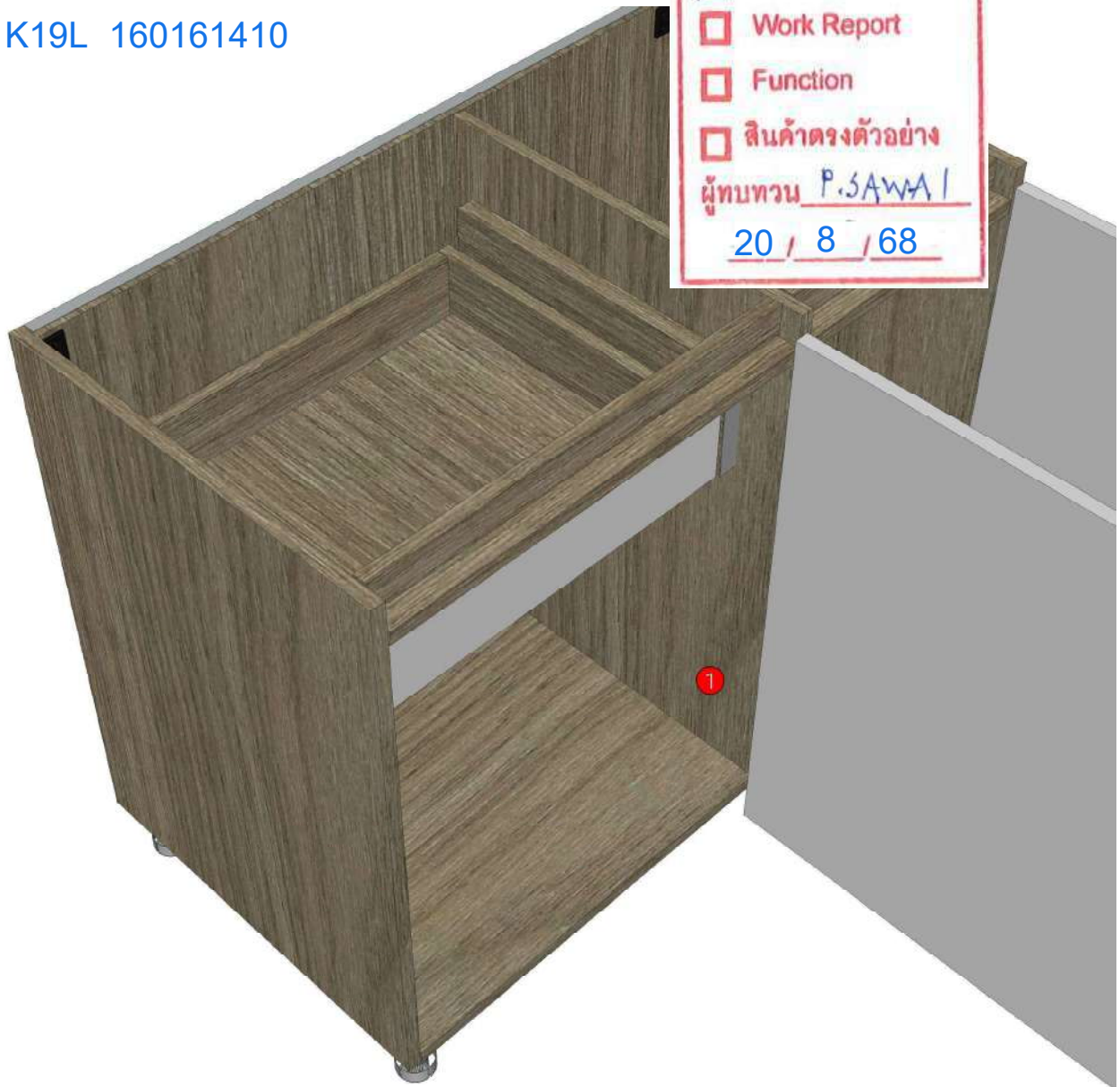
Colour

04.69=PB-E1 4'X8'T LAMINATE WILMIKA TEXT NO. W3125-16
04.691=ALVIC LUMAX-SPP/4'X10'X18MM.-BLANCO SUPPERMATT(LX8
04.692=PB-E1 4'X9'T. LAMINA WILMIKA TEXT NO. W3125-16
04.693=HPL WILMIKA NO. W3125-16/HPL.TD#9201 PL
06.01=TEXTURE DEAD STOCK

Edge

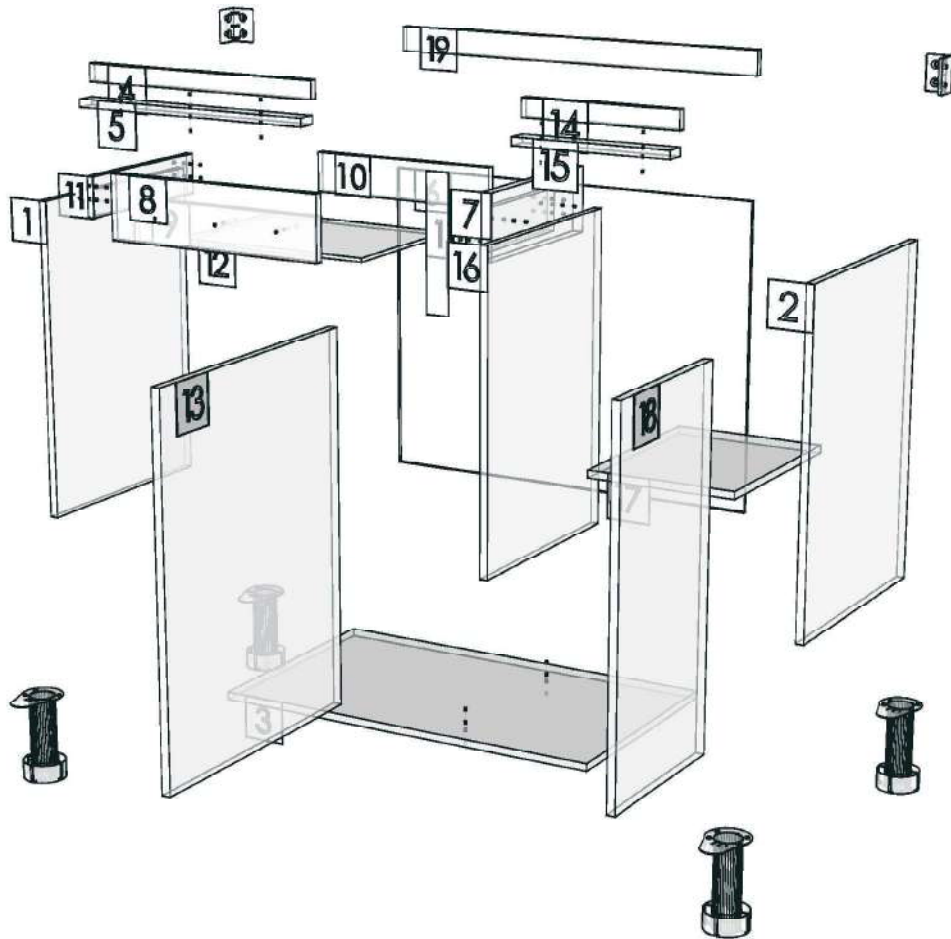
01.405=1 DWK3125AT
01.47=1 WHITE

K19L 160161410



R&D REVIEW	
<input checked="" type="checkbox"/>	DWG.Customer
<input type="checkbox"/>	Work Report
<input type="checkbox"/>	Function
<input type="checkbox"/>	สินค้าตรงตัวอย่าง
ผู้ทบทวน <u>P.SAWA</u>	
<u>20 / 8 / 68</u>	

Model	-ROMM_CONVECT_DB98RI_1		
Creator	SUTTHI.P	.BCP Name	INDEX_C3D_KITCHENPAE
Reviewer		Order	O002688
Approves	<i>P. SAWAI</i>	Date	07/08/2025



Model	ROMM_CONVECT_DBH601_1		
Creator	SUTTHI.P	.BCP Name	INDEX_C3D_KITCHENPAE
Reviewer		Order	O002488
Approves	P.SAWA	Date	06/06/2025

ROMM_CONVECT_DBH601_1-600X570X730

Colour

04.69=PB-E1 4'X8'T LAMINATE WILMIKA TEXT NO. W3125-16
04.691=ALVIC LUMAX-SPP/4'X10'X18MM.-BLANCO SUPPERMATT(LX8
04.692=PB-E1 4'X9'T. LAMINA WILMIKA TEXT NO. W3125-16
04.693=HPL WILMIKA NO. W3125-16/HPL.TD#9201 PL

Edge

01.405=1 DWK3125AT
01.4051=1 WHITE 01016

K5R 160152669

K15R 160152736

K6L 160160455

K18R 160161391

K10R 160161347

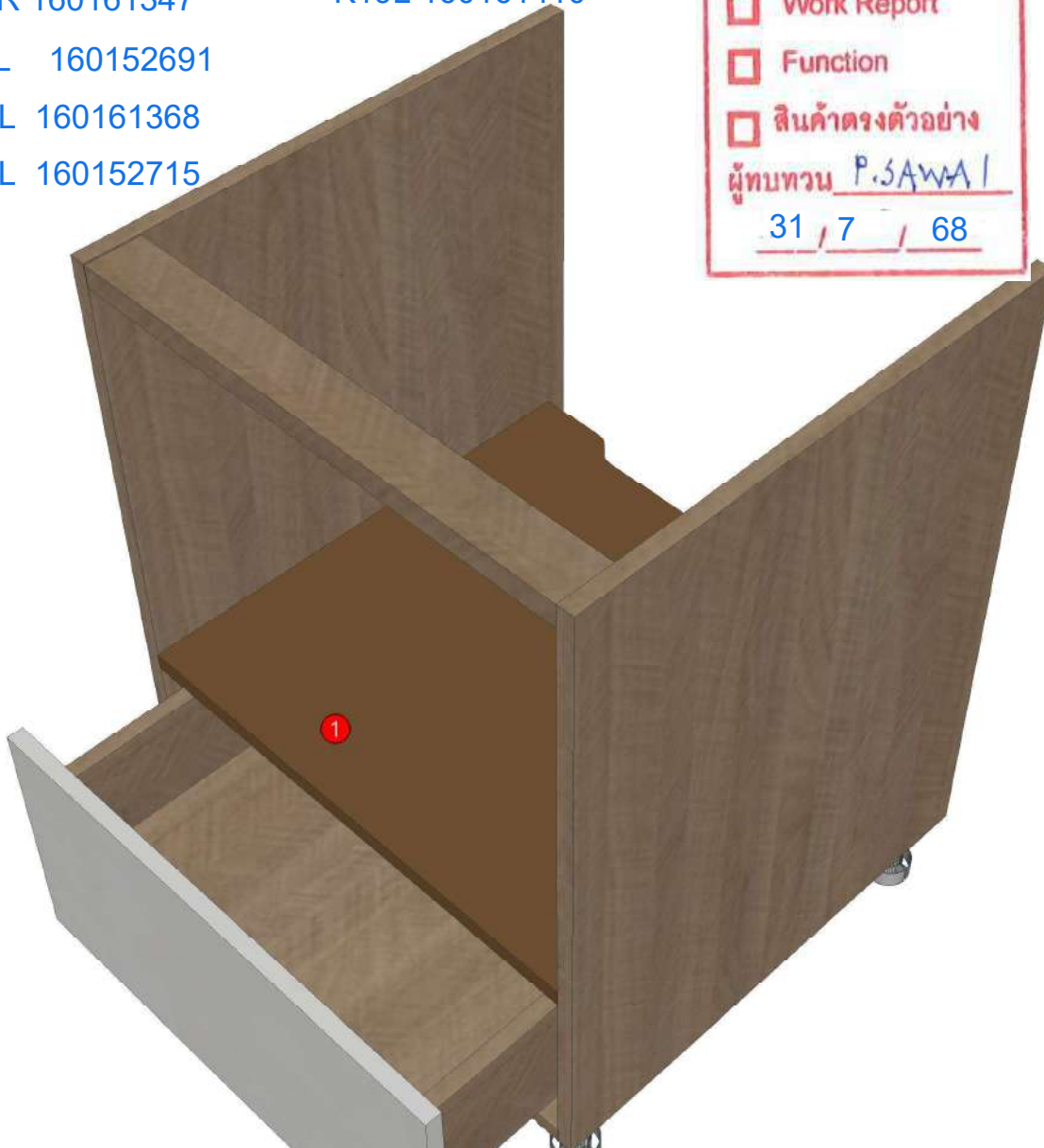
K19L 160161410

K11L 160152691

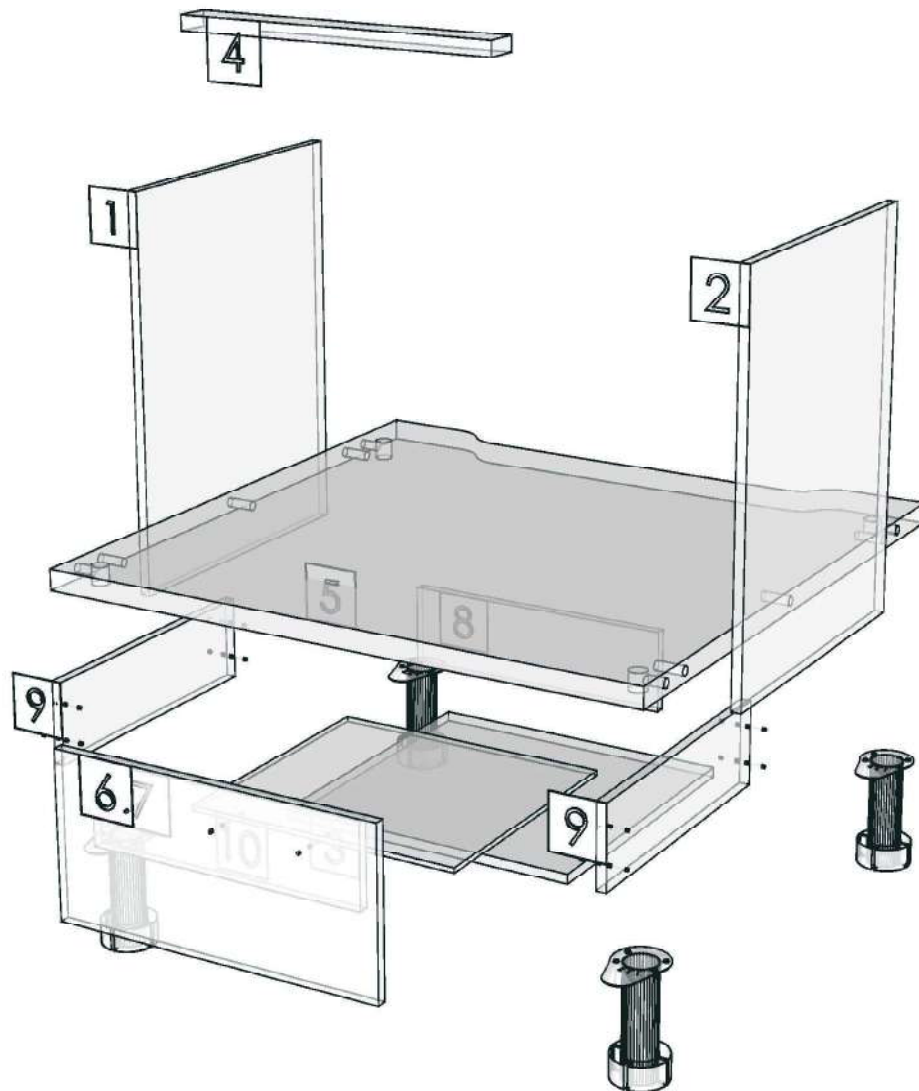
K13L 160161368

K14L 160152715

R&D REVIEW	
<input checked="" type="checkbox"/>	DWG.Customer
<input type="checkbox"/>	Work Report
<input type="checkbox"/>	Function
<input type="checkbox"/>	สินค้าตรงตัวอย่าง
ผู้ทบทวน <u>P.SAWA</u>	
<u>31 / 7 / 68</u>	



Model	-ROMM_CONVECT_DBH601_1		
Creator	SUTTHI.P	.BCP Name	INDEX_C3D_KITCHENPAE
Reviewer		Order	O002488
Approves	<i>P. SAWAI</i>	Date	06/06/2025



Model	ROMM_CONVECT_DBO80S_1		
Creator	SUTTHI.P	.BCP Name	INDEX_C3D_KITCHENPAE
Reviewer		Order	O002690
Approves	<i>P. SAWA</i>	Date	07/08/2025

ROMM_CONVECT_DBO80S_1-800X670X880

Colour

04.69=PB-E1 4'X8'T LAMINATE WILMIKA TEXT NO. W3125-16
04.691=ALVIC LUMAX-SPP/4'X10'X18MM.-BLANCO SUPPERMATT(LX8
04.692=PB-E1 4'X9'T. LAMINA WILMIKA TEXT NO. W3125-16
04.693=HPL WILMIKA NO. W3125-16/HPL.TD#9201 PL

Edge


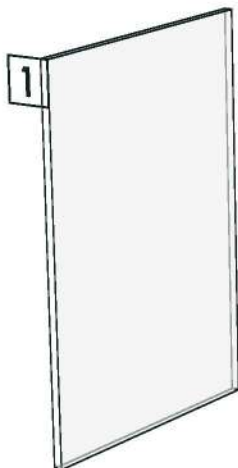
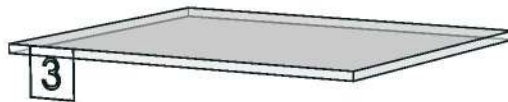
01.405=1 DWK3125AT
01.47=1 WHITE

K19L 160161410



R&D REVIEW	
<input checked="" type="checkbox"/>	DWG.Customer
<input type="checkbox"/>	Work Report
<input type="checkbox"/>	Function
<input type="checkbox"/>	สินค้าตรงตัวอย่าง
ผู้ทบทวน <u>P.SAWA</u>	
<u>20</u> / <u>8</u> / <u>68</u>	

Model	-ROMM_CONVECT_DBO80S_1		
Creator	SUTTHI.P	.BCP Name	INDEX_C3D_KITCHENPAE
Reviewer		Order	0002690
Approves	<i>P. SAWA</i>	Date	07/08/2025



Model	ROMM_CONVECT_DBS60LI_1		
Creator	SUTTHI.P	.BCP Name	INDEX_C3D_KITCHENPAE
Reviewer		Order	O002697
Approves	<i>P.SAWA</i>	Date	07/08/2025

ROMM_CONVECT_DBS60LI_1-600X550X760

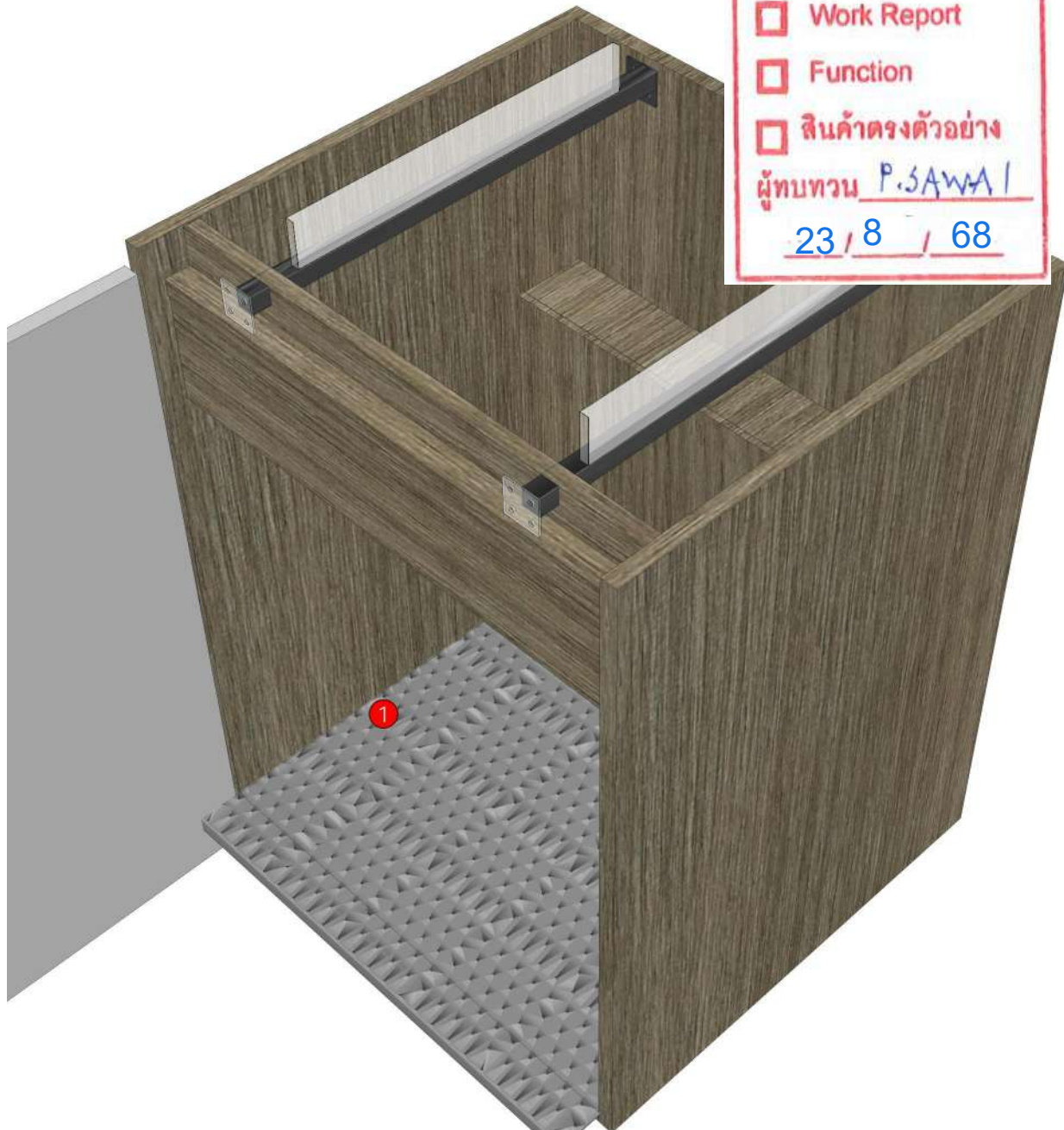
Colour

04.69=PB-E1 4'X8'T LAMINATE WILMIKA TEXT NO. W3125-16
 04.691=ALVIC LUMAX-SPP/4'X10'X18MM.-BLANCO SUPPERMATT(LX8)
 04.692=PB-E1 4'X9'T. LAMINA WILMIKA TEXT NO. W3125-16
 04.693=HPL WILMIKA NO. W3125-16/HPL.TD#9201 PL

Edge

01.405=1 DWK3125AT
 01.47=1 WHITE

K19L 160161410



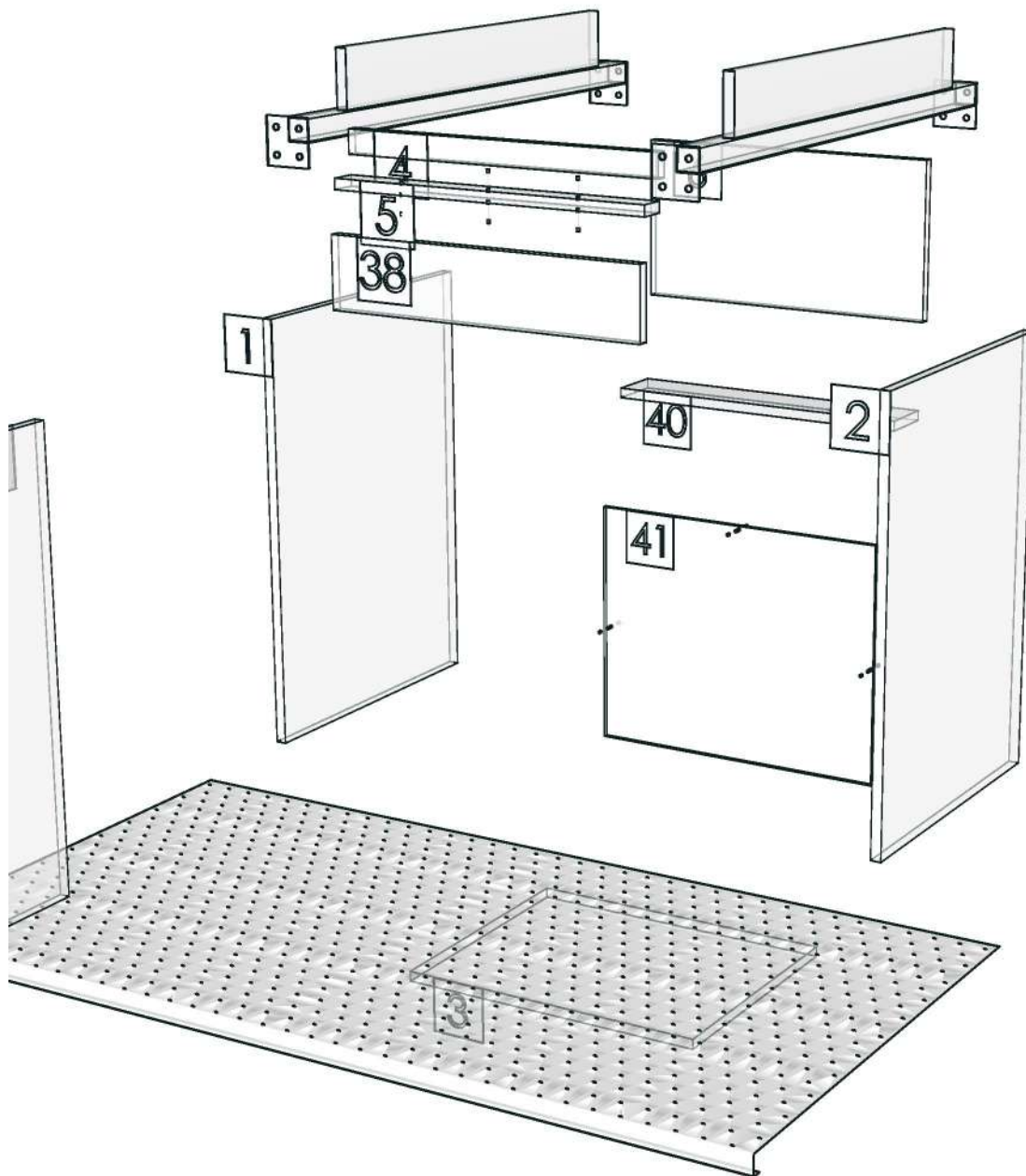
R&D REVIEW

- DWG.Customer
- Work Report
- Function
- สินค้าตรงตัวอย่าง

ผู้ทบทวน *P.SAWA*

23 / 8 / 68

Model	-ROMM_CONVECT_DBS60LI_1		
Creator	SUTTHI.P	.BCP Name	INDEX_C3D_KITCHENPAE
Reviewer		Order	O002697
Approves	<i>P. SAWA</i>	Date	07/08/2025



Model	ROMM_CONVECT_DDM_1965_6_1		
Creator	SUTTHI.P	.BCP Name	INDEX_C3D_KITCHENPAE
Reviewer		Order	O002742
Approves	<i>P. SAWA</i>	Date	13/08/2025

ROMM_CONVECT_DDM_1965_6_1-1965X6X375

Colour

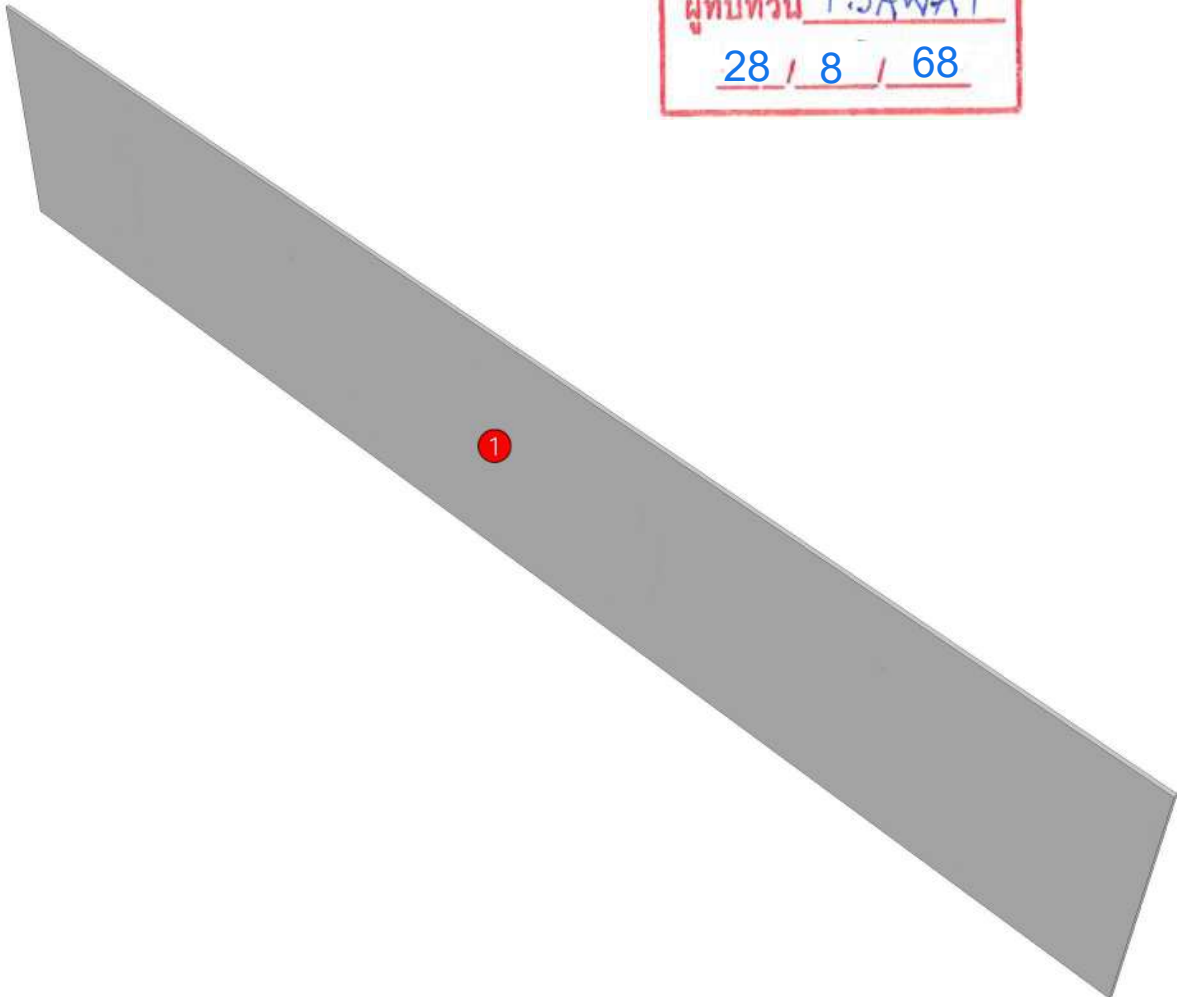
04.69=PB-E1 4'X8'T LAMINATE WILMIKA TEXT NO. W3125-16
04.691=ALVIC LUMAX-SPP/4'X10'X18MM.-BLANCO SUPPERMATT(LX8
03.13=PVC WHITE#630 T0.15MM.

Edge

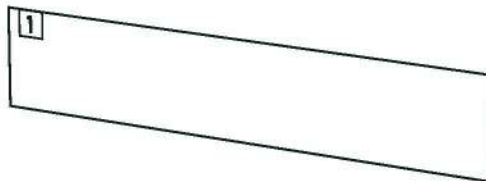
01.405=1 DWK3125AT
01.47=1 WHITE

K19L 160161410

R&D REVIEW	
<input checked="" type="checkbox"/>	DWG.Customer
<input type="checkbox"/>	Work Report
<input type="checkbox"/>	Function
<input type="checkbox"/>	สินค้าตรงตัวอย่าง
ผู้ทบทวน <i>P.SAWA</i>	
<u>28 / 8 / 68</u>	



Model	-ROMM_CONVECT_DDM_1965_6_1		
Creator	SUTTHI.P	.BCP Name	INDEX_C3D_KITCHENPAE
Reviewer		Order	0002742
Approves	P. SAWA	Date	13/08/2025



Model	ROMM_CONVECT_DDM_1965_9_1		
Creator	SUTTHI.P	.BCP Name	INDEX_C3D_KITCHENPAE
Reviewer		Order	O002747
Approves	P.SAWA	Date	13/08/2025

ROMM_CONVECT_DDM_1965_9_1-1965X9X365

Colour

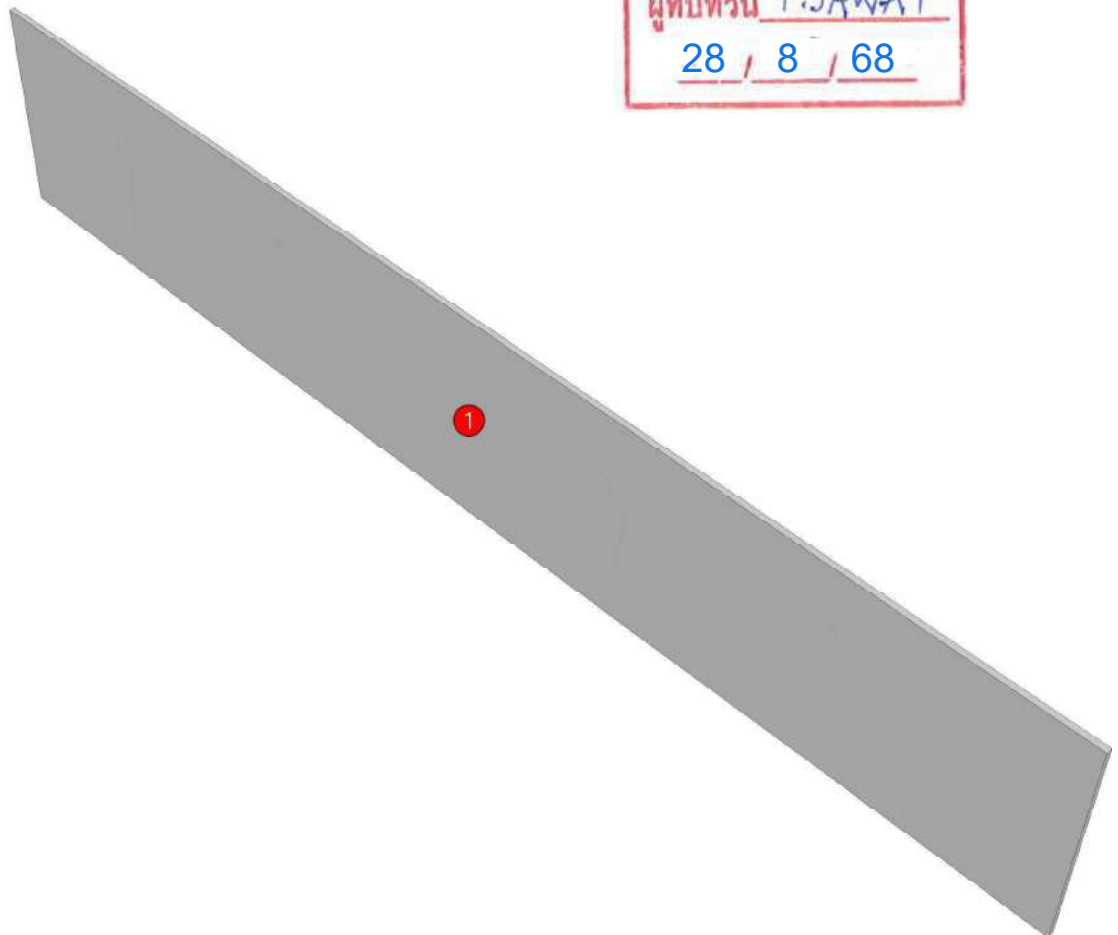
04.69=PB-E1 4'X8'T LAMINATE WILMIKA TEXT NO. W3125-16
04.691=ALVIC LUMAX-SPP/4'X10'X18MM.-BLANCO SUPPERMATT(LX8
05.01=ML WHITE VM1012 18/18

Edge

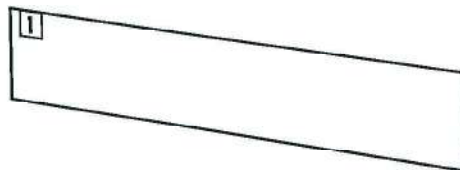
01.405=1 DWK3125AT
01.47=1 WHITE

K19L 160161410

R&D REVIEW	
<input checked="" type="checkbox"/>	DWG.Customer
<input type="checkbox"/>	Work Report
<input type="checkbox"/>	Function
<input type="checkbox"/>	สินค้าตรงตัวอย่าง
ผู้ทบทวน P.SAWA /	
28 / 8 / 68	



Model	-ROMM_CONVECT_DDM_1965_9_1		
Creator	SUTTHI.P	.BCP Name	INDEX_C3D_KITCHENPAE
Reviewer		Order	O002747
Approves	<i>P. SAWA</i>	Date	13/08/2025



Model	ROMM_CONVECT_DDM_600_6_1		
Creator	SUTTHI.P	.BCP Name	INDEX_C3D_KITCHENPAE
Reviewer		Order	O002745
Approves	<i>P. SAWA</i>	Date	13/08/2025

ROMM_CONVECT_DDM_600_6_1-600X6X375

Colour

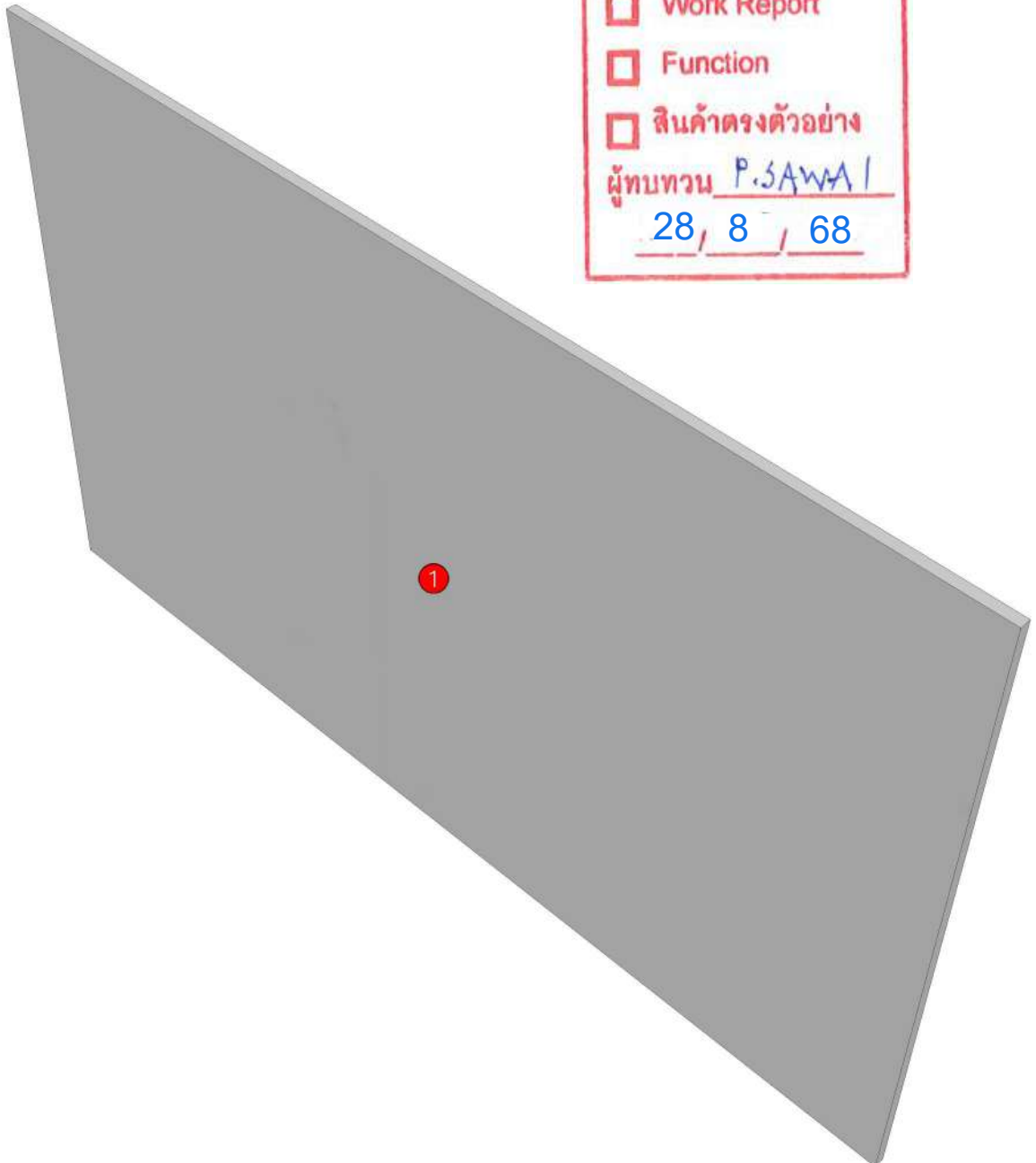
04.69=PB-E1 4'X8'T LAMINATE WILMIKA TEXT NO. W3125-16
04.691=ALVIC LUMAX-SPP/4'X10'X18MM.-BLANCO SUPPERMATT(LX8
03.13=PVC WHITE#630 T0.15MM.

Edge

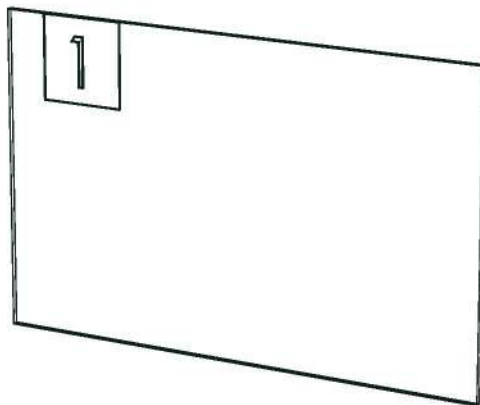
01.405=1 DWK3125AT
01.47=1 WHITE

K3R 160161323

R&D REVIEW	
<input checked="" type="checkbox"/>	DWG.Customer
<input type="checkbox"/>	Work Report
<input type="checkbox"/>	Function
<input type="checkbox"/>	สินค้าตรงตัวอย่าง
ผู้ทบทวน <u>P.SAWA</u>	
<u>28</u> / <u>8</u> / <u>68</u>	



Model	-ROMM_CONVECT_DDM_600_6_1		
Creator	SUTTHI.P	.BCP Name	INDEX_C3D_KITCHENPAE
Reviewer		Order	0002745
Approves	P. SAWA	Date	13/08/2025



Model	ROMM_CONVECT_DDM_800_1		
Creator	SUTTHI.P	.BCP Name	INDEX_C3D_KITCHENPAE
Reviewer		Order	O002754
Approves	P.SAWA	Date	13/08/2025

ROMM_CONVECT_DDM_800_1-800X18X135

Colour

04.69=PB-E1 4'X8'T LAMINATE WILMIKA TEXT NO. W3125-16
04.691=ALVIC LUMAX-SPP/4'X10'X18MM.-BLANCO SUPPERMATT(LX8)

Edge

01.405=1 DWK3125AT
01.47=1 WHITE

K19L 160161410

R&D REVIEW	
<input checked="" type="checkbox"/>	DWG.Customer
<input type="checkbox"/>	Work Report
<input type="checkbox"/>	Function
<input type="checkbox"/>	สินค้าตรงตัวอย่าง
ผู้ทบทวน <u>P.SAWA</u>	
<u>28 / 8 / 68</u>	



Model	-ROMM_CONVECT_DDM_800_1		
Creator	SUTTHI.P	.BCP Name	INDEX_C3D_KITCHENPAE
Reviewer		Order	0002754
Approves	<i>P. SAWA</i>	Date	13/08/2025



Model	ROMM_CONVECT_DEP_1625_1		
Creator	SUTTHI.P	.BCP Name	INDEX_C3D_KITCHENPAE
Reviewer		Order	0002755
Approves	P.SAWA	Date	13/08/2025

ROMM_CONVECT_DEP_1625_1-1625X18X860

Colour

04.69=PB-E1 4'X8'T LAMINATE WILMIKA TEXT NO. W3125-16
04.691=ALVIC LUMAX-SPP/4'X10'X18MM.-BLANCO SUPPERMATT(LX8)

Edge



01.405=1 DWK3125AT
01.47=1 WHITE

K19L 160161410



R&D REVIEW	
<input checked="" type="checkbox"/>	DWG.Customer
<input type="checkbox"/>	Work Report
<input type="checkbox"/>	Function
<input type="checkbox"/>	สินค้าตรงตัวอย่าง
ผู้ทบทวน <u>P.SAWA</u>	
<u>28 / 8 / 68</u>	

Model	-ROMM_CONVECT_DEP_1625_1		
Creator	SUTTHI.P	.BCP Name	INDEX_C3D_KITCHENPAE
Reviewer		Order	0002755
Approves	<i>P. SAWA</i>	Date	13/08/2025



Model	ROMM_CONVECT_DEP_600I_1		
Creator	SUTTHI.P	.BCP Name	INDEX_C3D_KITCHENPAE
Reviewer		Order	O002610
Approves	<i>P.SAWA</i>	Date	09/07/2025

ROMM_CONVECT_DEP_600I_1-600X12X860

Colour

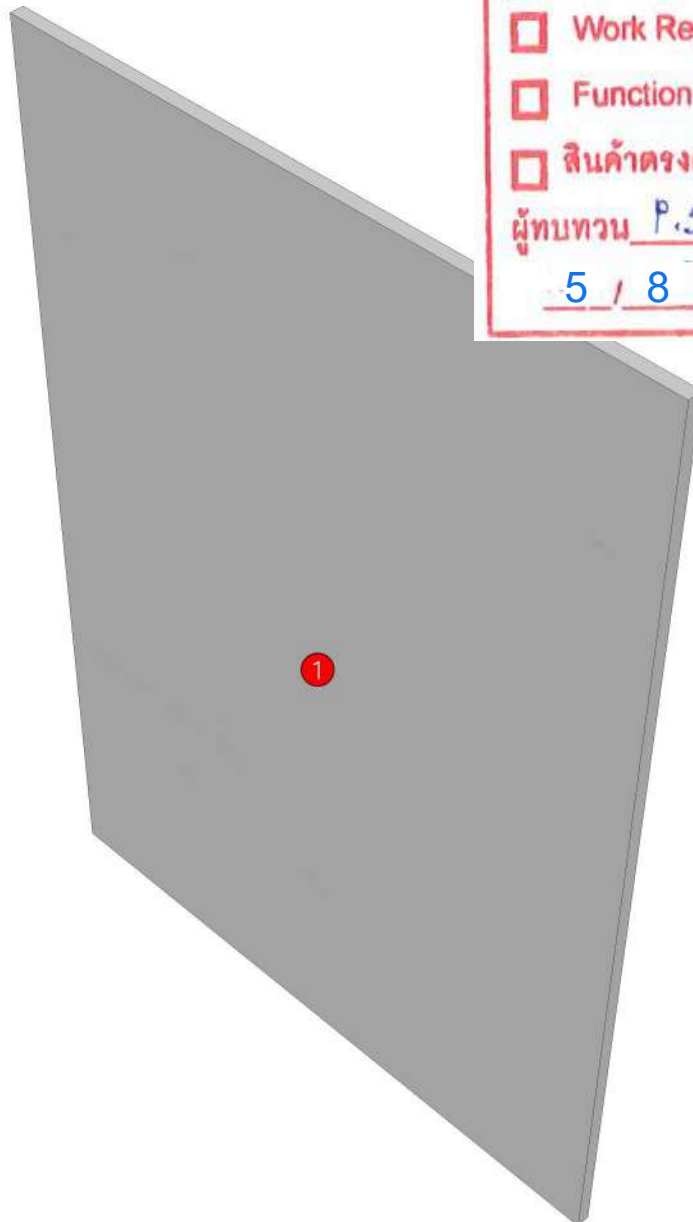
04.69=PB-E1 4'X8'T LAMINATE WILMIKA TEXT NO. W3125-16
04.691=ALVIC LUMAX-SPP/4'X10'X18MM.-BLANCO SUPPERMATT(LX8
05.01=ML WHITE VM1012 18/18

Edge

01.405=1 DWK3125AT
01.4051=1 WHITE 01016
01.47=1 WHITE


K6L 160160455

K19L 160161410



R&D REVIEW	
<input checked="" type="checkbox"/>	DWG.Customer
<input type="checkbox"/>	Work Report
<input type="checkbox"/>	Function
<input type="checkbox"/>	สินค้าตรงตัวอย่าง
ผู้ทบทวน <i>P.SAWA</i>	
<u>5 / 8 / 68</u>	

Model	-ROMM_CONVECT_DEP_600I_1		
Creator	SUTTHI.P	.BCP Name	INDEX_C3D_KITCHENPAE
Reviewer		Order	0002610
Approves	P. SAWA	Date	09/07/2025



Model	ROMM_CONVECT_DFB_1		
Creator	SUTTHI.P	.BCP Name	INDEX_C3D_KITCHENPAE
Reviewer		Order	O002614
Approves	<i>P.SAWA</i>	Date	09/07/2025

ROMM_CONVECT_DFB_1-150X18X730

Colour

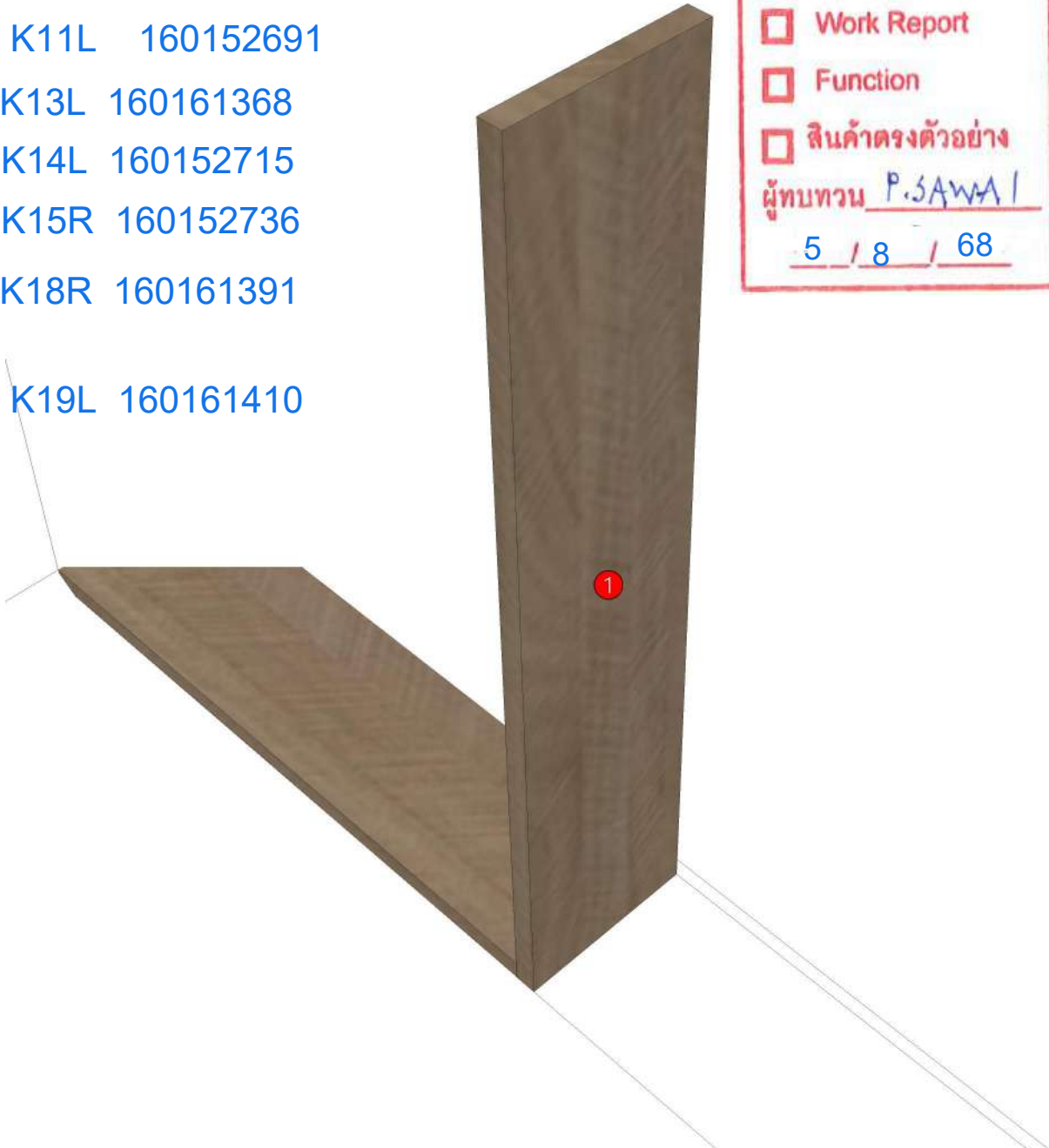
04.69=PB-E1 4'X8'T LAMINATE WILMIKA TEXT NO. W3125-16
04.691=ALVIC LUMAX-SPP/4'X10'X18MM.-BLANCO SUPPERMATT(LX8
05.01=ML WHITE VM1012 18/18

Edge


01.405=1 DWK3125AT
01.4051=1 WHITE 01016
01.47=1 WHITE

- K2R 160160436
- K3R 160161323
- K11L 160152691
- K13L 160161368
- K14L 160152715
- K15R 160152736
- K18R 160161391
- K19L 160161410

R&D REVIEW	
<input checked="" type="checkbox"/>	DWG.Customer
<input type="checkbox"/>	Work Report
<input type="checkbox"/>	Function
<input type="checkbox"/>	สินค้าตรงตัวอย่าง
ผู้ทบทวน <u>P.SAWA</u>	
<u>5</u> / <u>8</u> / <u>68</u>	



Model	-ROMM_CONVECT_DFB_1		
Creator	SUTTHI.P	.BCP Name	INDEX_C3D_KITCHENPAE
Reviewer		Order	0002614
Approves	<i>P. SAWA</i>	Date	09/07/2025



Model	ROMM_CONVECT_DFCL_1050_1		
Creator	SUTTHI.P	.BCP Name	INDEX_C3D_KITCHENPAE
Reviewer		Order	O002615
Approves	P. SAWA	Date	09/07/2025

ROMM_CONVECT_DFCL_1050_1-1050X9X100

Colour

04.69=PB-E1 4'X8'T LAMINATE WILMIKA TEXT NO. W3125-16
04.691=ALVIC LUMAX-SPP/4'X10'X18MM.-BLANCO SUPPERMATT(LX8)


Edge

01.405=1 DWK3125AT
01.4051=1 WHITE 01016

K11L 160152691

K19L 160161410

R&D REVIEW	
<input checked="" type="checkbox"/>	DWG.Customer
<input type="checkbox"/>	Work Report
<input type="checkbox"/>	Function
<input type="checkbox"/>	สินค้าตรงตัวอย่าง
ผู้ทบทวน <u>P.SAWA</u>	
<u>5</u> / <u>8</u> / <u>68</u>	



Model	-ROMM_CONVECT_DFCL_1050_1		
Creator	SUTTHI.P	.BCP Name	INDEX_C3D_KITCHENPAE
Reviewer		Order	0002615
Approves	P. SAWA	Date	09/07/2025



Model	ROMM_CONVECT_DFCL_1800_1		
Creator	SUTTHI.P	.BCP Name	INDEX_C3D_KITCHENPAE
Reviewer		Order	O002619
Approves	<i>P.SAWA</i>	Date	09/07/2025

ROMM_CONVECT_DFCL_1800_1-1800X9X100

Colour

04.69=PB-E1 4'X8'T LAMINATE WILMIKA TEXT NO. W3125-16
04.691=ALVIC LUMAX-SPP/4'X10'X18MM.-BLANCO SUPPERMATT(LX8)

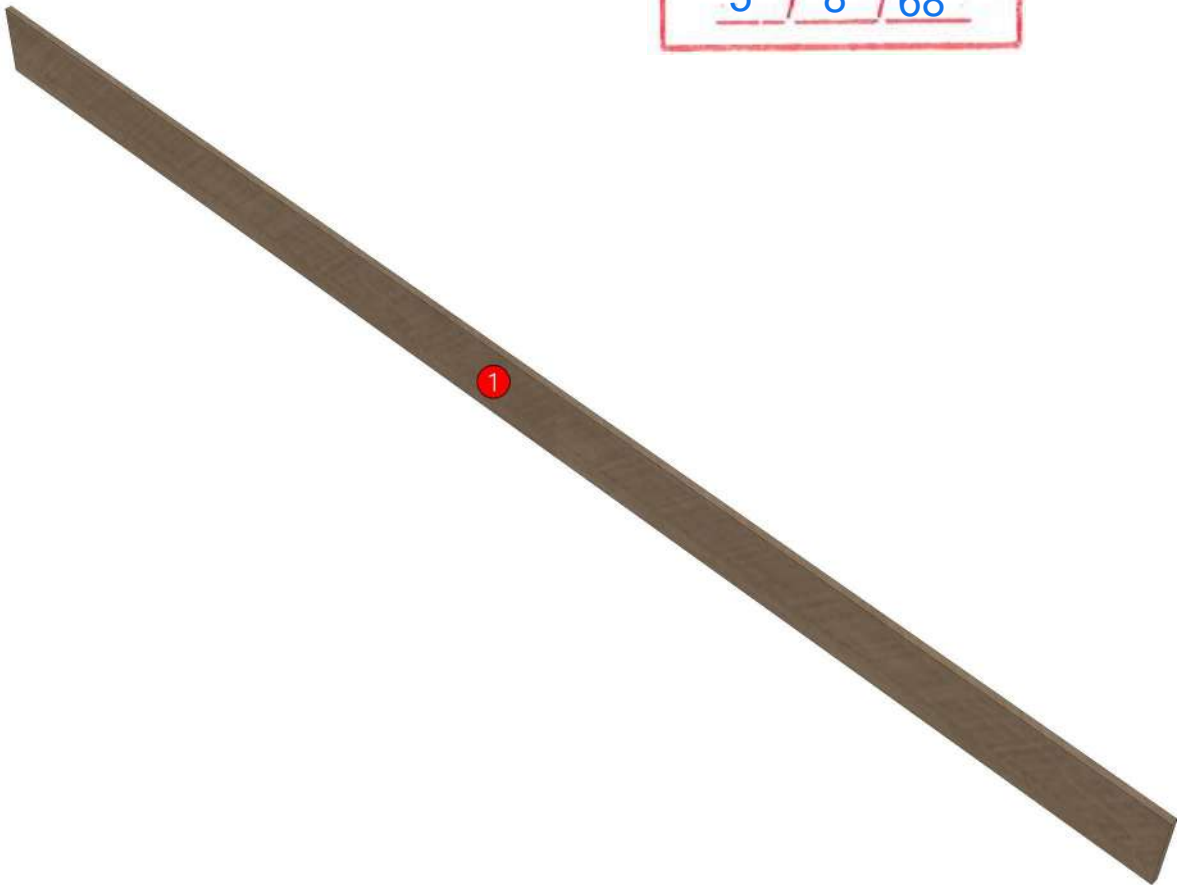
Edge

01.405=1 DWK3125AT
01.4051=1 WHITE 01016

K1R 160160423

K19L 160161410

R&D REVIEW	
<input checked="" type="checkbox"/>	DWG.Customer
<input type="checkbox"/>	Work Report
<input type="checkbox"/>	Function
<input type="checkbox"/>	สินค้าตรงตัวอย่าง
ผู้ทบทวน <u>P.SAWA</u>	
<u>5</u> / <u>8</u> / <u>68</u>	



Model	-ROMM_CONVECT_DFCL_1800_1		
Creator	SUTTHI.P	.BCP Name	INDEX_C3D_KITCHENPAE
Reviewer		Order	0002619
Approves	<i>P. SAWA</i>	Date	09/07/2025



Model	ROMM_CONVECT_DFCL_330_1		
Creator	SUTTHI.P	.BCP Name	INDEX_C3D_KITCHENPAE
Reviewer		Order	O002624
Approves	P. SAWA	Date	09/07/2025

ROMM_CONVECT_DFCL_330_1-330X9X100

Colour


04.69=PB-E1 4'X8'T LAMINATE WILMIKA TEXT NO. W3125-16
04.691=ALVIC LUMAX-SPP/4'X10'X18MM.-BLANCO SUPPERMATT(LX8)

Edge

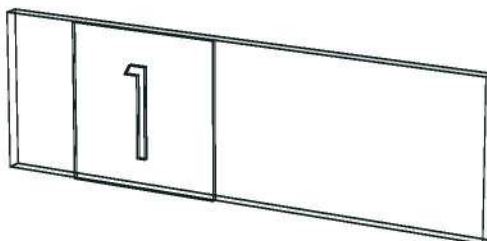
01.405=1 DWK3125AT
01.4051=1 WHITE 01016

K1R 160160423 K6L 160160455
K3R 160161323 K10R 160161347
K4L 160166148 K13L 160161368
K5R 160152669 K14L 160152715
K15R 160152736
K18R 160161391
K19L 160161410

R&D REVIEW	
<input checked="" type="checkbox"/>	DWG.Customer
<input type="checkbox"/>	Work Report
<input type="checkbox"/>	Function
<input type="checkbox"/>	สินค้าตรงตัวอย่าง
ผู้ทบทวน <u>P.SAWA</u>	
5 / 8 / 68	



Model	-ROMM_CONVECT_DFCL_330_1		
Creator	SUTTHI.P	.BCP Name	INDEX_C3D_KITCHENPAE
Reviewer		Order	0002624
Approves	<i>P. SAWA</i>	Date	09/07/2025



Model	ROMM_CONVECT_DFCL_700_1		
Creator	SUTTHI.P	.BCP Name	INDEX_C3D_KITCHENPAE
Reviewer		Order	0002625
Approves	P. SAWA	Date	09/07/2025

ROMM_CONVECT_DFCL_700_1-700X9X100

Colour


04.69=PB-E1 4'X8'T LAMINATE WILMIKA TEXT NO. W3125-16
04.691=ALVIC LUMAX-SPP/4'X10'X18MM.-BLANCO SUPPERMATT(LX8)

Edge

01.405=1 DWK3125AT
01.4051=1 WHITE 01016

K2R 160160436
K5R 160152669
K11L 160152691

R&D REVIEW	
<input checked="" type="checkbox"/>	DWG.Customer
<input type="checkbox"/>	Work Report
<input type="checkbox"/>	Function
<input type="checkbox"/>	สินค้าตรงตัวอย่าง
ผู้ทบทวน P.SAWA /	
5	8 / 68



Model	-ROMM_CONVECT_DFCL_700_1		
Creator	SUTTHI.P	.BCP Name	INDEX_C3D_KITCHENPAE
Reviewer		Order	0002625
Approves	<i>P. SAWA</i>	Date	09/07/2025



Model	ROMM_CONVECT_DFL_1		
Creator	SUTTHI.P	.BCP Name	INDEX_C3D_KITCHENPAE
Reviewer		Order	O002629
Approves	<i>P. SAWA</i>	Date	09/07/2025

ROMM_CONVECT_DFL_1-150X18X800

Colour

04.69=PB-E1 4'X8'T LAMINATE WILMIKA TEXT NO. W3125-16
04.691=ALVIC LUMAX-SPP/4'X10'X18MM.-BLANCO SUPPERMATT(LX8
05.01=ML WHITE VM1012 18/18

Edge

01.405=1 DWK3125AT
01.4051=1 WHITE 01016
01.47=1 WHITE

K1R 160160423

K2R 160160436

K3R 160161323

K4L 160166148

K6L 160160455

K10R 160161347


K11L 160152691

K13L 160161368

K15R 160152736

K18R 160161391

K19L 160161410



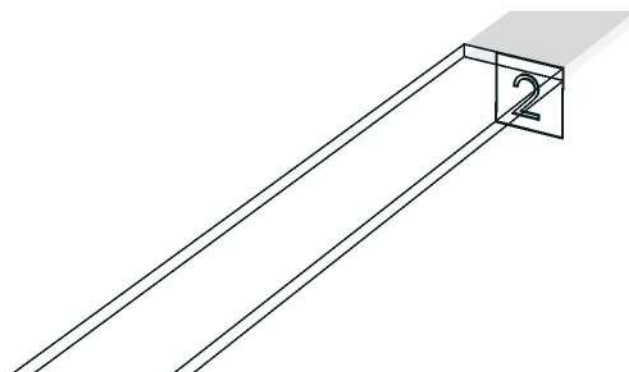
R&D REVIEW

- DWG.Customer
- Work Report
- Function
- สินค้าตรงตัวอย่าง

ผู้ทบทวน P.SAWA

5 / 8 / 68

Model	-ROMM_CONVECT_DFL_1		
Creator	SUTTHI.P	.BCP Name	INDEX_C3D_KITCHENPAE
Reviewer		Order	0002629
Approves	<i>P. SAWA</i>	Date	09/07/2025



Model	ROMM_CONVECT_DL47LL_1		
Creator	SUTTHI.P	.BCP Name	INDEX_C3D_KITCHENPAE
Reviewer		Order	O002703
Approves	<i>P. SAWA</i>	Date	08/08/2025

ROMM_CONVECT_DL47LL_1-470X330X700

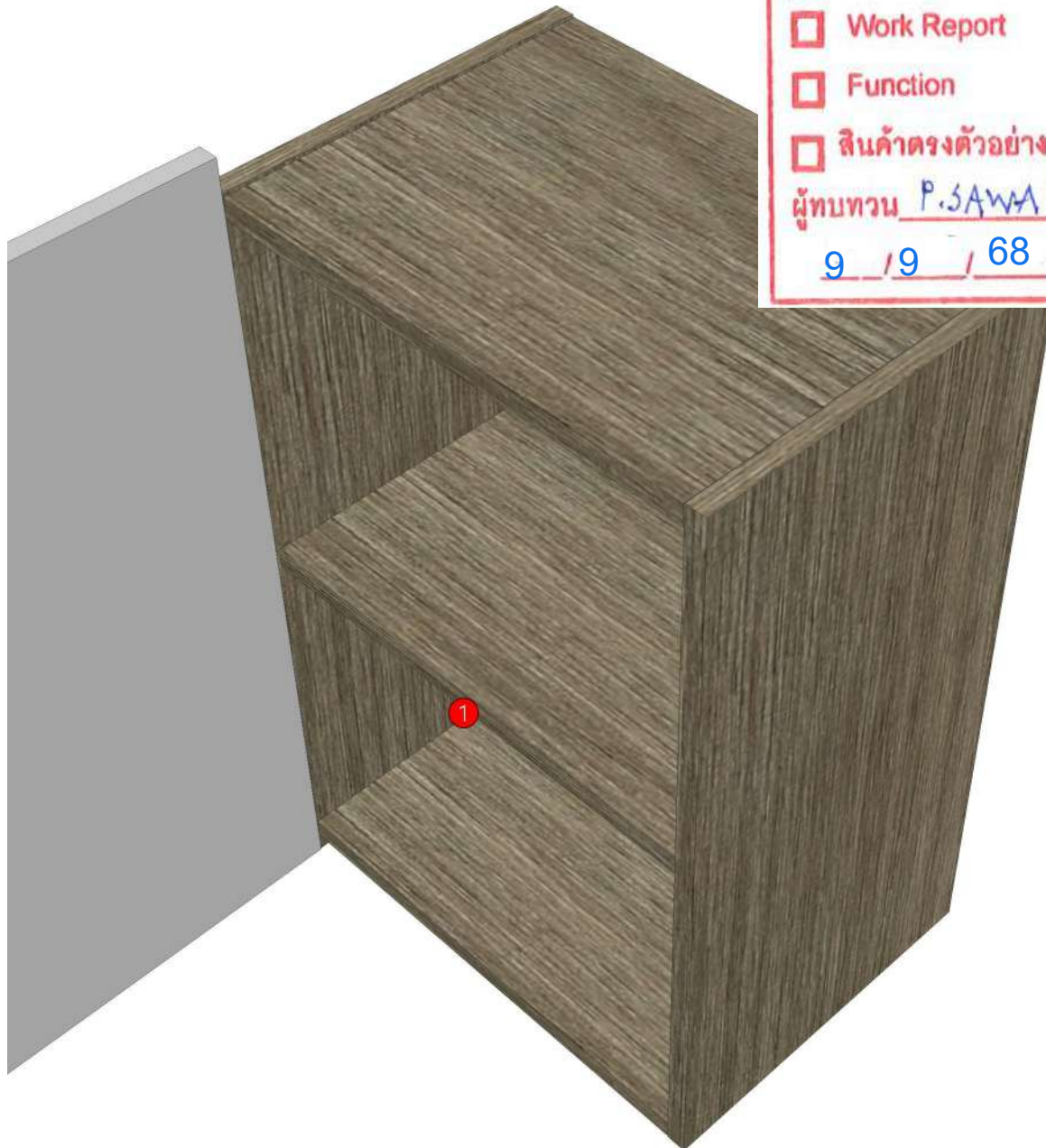
Colour

04.69=PB-E1 4'X8'T LAMINATE WILMIKA TEXT NO. W3125-16
04.691=ALVIC LUMAX-SPP/4'X10'X18MM.-BLANCO SUPPERMATT(LX8
04.692=PB-E1 4'X9'T. LAMINA WILMIKA TEXT NO. W3125-16
04.693=HPL WILMIKA NO. W3125-16/HPL.TD#9201 PL
05.01=ML WHITE VM1012 18/18

Edge

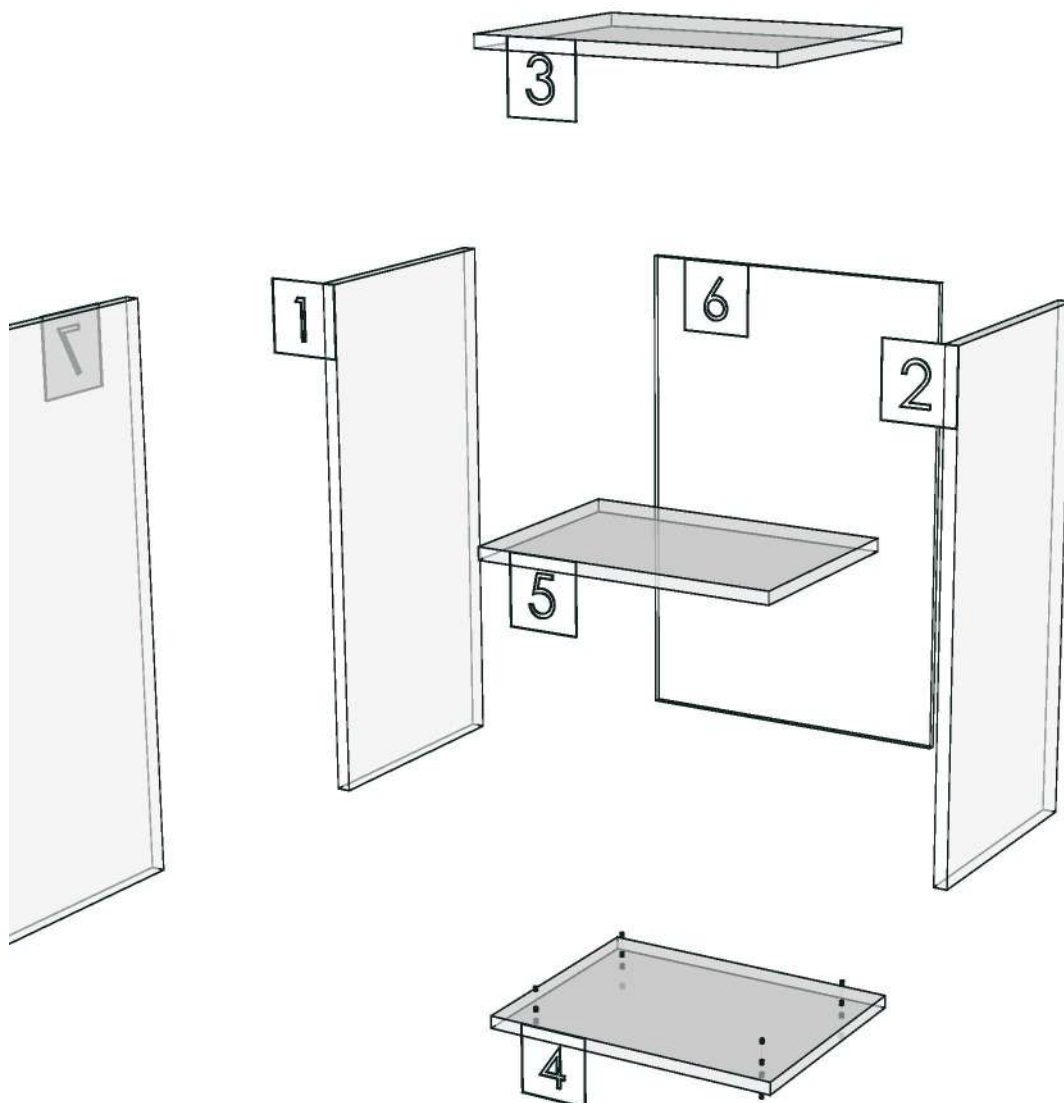
01.405=1 DWK3125AT
01.47=1 WHITE

K19L 160161410



R&D REVIEW	
<input checked="" type="checkbox"/>	DWG.Customer
<input type="checkbox"/>	Work Report
<input type="checkbox"/>	Function
<input type="checkbox"/>	สินค้าตรงตัวอย่าง
ผู้ทบทวน <u>P.SAWA</u>	
<u>9</u> / <u>9</u> / <u>68</u>	

Model	-ROMM_CONVECT_DL47LL_1		
Creator	SUTTHI.P	.BCP Name	INDEX_C3D_KITCHENPAE
Reviewer		Order	O002703
Approves	<i>P. SAWA</i>	Date	08/08/2025



Model	ROMM_CONVECT_DL605R_1		
Creator	SUTTHI.P	.BCP Name	INDEX_C3D_KITCHENPAE
Reviewer		Order	O002517
Approves	<i>P.SAWA</i>	Date	09/06/2025

ROMM_CONVECT_DL605R_1-605X330X680

Colour

04.69=PB-E1 4'X8'T LAMINATE WILMIKA TEXT NO. W3125-16
 04.691=ALVIC LUMAX-SPP/4'X10'X18MM.-BLANCO SUPPERMATT(LX8)
 04.692=PB-E1 4'X9'T. LAMINA WILMIKA TEXT NO. W3125-16
 04.693=HPL WILMIKA NO. W3125-16/HPL.TD#9201 PL

Edge

01.405=1 DWK3125AT
 01.4051=1 WHITE 01016

K1R 160160423

K11L 160152691

K2R 160160436

K18R 160161391

K3R 160161323

K19L 160161410

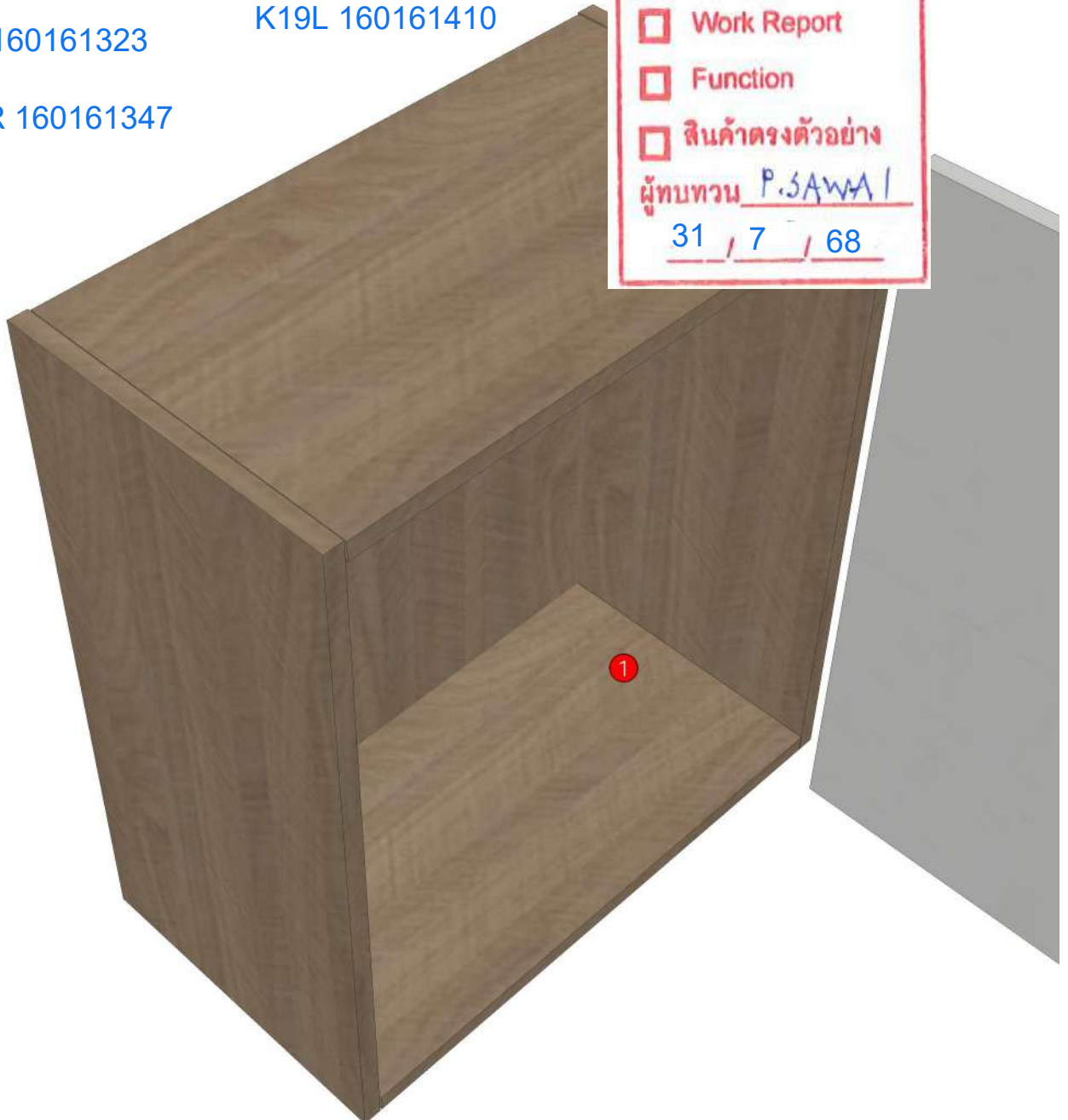
K10R 160161347

R&D REVIEW

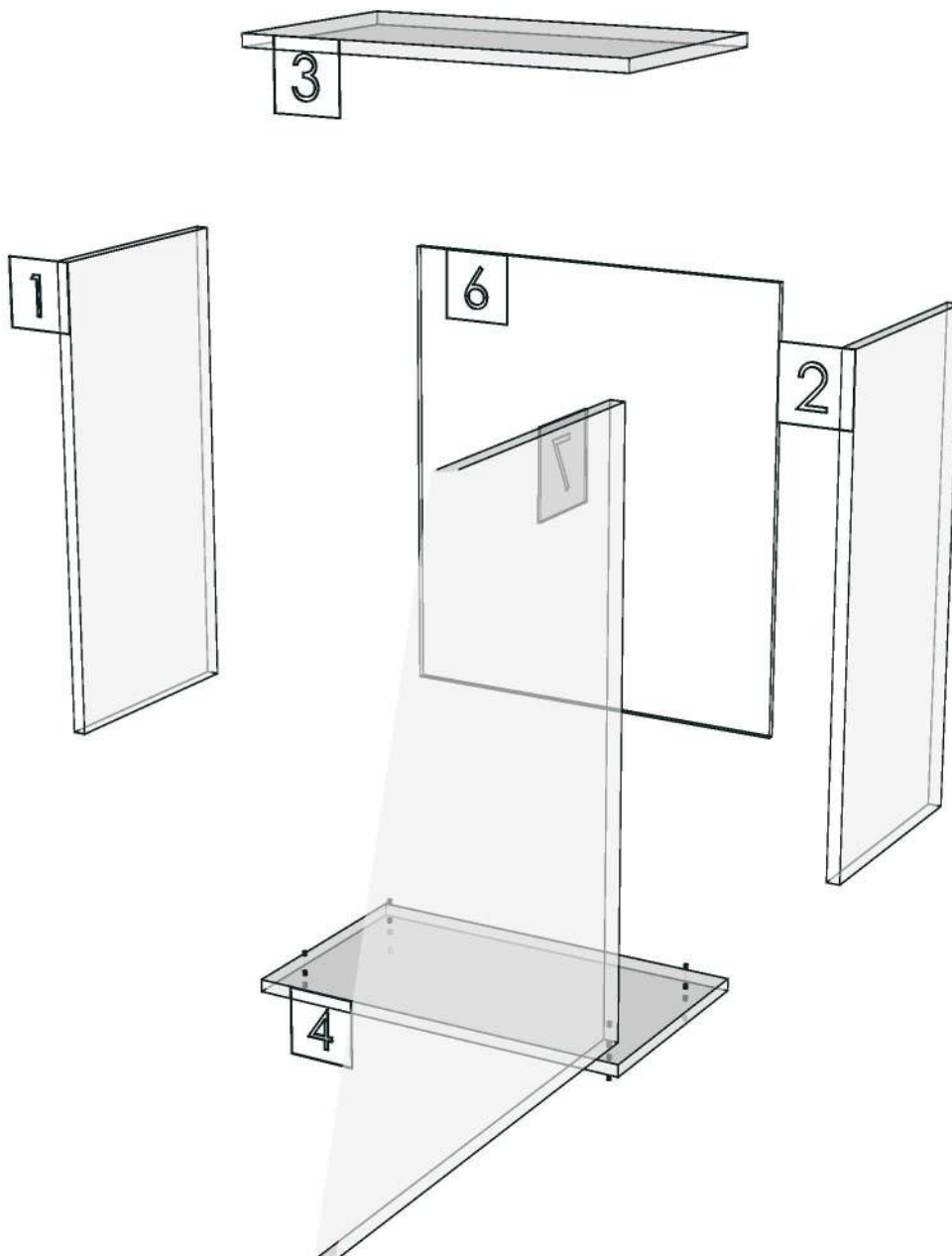
- DWG.Customer
- Work Report
- Function
- สินค้าตรงตัวอย่าง

ผู้ทบทวน P.SAWA

31 / 7 / 68



Model	-ROMM_CONVECT_DL605R_1		
Creator	SUTTHI.P	.BCP Name	INDEX_C3D_KITCHENPAE
Reviewer		Order	0002517
Approves	<i>P. SAWA</i>	Date	09/06/2025



Model	ROMM_CONVECT_DL60HL_SR_1	.BCP Name	INDEX_C3D_KITCHENPAE
Creator	SUTTHI.P	Order	O002511
Reviewer		Date	09/06/2025
Approves	<i>P.SAWA</i>		

ROMM_CONVECT_DL60HL_SR_1-600X330X1025

Colour

04.69=PB-E1 4'X8'T LAMINATE WILMIKA TEXT NO. W3125-16
04.691=ALVIC LUMAX-SPP/4'X10'X18MM.-BLANCO SUPPERMATT(LX8
04.692=PB-E1 4'X9'T. LAMINA WILMIKA TEXT NO. W3125-16
04.693=HPL WILMIKA NO. W3125-16/HPL.TD#9201 PL

Edge

01.405=1 DWK3125AT
01.4051=1 WHITE 01016

K2R 160160436

K3R 160161323

K13L 160161368

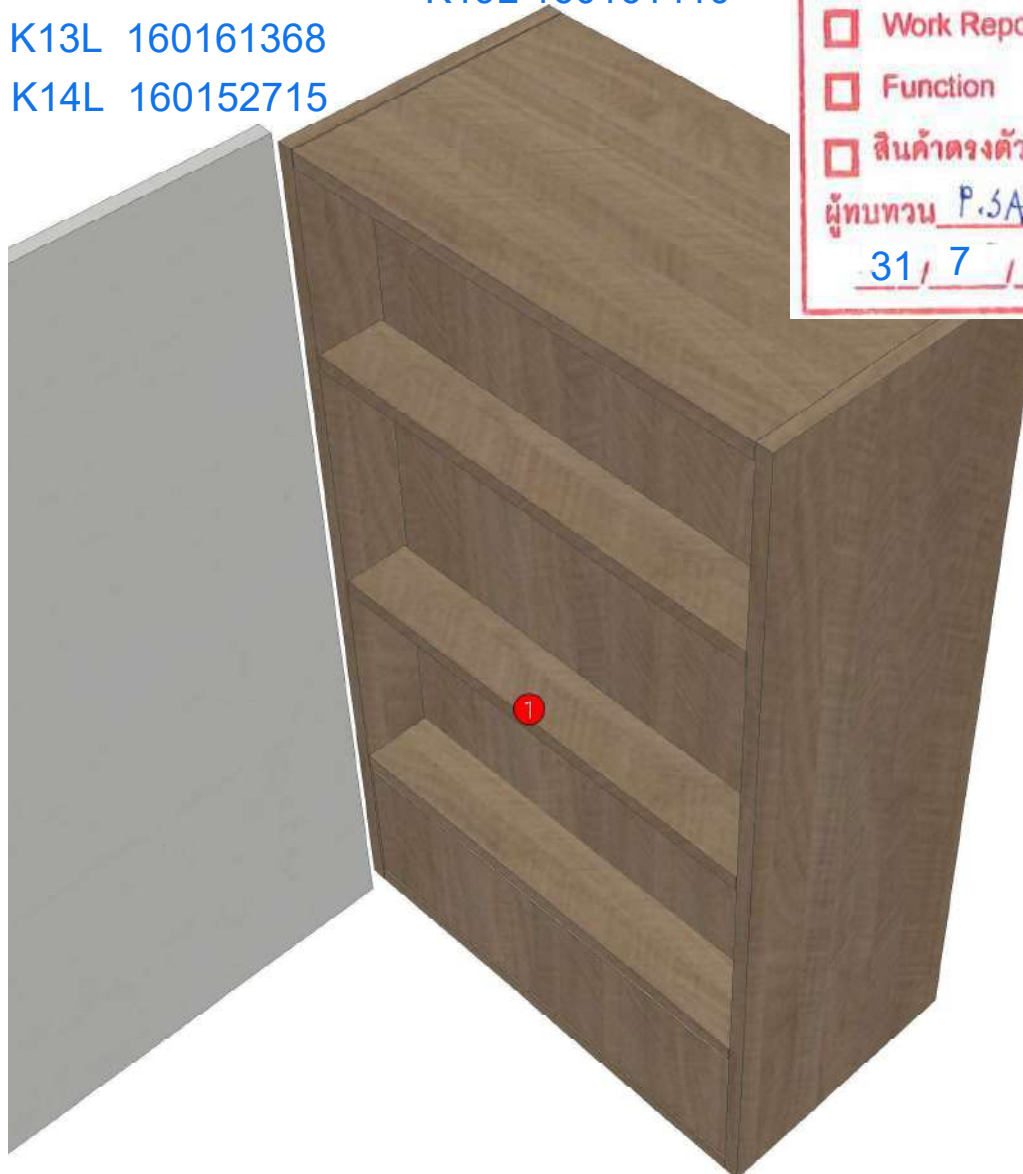
K14L 160152715

K15R 160152736

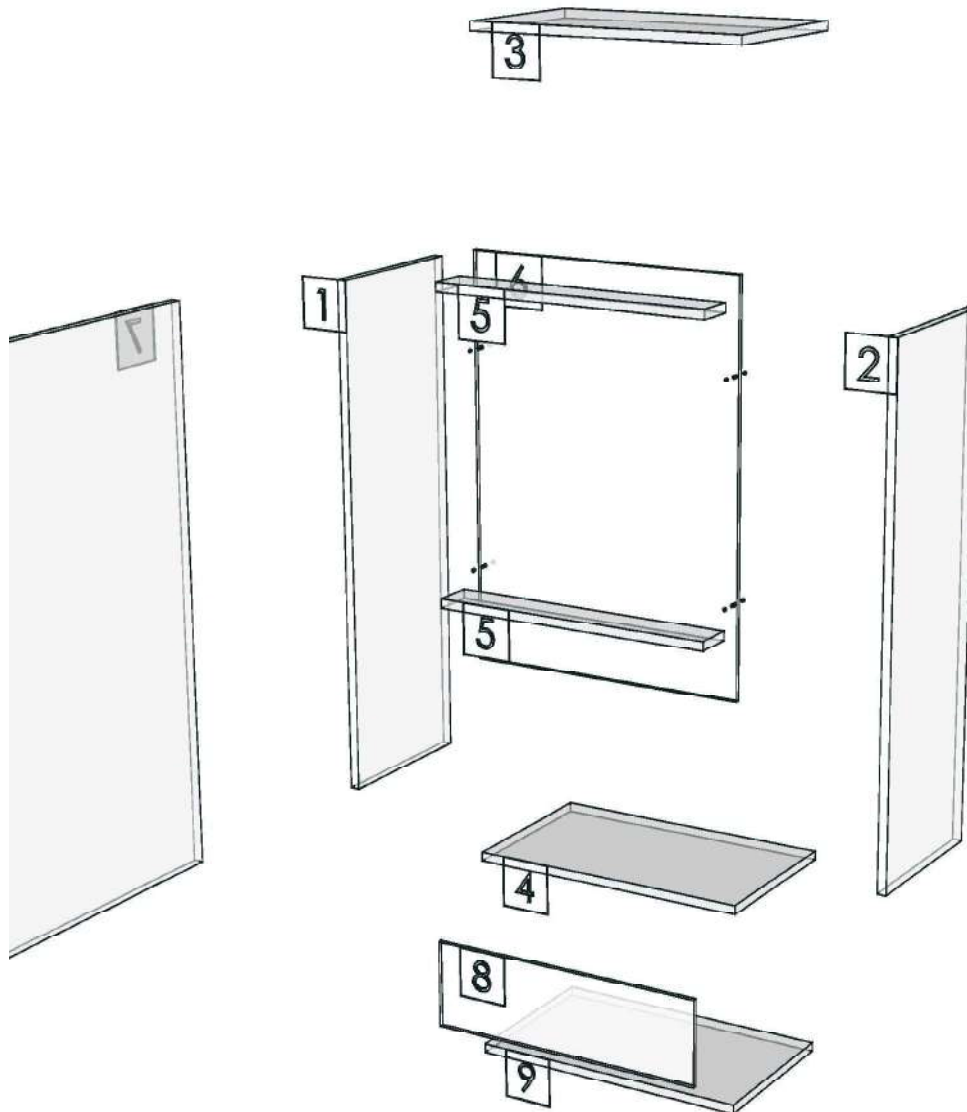
K18R 160161391

K19L 160161410

R&D REVIEW	
<input checked="" type="checkbox"/>	DWG.Customer
<input type="checkbox"/>	Work Report
<input type="checkbox"/>	Function
<input type="checkbox"/>	สินค้าตรงตัวอย่าง
ผู้ทบทวน <u>P.SAWA</u>	
<u>31 / 7 / 68</u>	



Model	-ROMM_CONVECT_DL60HL_SR_1		
Creator	SUTTHI.P	.BCP Name	INDEX_C3D_KITCHENPAE
Reviewer		Order	O002511
Approves	<i>P. SAWA</i>	Date	09/06/2025



Model	ROMM_CONVECT_DL95R_1		
Creator	SUTTHI.P	.BCP Name	INDEX_C3D_KITCHENPAE
Reviewer		Order	O002709
Approves	<i>P.SAWA</i>	Date	08/08/2025

ROMM_CONVECT_DL95R_1-950X330X700

Colour

04.69=PB-E1 4'X8'T LAMINATE WILMIKA TEXT NO. W3125-16
 04.691=ALVIC LUMAX-SPP/4'X10'X18MM.-BLANCO SUPPERMATT(LX8
 04.692=PB-E1 4'X9'T. LAMINA WILMIKA TEXT NO. W3125-16
 04.693=HPL WILMIKA NO. W3125-16/HPL.TD#9201 PL
 05.01=ML WHITE VM1012 18/18

Edge

01.405=1 DWK3125AT
 01.47=1 WHITE

K19L 160161410

R&D REVIEW

DWG.Customer

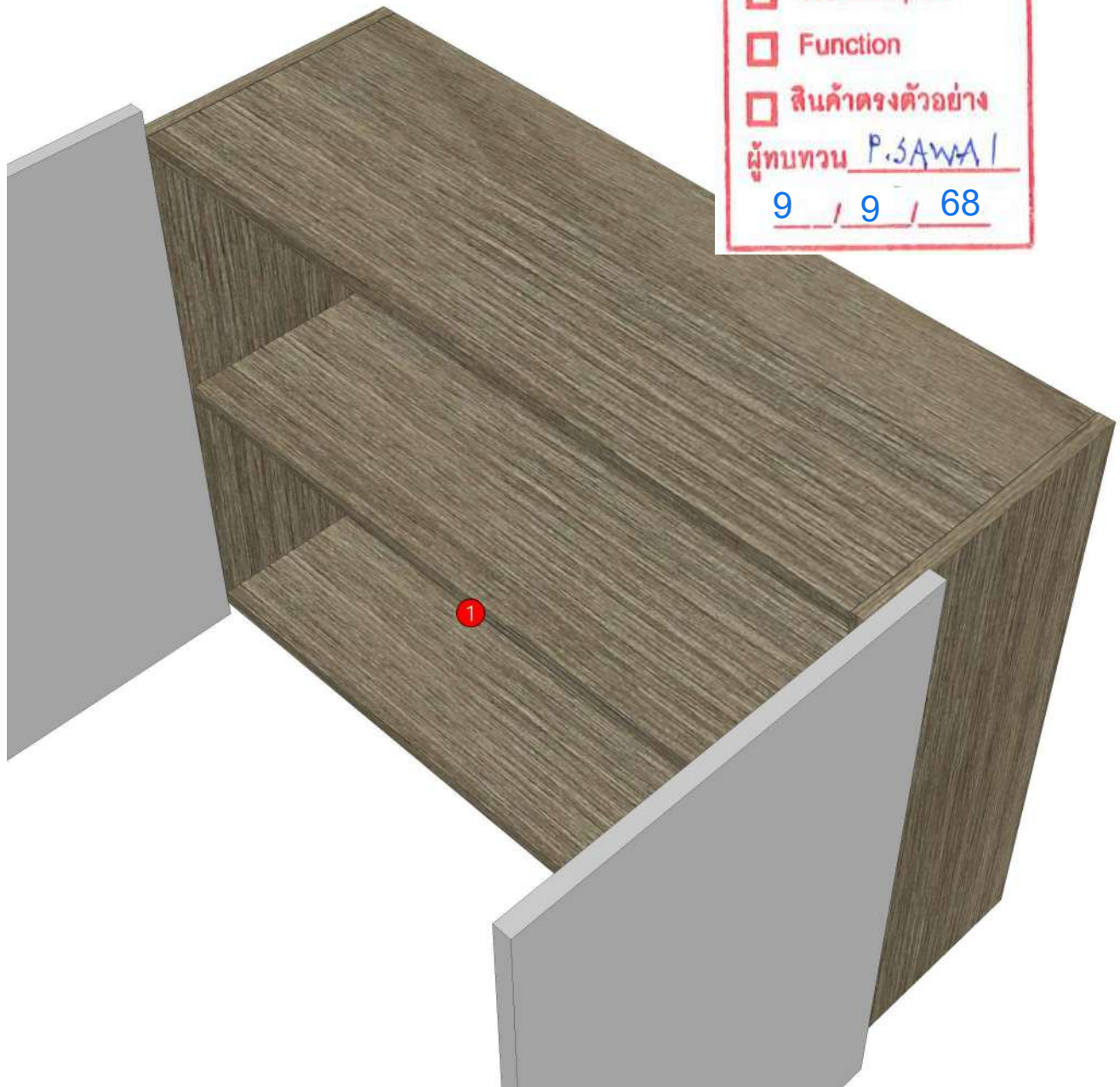
Work Report

Function

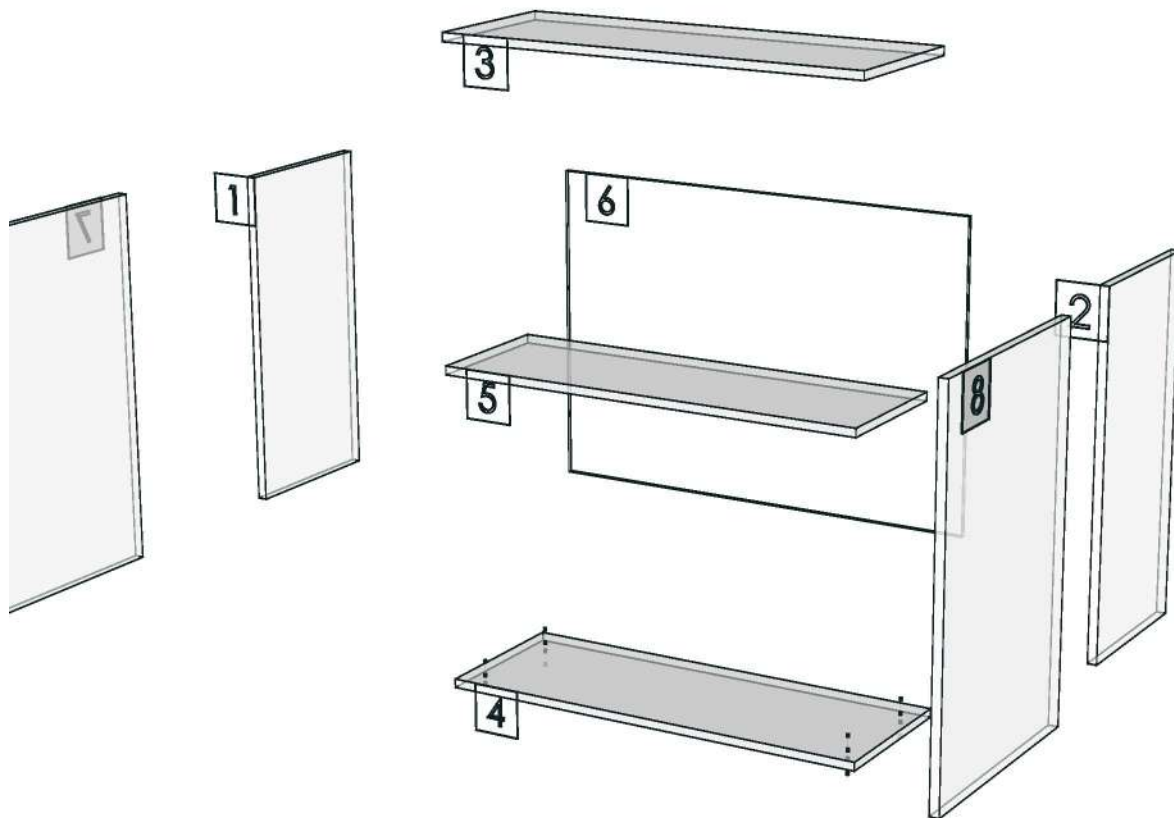
สินค้าตรงตัวอย่าง

ผู้ทบทวน P.SAWA

9 / 9 / 68



Model	-ROMM_CONVECT_DL95R_1		
Creator	SUTTHI.P	.BCP Name	INDEX_C3D_KITCHENPAE
Reviewer		Order	O002709
Approves	<i>P. SAWA</i>	Date	08/08/2025



Model	ROMM_CONVECT_DPLT_1200_1		
Creator	SUTTHI.P	.BCP Name	INDEX_C3D_KITCHENPAE
Reviewer		Order	O002633
Approves	P. SAWA	Date	10/07/2025

ROMM_CONVECT_DPLT_1200_1-1200X9X100

Colour

04.69=PB-E1 4'X8'T LAMINATE WILMIKA TEXT NO. W3125-16
04.691=ALVIC LUMAX-SPP/4'X10'X18MM.-BLANCO SUPPERMATT(LX8)

Edge


01.405=1 DWK3125AT
01.4051=1 WHITE 01016

K14L 160152715

K18R 160161391

K19L 160161410

R&D REVIEW	
<input checked="" type="checkbox"/>	DWG.Customer
<input type="checkbox"/>	Work Report
<input type="checkbox"/>	Function
<input type="checkbox"/>	สินค้าตรงตัวอย่าง
ผู้ทบทวน <u>P.SAWA</u>	
<u>31</u> / <u>7</u> / <u>68</u>	



Model	-ROMM_CONVECT_DPLT_1200_1		
Creator	SUTTHI.P	.BCP Name	INDEX_C3D_KITCHENPAE
Reviewer		Order	0002633
Approves	P. SAWA	Date	10/07/2025



Model	ROMM_CONVECT_DPLT_1700_1		
Creator	SUTTHI.P	.BCP Name	INDEX_C3D_KITCHENPAE
Reviewer		Order	O002770
Approves	P. SAWA	Date	13/08/2025

ROMM_CONVECT_DPLT_1700_1-1700X9X100

Colour


04.69=PB-E1 4'X8'T LAMINATE WILMIKA TEXT NO. W3125-16
04.691=ALVIC LUMAX-SPP/4'X10'X18MM.-BLANCO SUPPERMATT(LX8)

Edge

01.405=1 DWK3125AT
01.47=1 WHITE

K19L 160161410

R&D REVIEW	
<input checked="" type="checkbox"/>	DWG.Customer
<input type="checkbox"/>	Work Report
<input type="checkbox"/>	Function
<input type="checkbox"/>	สินค้าตรงตัวอย่าง
ผู้ทบทวน <u>P.SAWA</u>	
<u>3</u> / <u>9</u> / <u>68</u>	



Model	-ROMM_CONVECT_DPLT_1700_1		
Creator	SUTTHI.P	.BCP Name	INDEX_C3D_KITCHENPAE
Reviewer		Order	0002770
Approves	P. SAWA	Date	13/08/2025



Model	ROMM_CONVECT_DPLT_660_1		
Creator	SUTTHI.P	.BCP Name	INDEX_C3D_KITCHENPAE
Reviewer		Order	O002777
Approves	P.SAWA	Date	13/08/2025

ROMM_CONVECT_DPLT_660_1-660X9X100

Colour


04.69=PB-E1 4'X8'T LAMINATE WILMIKA TEXT NO. W3125-16
04.691=ALVIC LUMAX-SPP/4'X10'X18MM.-BLANCO SUPPERMATT(LX8)

Edge

01.405=1 DWK3125AT
01.47=1 WHITE

K19L 160161410

R&D REVIEW	
<input checked="" type="checkbox"/>	DWG.Customer
<input type="checkbox"/>	Work Report
<input type="checkbox"/>	Function
<input type="checkbox"/>	สินค้าตรงตัวอย่าง
ผู้ทบทวน <u>P.SAWA</u>	
<u>3</u> / <u>9</u> / <u>68</u>	



Model	-ROMM_CONVECT_DPLT_660_1		
Creator	SUTTHI.P	.BCP Name	INDEX_C3D_KITCHENPAE
Reviewer		Order	0002777
Approves	P. SAWA	Date	13/08/2025



Model	ROMM_CONVECT_DSH_1915_1		
Creator	SUTTHI.P	.BCP Name	INDEX_C3D_KITCHENPAE
Reviewer		Order	O002731
Approves	P.SAWA	Date	09/08/2025

ROMM_CONVECT_DSH_1915_1-1915X350X25

Colour

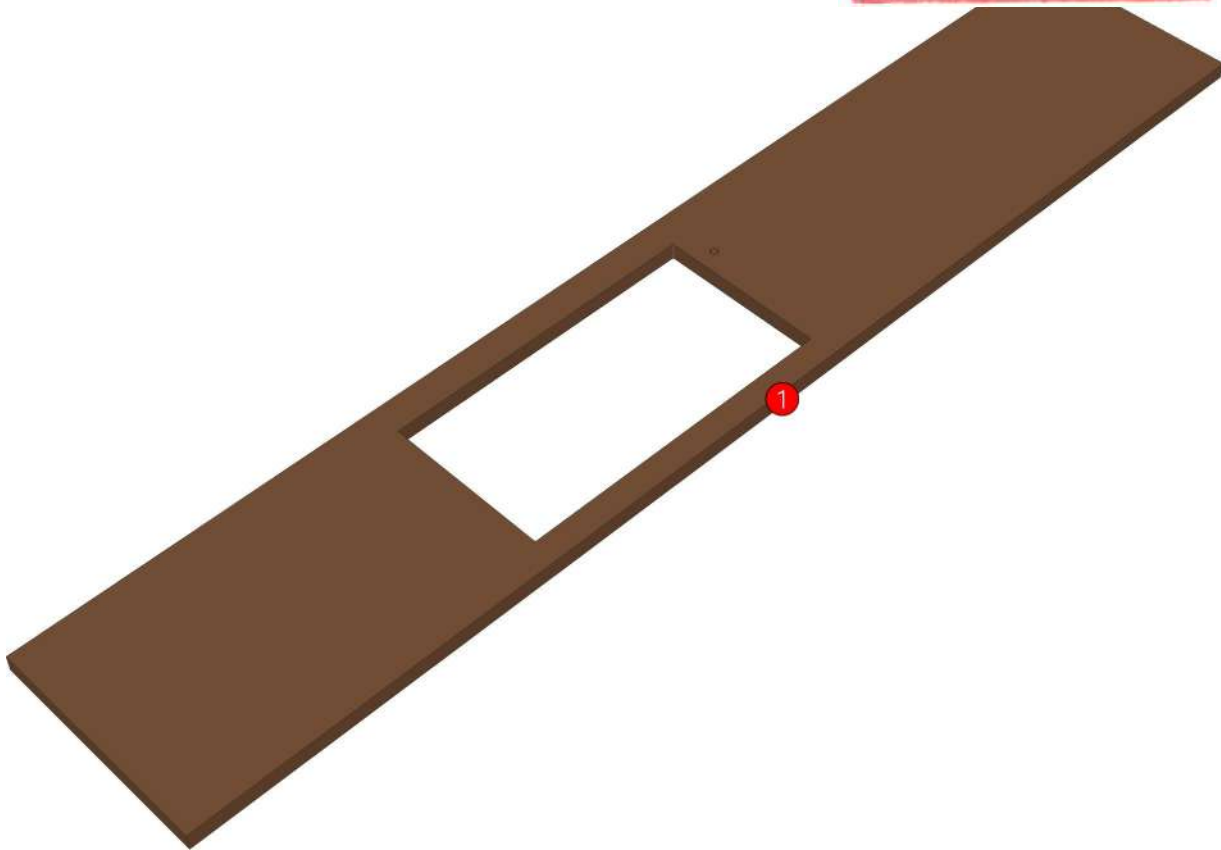
04.69=PB-E1 4'X8'T LAMINATE WILMIKA TEXT NO. W3125-16
04.691=ALVIC LUMAX-SPP/4'X10'X18MM.-BLANCO SUPPERMATT(LX8)

Edge

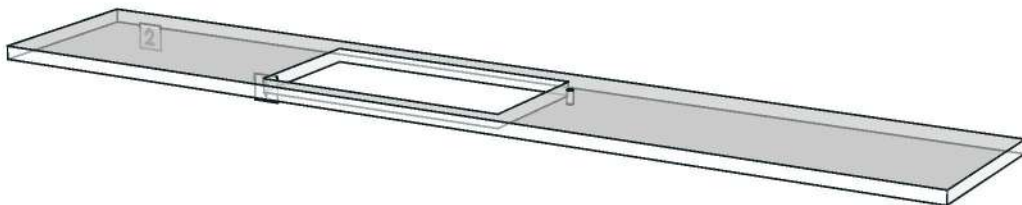
01.405=1 DWK3125AT
01.47=1 WHITE

K19L 160161410

R&D REVIEW	
<input checked="" type="checkbox"/>	DWG.Customer
<input type="checkbox"/>	Work Report
<input type="checkbox"/>	Function
<input type="checkbox"/>	สินค้าตรงตัวอย่าง
ผู้ทบทวน <u>P.SAWA</u>	
3 / 9 / 68	



Model	-ROMM_CONVECT_DSH_1915_1		
Creator	SUTTHI.P	.BCP Name	INDEX_C3D_KITCHENPAE
Reviewer		Order	0002731
Approves	<i>P. SAWA</i>	Date	09/08/2025



Model	ROMM_CONVECT_DT70K19_1		
Creator	SUTTHI.P	.BCP Name	INDEX_C3D_KITCHENPAE
Reviewer		Order	O002787
Approves	<i>P.SAWA</i>	Date	15/08/2025

ROMM_CONVECT_DT70K19_1-700X254X2550

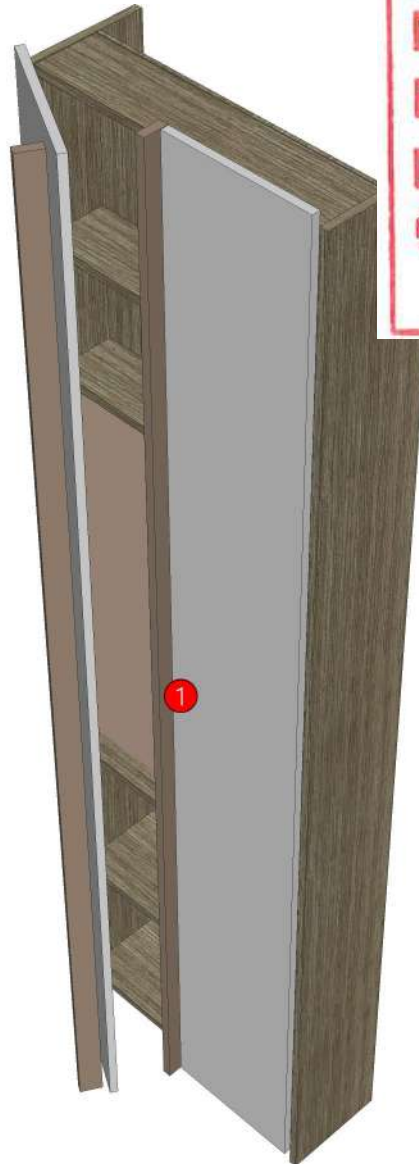
Colour

04.69=PB-E1 4'X8'T LAMINATE WILMIKA TEXT NO. W3125-16
04.691=ALVIC LUMAX-SPP/4'X10'X18MM.-BLANCO SUPPERMATT(LX8
04.692=PB-E1 4'X9'T. LAMINA WILMIKA TEXT NO. W3125-16
04.693=HPL WILMIKA NO. W3125-16/HPL.TD#9201 PL

Edge

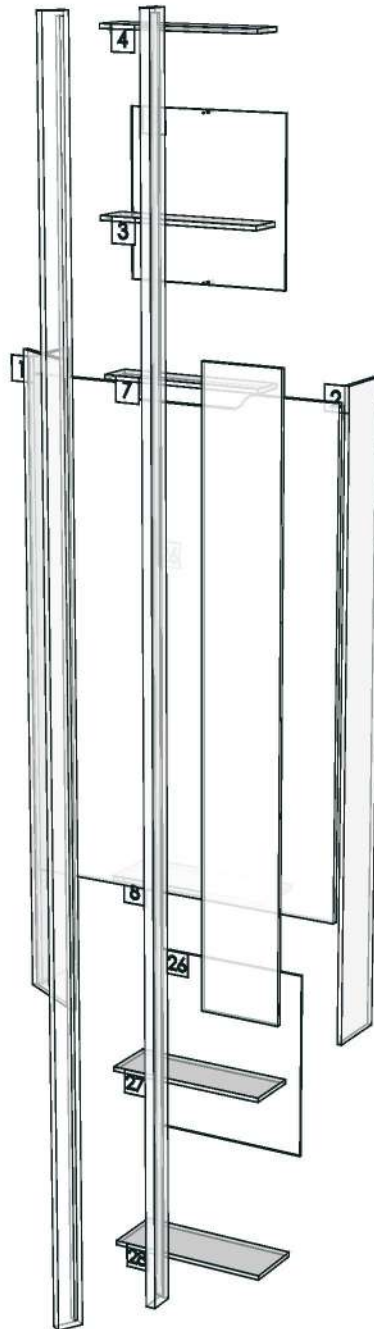
01.405=1 DWK3125AT
01.47=1 WHITE

K19L 160161410



R&D REVIEW	
<input checked="" type="checkbox"/>	DWG.Customer
<input type="checkbox"/>	Work Report
<input type="checkbox"/>	Function
<input type="checkbox"/>	สินค้าตรงตัวอย่าง
ผู้ทบทวน <u>P.SAWA</u>	
<u>3</u> / <u>9</u> / <u>68</u>	

Model	-ROMM_CONVECT_DT70K19_1		
Creator	SUTTHI.P	.BCP Name	INDEX_C3D_KITCHENPAE
Reviewer		Order	0002787
Approves	<i>P. SAWA</i>	Date	15/08/2025



Model	ROMM_CONVECT_DUT_1200_1		
Creator	SUTTHI.P	.BCP Name	INDEX_C3D_KITCHENPAE
Reviewer		Order	0002779
Approves	<i>P.SAWA</i>	Date	13/08/2025

ROMM_CONVECT_DUT_1200_1-1200X50X16

Colour

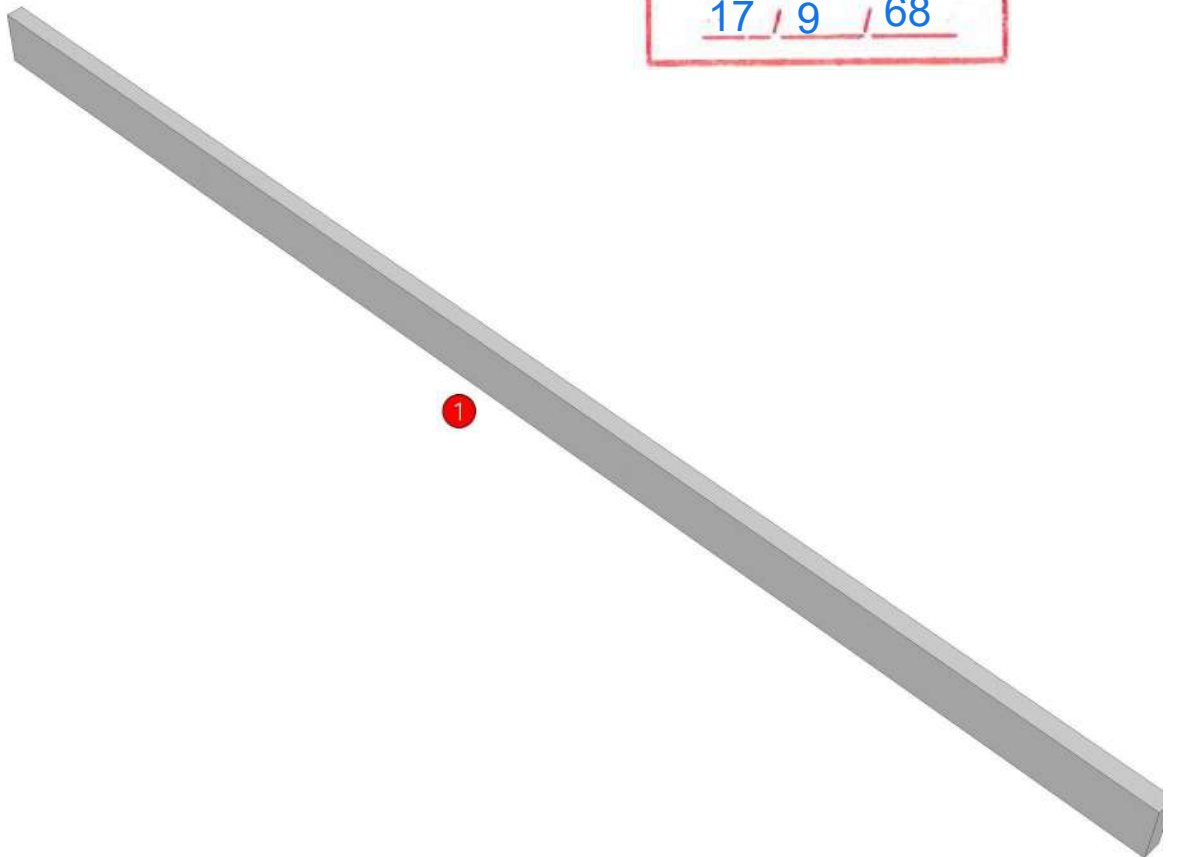
04.69=PB-E1 4'X8'T LAMINATE WILMIKA TEXT NO. W3125-16
04.691=ALVIC LUMAX-SPP/4'X10'X18MM.-BLANCO SUPPERMATT(LX8
05.01=ML WHITE VM1012 18/18

Edge

01.405=1 DWK3125AT
01.47=1 WHITE

K19L 160161410

R&D REVIEW	
<input checked="" type="checkbox"/>	DWG.Customer
<input type="checkbox"/>	Work Report
<input type="checkbox"/>	Function
<input type="checkbox"/>	สินค้าตรงตัวอย่าง
ผู้ทบทวน <i>P.SAWA</i>	
<i>17 / 9 / 68</i>	



Model	-ROMM_CONVECT_DUT_1200_1		
Creator	SUTTHI.P	.BCP Name	INDEX_C3D_KITCHENPAE
Reviewer		Order	0002779
Approves	P. SAWA	Date	13/08/2025



Model	ROMM_CONVECT_DUT_1665I_1		
Creator	SUTTHI.P	.BCP Name	INDEX_C3D_KITCHENPAE
Reviewer		Order	O002781
Approves	<i>P.SAWA</i>	Date	13/08/2025

ROMM_CONVECT_DUT_1665I_1-1665X600X18

Colour


04.69=PB-E1 4'X8'T LAMINATE WILMIKA TEXT NO. W3125-16
04.691=ALVIC LUMAX-SPP/4'X10'X18MM.-BLANCO SUPPERMATT(LX8
05.01=ML WHITE VM1012 18/18

Edge

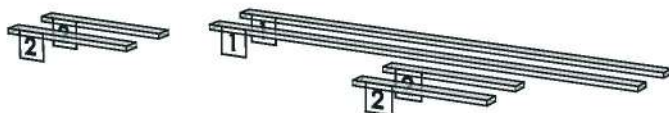
01.405=1 DWK3125AT
01.47=1 WHITE

K19L 160161410

R&D REVIEW	
<input checked="" type="checkbox"/>	DWG.Customer
<input type="checkbox"/>	Work Report
<input type="checkbox"/>	Function
<input type="checkbox"/>	สินค้าตรงตัวอย่าง
ผู้ทบทวน <u>P.SAWA</u>	
<u>17 / 9 / 68</u>	



Model	-ROMM_CONVECT_DUT_1665I_1		
Creator	SUTTHI.P	.BCP Name	INDEX_C3D_KITCHENPAE
Reviewer		Order	0002781
Approves	<i>P. SAWA</i>	Date	13/08/2025



Model	ROMM_CONVECT_LED_1535_1		
Creator	SUTTHI.P	.BCP Name	INDEX_C3D_KITCHENPAE
Reviewer		Order	O002716
Approves	P.SAWA	Date	08/08/2025

ROMM_CONVECT_LED_1535_1-1535X310X18

Colour

04.69=PB-E1 4'X8'T LAMINATE WILMIKA TEXT NO. W3125-16
04.691=ALVIC LUMAX-SPP/4'X10'X18MM.-BLANCO SUPPERMATT(LX8)

Edge

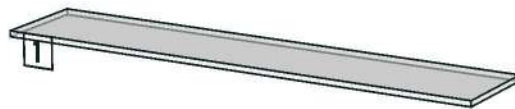
01.405=1 DWK3125AT
01.47=1 WHITE

K19L 160161410

R&D REVIEW	
<input checked="" type="checkbox"/>	DWG.Customer
<input type="checkbox"/>	Work Report
<input type="checkbox"/>	Function
<input type="checkbox"/>	สินค้าตรงตัวอย่าง
ผู้ทบทวน <u>P.SAWA</u>	
<u>3 / 9 / 68</u>	



Model	-ROMM_CONVECT_LED_1535_1		
Creator	SUTTHI.P	.BCP Name	INDEX_C3D_KITCHENPAE
Reviewer		Order	0002716
Approves	<i>P. SAWA</i>	Date	08/08/2025



Model	ROMM_CONVECT_LED_450_1		
Creator	SUTTHI.P	.BCP Name	INDEX_C3D_KITCHENPAE
Reviewer		Order	O002717
Approves	P.SAWA	Date	08/08/2025

ROMM_CONVECT_LED_450_1-450X310X18

Colour

04.69=PB-E1 4'X8'T LAMINATE WILMIKA TEXT NO. W3125-16
04.691=ALVIC LUMAX-SPP/4'X10'X18MM.-BLANCO SUPPERMATT(LX8)

Edge

01.405=1 DWK3125AT
01.47=1 WHITE

K19L 160161410

R&D REVIEW	
<input checked="" type="checkbox"/>	DWG.Customer
<input type="checkbox"/>	Work Report
<input type="checkbox"/>	Function
<input type="checkbox"/>	สินค้าตรงตัวอย่าง
ผู้ทบทวน <u>P.SAWA</u>	
<u>3 / 9 / 68</u>	



Model	-ROMM_CONVECT_LED_450_1		
Creator	SUTTHI.P	.BCP Name	INDEX_C3D_KITCHENPAE
Reviewer		Order	0002717
Approves	<i>P. SAWA</i>	Date	08/08/2025

