

| | | | |
|-----------------|---------------|------------------|--------------------|
| Model | CO_RM9_DBH602 | | |
| Creator | CHALEAMPHON | .BCP Name | INDEX_C3D_KITCHEN2 |
| Reviewer | | Order | H001647 |
| Approves | | Date | 21/04/2025 |

CO_RM9_DBH602-600X570X808

Colour

20.39=ML WARM ROVERE AJ1 (WOODRIFT)
20.44=ML WHITE VM1012/2610/2610 (PEAEL)
03.11=PVC 0.15 WHITE SAND #DFS7T06 (MALT)
06.01=TEXTURE DEAD STOCK

Edge

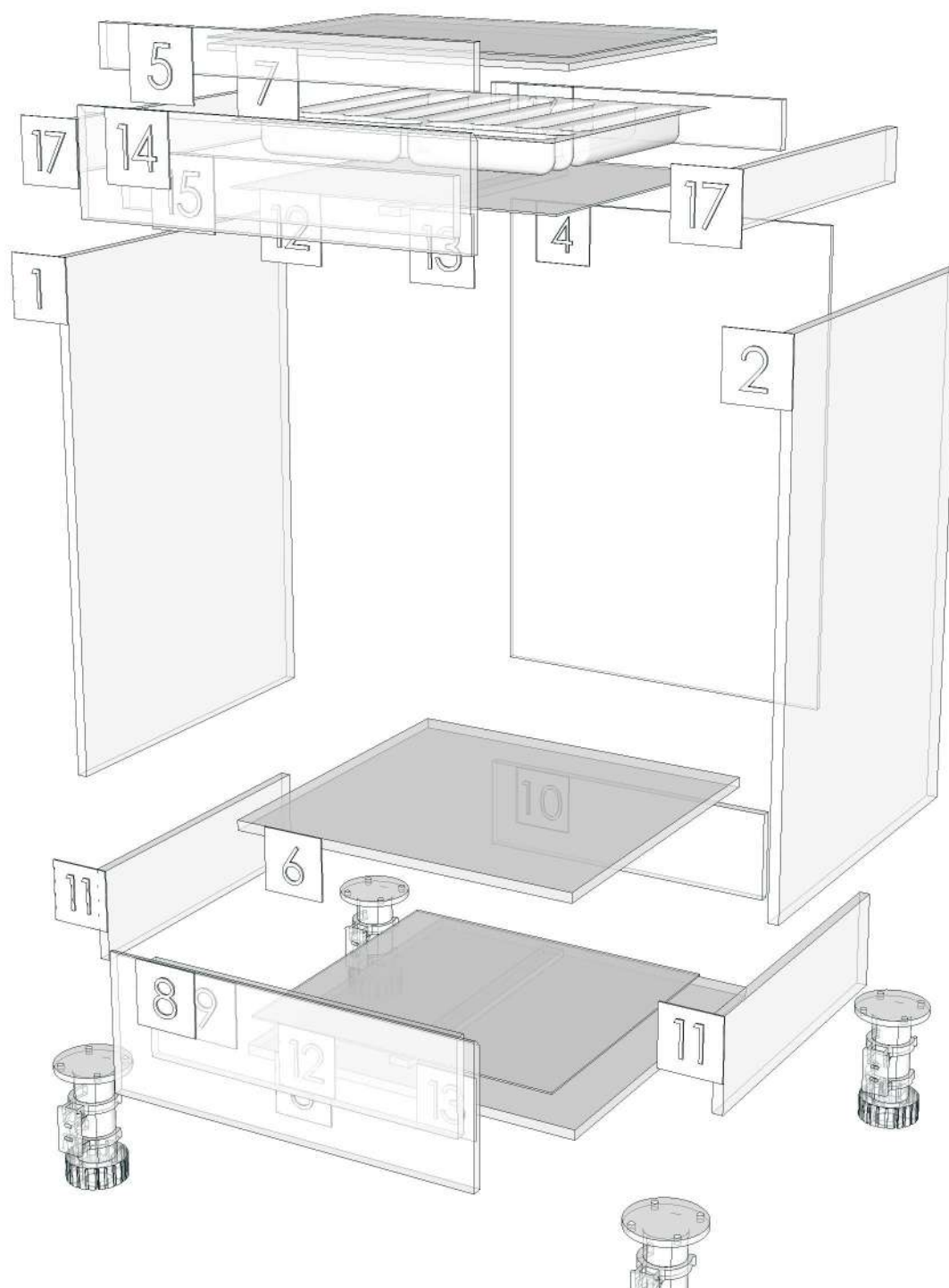
01.257=1 AJ1
01.47=1 WHITE



- K1L-160159960
- K1R-160159968
- K7R-160159986
- K9L-160159996
- K10L-160160007
- K11R-160160021
- K12R-160160034
- K13L-160160046
- K14L-160160062
- K18L-160160095
- K41L-160160107
- K43R-160160120
- K45L-160160128
- K45R-160160136
- K46L-160160144
- K47L-160160154
- K47R-160160164



| | | | |
|-----------------|-------------|------------------|--------------------|
| Model | -CO_RM9 | | |
| Creator | CHALEAMPHON | .BCP Name | INDEX_C3D_KITCHEN2 |
| Reviewer | | Order | H001647 |
| Approves | | Date | 21/04/2025 |



| | | | |
|-----------------|----------------|------------------|--------------------|
| Model | CO_RM9_DBS74.5 | | |
| Creator | CHALEAMPHON | .BCP Name | INDEX_C3D_KITCHEN2 |
| Reviewer | | Order | H001737 |
| Approves | | Date | 26/05/2025 |

CO_RM9_DBS74.5-745X570X808

Colour

20.39=ML WARM ROVERE AJ1 (WOODRIFT)
20.44=ML WHITE VM1012/2610/2610 (PEAEL)
03.11=PVC 0.15 WHITE SAND #DFS7T06 (MALT)

Edge

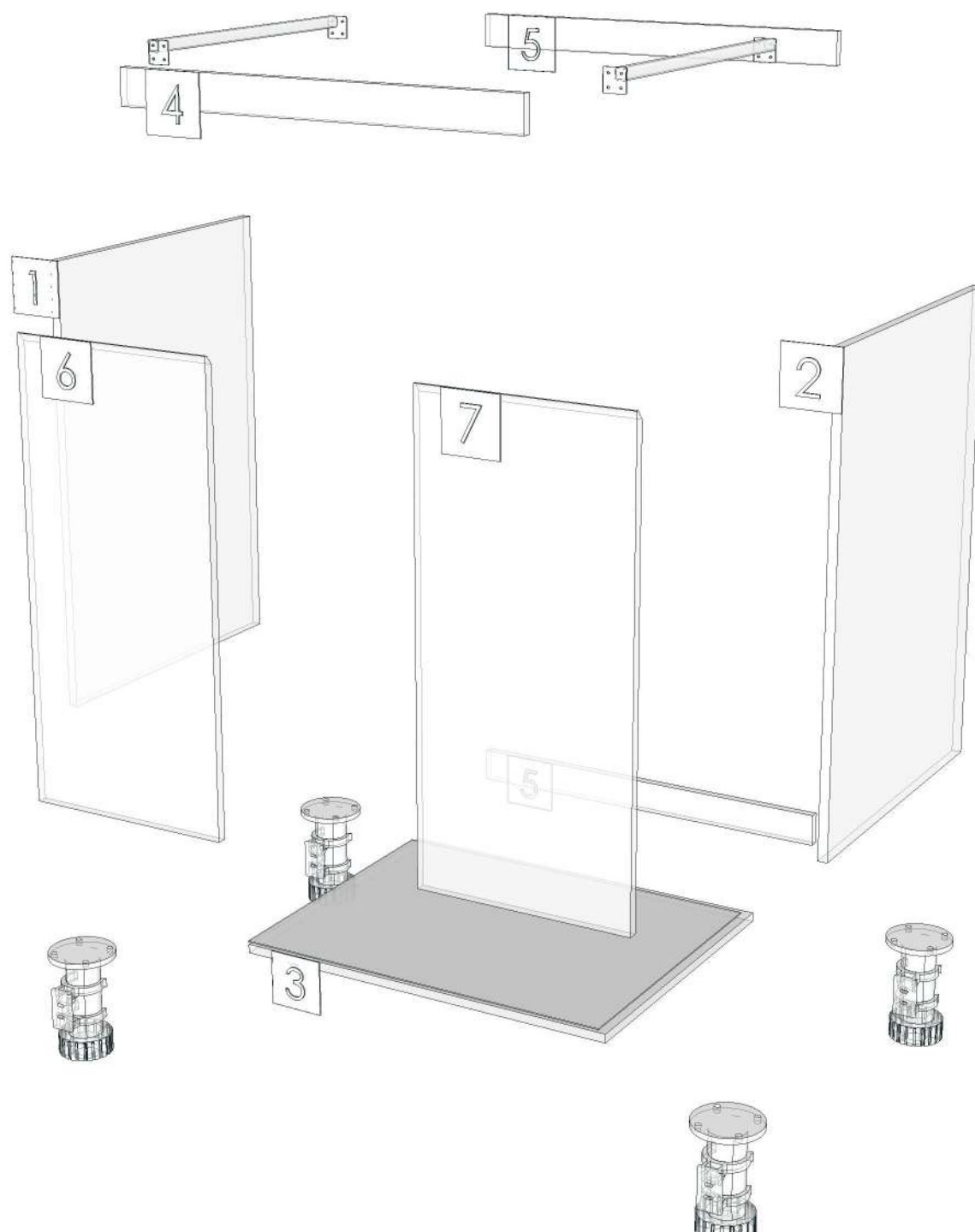
01.257=1 AJ1
01.47=1 WHITE



K47L-160160154
K47R-160160164



| | | | |
|-----------------|-------------|------------------|--------------------|
| Model | -CO RM9 | | |
| Creator | CHALEAMPHON | .BCP Name | INDEX_C3D_KITCHEN2 |
| Reviewer | | Order | H001737 |
| Approves | | Date | 26/05/2025 |



| | | | |
|-----------------|--------------------|------------------|--------------------|
| Model | CO_RM9_DFCL_1000AJ | | |
| Creator | CHALEAMPHON | .BCP Name | INDEX_C3D_KITCHEN2 |
| Reviewer | | Order | H001741 |
| Approves | | Date | 27/05/2025 |

CO_RM9_DFCL_1000AJ-1000X9X130

Colour


20.39=ML WARM ROVERE AJ1 (WOODRIFT)

Edge

01.257=1 AJ1



K14L-160160062
K46L-160160144
K47L-160160154
K47R-160160164



| | | | |
|-----------------|--------------------|------------------|--------------------|
| Model | CO_RM9_DFCL_1000AJ | | |
| Creator | CHALEAMPHON | .BCP Name | INDEX_C3D_KITCHEN2 |
| Reviewer | | Order | H001741 |
| Approves | | Date | 27/05/2025 |

| No. | Article No. | Description | Mat | Dimension | Cutting Size | Typepology | Skin |
|-----|-----------------------|-------------|-------|------------|-----------------|----------------------------|------|
| 0 | CO_RM9_DFCL_1000AJ | | | 1000x130x9 | | | |
| | CO_RM9_DFCL_1000AJ-01 | FILLER TOP | PB-SP | 9x130x1000 | 9X129X998;L1:W2 | 183000_STR=20.39_EDG=AJ1-1 | 2 |

| | | | |
|-----------------|--------------------|------------------|--------------------|
| Model | CO_RM9_DFCL_1350AJ | | |
| Creator | CHALEAMPON | .BCP Name | INDEX_C3D_KITCHEN2 |
| Reviewer | | Order | H001744 |
| Approves | | Date | 27/05/2025 |

CO_RM9_DFCL_1350AJ-1350X9X130

Colour

20.39=ML WARM ROVERE AJ1 (WOODRIFT)


Edge

01.257=1 AJ1



K47L-160160154

K47R-160160164



| | | | |
|-----------------|--------------------|------------------|--------------------|
| Model | CO_RM9_DFCL_1350AJ | | |
| Creator | CHALEAMPHON | .BCP Name | INDEX_C3D_KITCHEN2 |
| Reviewer | | Order | H001744 |
| Approves | | Date | 27/05/2025 |

| No. | Article No. | Description | Mat | Dimension | Cutting Size | Typepology | Skin |
|-----|-----------------------|-------------|-------|------------|------------------|----------------------------|------|
| 0 | CO_RM9_DFCL_1350AJ | | | 1350x130x9 | | | |
| | CO_RM9_DFCL_1350AJ-01 | FILLER TOP | PB-SP | 9x130x1350 | 9X129X1348;L1:W2 | 183000_STR=20.39_EDG=AJ1-1 | 2 |

| | | | |
|-----------------|-------------------|------------------|--------------------|
| Model | CO_RM9_DFCL_300AJ | | |
| Creator | CHALEAMPON | .BCP Name | INDEX_C3D_KITCHEN2 |
| Reviewer | | Order | H001751 |
| Approves | | Date | 27/05/2025 |

CO_RM9_DFCL_300AJ-300X9X130

Colour


20.39=ML WARM ROVERE AJ1 (WOODRIFT)

Edge

01.257=1 AJ1



- K7R-160159986
- K10L-160160007
- K12R-160160034
- K13L-160160046
- K14L-160160062
- K46L-160160144
- K47L-160160154
- K47R-160160164



| | | | |
|-----------------|-------------------|------------------|--------------------|
| Model | CO_RM9_DFCL_300AJ | | |
| Creator | CHALEAMPHON | .BCP Name | INDEX_C3D_KITCHEN2 |
| Reviewer | | Order | H001751 |
| Approves | | Date | 27/05/2025 |

| No. | Article No. | Description | Mat | Dimension | Cutting Size | Typepology | Skin |
|-----|----------------------|-------------|-------|-----------|-----------------|----------------------------|------|
| 0 | CO_RM9_DFCL_300AJ | | | 300x130x9 | | | |
| | CO_RM9_DFCL_300AJ-01 | FILLER TOP | PB-SP | 9x130x300 | 9X129X298;L1:W2 | 183000_STR=20.39_EDG=AJ1-1 | 2 |

| | | | |
|-----------------|-------------------|------------------|--------------------|
| Model | CO_RM9_DFCL_500AJ | | |
| Creator | CHALEAMPON | .BCP Name | INDEX_C3D_KITCHEN2 |
| Reviewer | | Order | H001753 |
| Approves | | Date | 27/05/2025 |

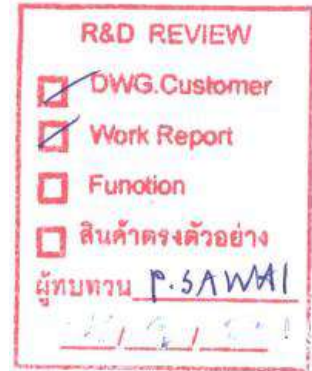
CO_RM9_DFCL_500AJ-500X9X130

Colour

20.39=ML WARM ROVERE AJ1 (WOODRIFT)


Edge

01.257=1 AJ1



K47L-160160154

K47R-160160164



| | | | |
|-----------------|-------------------|------------------|--------------------|
| Model | CO_RM9_DFCL_500AJ | | |
| Creator | CHALEAMPHON | .BCP Name | INDEX_C3D_KITCHEN2 |
| Reviewer | | Order | H001753 |
| Approves | | Date | 27/05/2025 |

| No. | Article No. | Description | Mat | Dimension | Cutting Size | Typepology | Skin |
|-----|----------------------|-------------|-------|-----------|-----------------|----------------------------|------|
| 0 | CO_RM9_DFCL_500AJ | | | 500x130x9 | | | |
| | CO_RM9_DFCL_500AJ-02 | FILLER TOP | PB-SP | 9x130x500 | 9X129X499;L1:W1 | 183000_STR=20.39_EDG=AJ1-1 | 2 |

| | | | |
|-----------------|-------------------|------------------|--------------------|
| Model | CO_RM9_DFCL_600AJ | | |
| Creator | CHALEAMPON | .BCP Name | INDEX_C3D_KITCHEN2 |
| Reviewer | | Order | H001754 |
| Approves | | Date | 27/05/2025 |

CO_RM9_DFCL_600AJ-600X9X130

Colour


20.39=ML WARM ROVERE AJ1 (WOODRIFT)

Edge

01.257=1 AJ1



- K7R-160159986
- K11R-160160021
- K18L-160160095
- K46L-160160144
- K47L-160160154
- K47R-160160164



| | | | |
|-----------------|-------------------|------------------|--------------------|
| Model | CO_RM9_DFCL_600AJ | | |
| Creator | CHALEAMPHON | .BCP Name | INDEX_C3D_KITCHEN2 |
| Reviewer | | Order | H001754 |
| Approves | | Date | 27/05/2025 |

| No. | Article No. | Description | Mat | Dimension | Cutting Size | Typepology | Skin |
|-----|----------------------|-------------|-------|-----------|-----------------|----------------------------|------|
| 0 | CO_RM9_DFCL_600AJ | | | 600x130x9 | | | |
| | CO_RM9_DFCL_600AJ-01 | FILLER TOP | PB-SP | 9x130x600 | 9X129X598;L1:W2 | 183000_STR=20.39_EDG=AJ1-1 | 2 |

| | | | |
|-----------------|---------------|------------------|--------------------|
| Model | CO_RM9_DL60HR | | |
| Creator | CHALEAMPHON | .BCP Name | INDEX_C3D_KITCHEN2 |
| Reviewer | | Order | H001588 |
| Approves | | Date | 05/03/2025 |

CO_RM9_DL60HR-600X300X660

Colour

05.96=ML.WHITE NORDIC ELM BS9 (MATT WOODGRAIN)
20.44=ML WHITE VM1012/2610/2610 (PEAEL)
03.11=PVC 0.15 WHITE SAND #DFS7T06 (MALT)

Edge

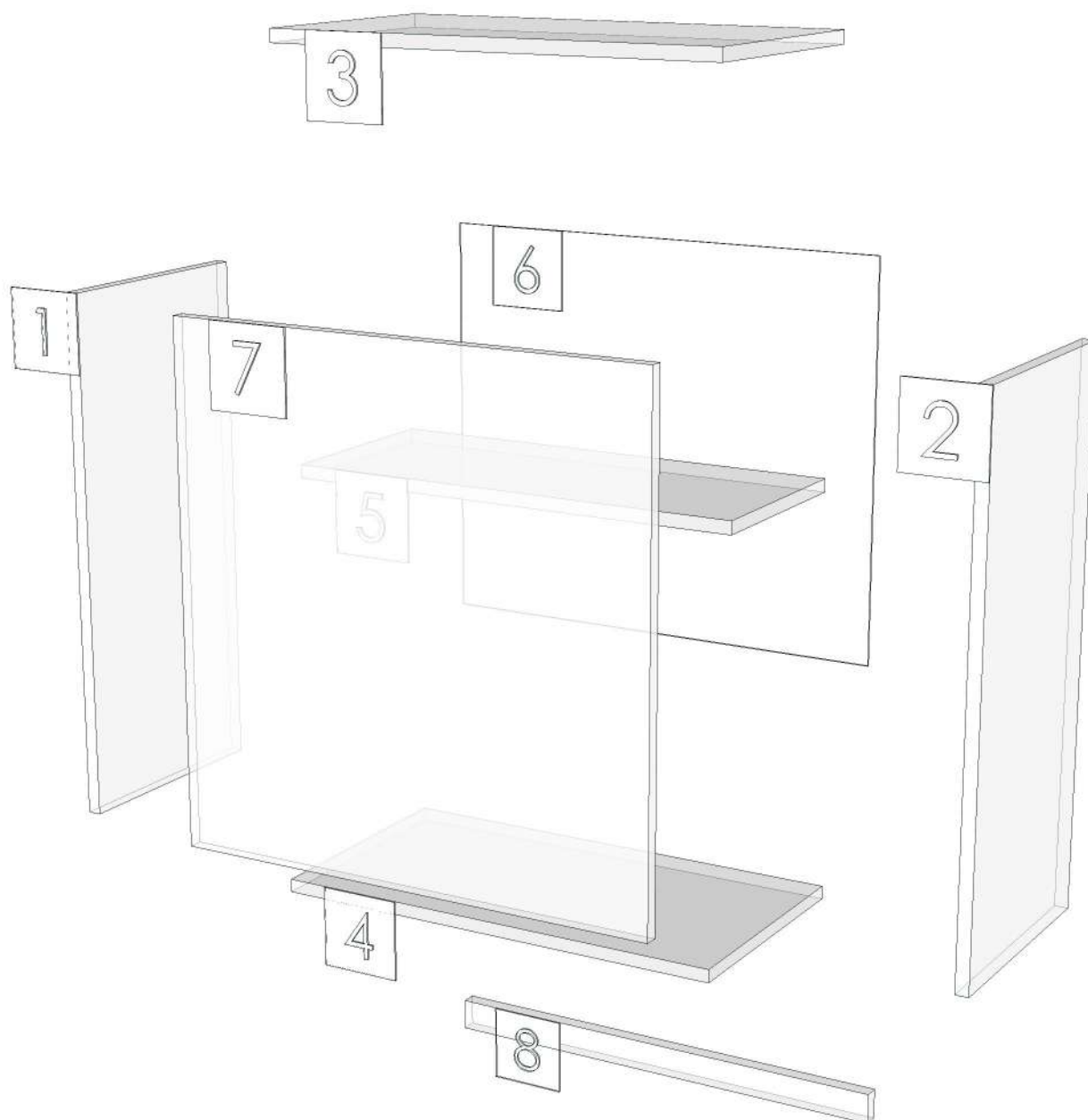
01.366=1 BS9
01.47=1 WHITE



- K1L-160159960
- K9L-160159996
- K10L-160160007
- K13L-160160046
- K14L-160160062
- K15L-160160073
- K45L-160160128
- K46L-160160144
- K47L-160160154
- K5L-1601
- K23L-1601
- K38L-1601
- K39L-1601
- K54L-1601



| | | | |
|-----------------|------------|------------------|--------------------|
| Model | -CO RM9 | | |
| Creator | CHALEAMPON | .BCP Name | INDEX_C3D_KITCHEN2 |
| Reviewer | | Order | H001588 |
| Approves | | Date | 05/03/2025 |



| | | | |
|-----------------|-------------|------------------|--------------------|
| Model | CO_RM9_DL75 | | |
| Creator | CHALEAMPHON | .BCP Name | INDEX_C3D_KITCHEN2 |
| Reviewer | | Order | H001689 |
| Approves | | Date | 07/05/2025 |

CO_RM9_DL75-750X300X700

Colour


05.96=ML.WHITE NORDIC ELM BS9 (MATT WOODGRAIN)
20.44=ML WHITE VM1012/2610/2610 (PEAEL)
03.11=PVC 0.15 WHITE SAND #DFS7T06 (MALT)

Edge

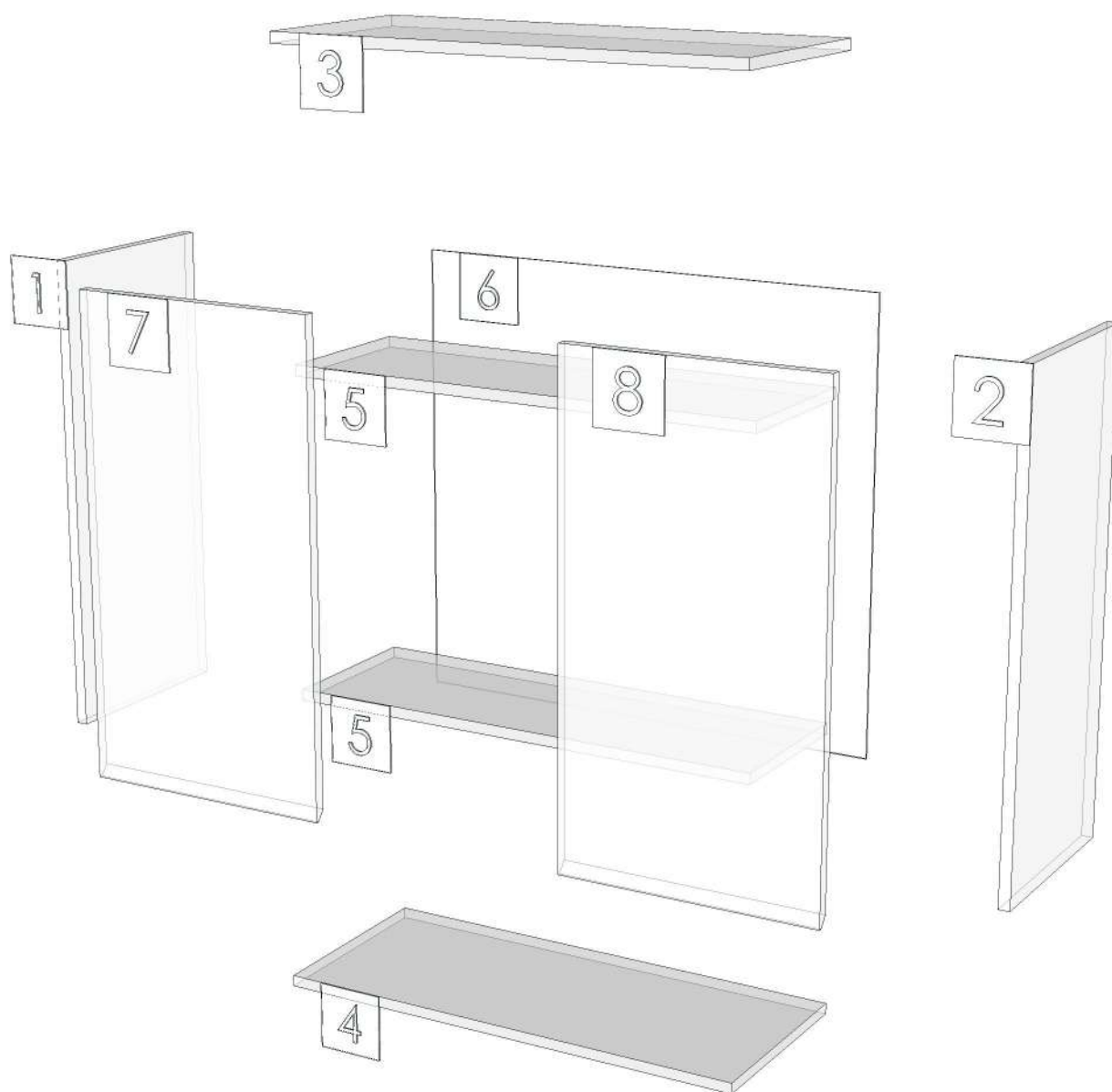
01.366=1 BS9
01.47=1 WHITE



K47L-160160154
K47R-160160164
K22R-1601
K33R-1601



| | | | |
|-----------------|-------------|------------------|--------------------|
| Model | -CO RM9 | | |
| Creator | CHALEAMPHON | .BCP Name | INDEX_C3D_KITCHEN2 |
| Reviewer | | Order | H001689 |
| Approves | | Date | 07/05/2025 |



| | | | |
|-----------------|------------------|------------------|--------------------|
| Model | CO_RM9_DPLT_1345 | | |
| Creator | CHALEAMPHON | .BCP Name | INDEX_C3D_KITCHEN2 |
| Reviewer | | Order | H001772 |
| Approves | | Date | 28/05/2025 |

| No. | Article No. | Description | Mat | Dimension | Cutting Size | Typepology | Skin |
|-----|---------------------|-------------|-------|------------|-----------------|----------------------------|------|
| 0 | CO_RM9_DPLT_1345 | | | 1345x100x9 | | | |
| | CO_RM9_DPLT_1345-01 | LED BOTTOM | PB-SP | 9x100x1345 | 9X98X1343;L2:W2 | 183000_STR=20.39_EDG=AJ1-1 | 2 |

| | | | |
|-----------------|-----------------|------------------|--------------------|
| Model | CO_RM9_DPLT_367 | | |
| Creator | CHALEAMPON | .BCP Name | INDEX_C3D_KITCHEN2 |
| Reviewer | | Order | H001776 |
| Approves | | Date | 28/05/2025 |

CO_RM9_DPLT_367-367X9X100

Colour

20.39=ML WARM ROVERE AJ1 (WOODRIFT)

Edge


01.257=1 AJ1



K11R-160160021

K47L-160160154

K47R-160160164



| | | | |
|-----------------|-----------------|------------------|--------------------|
| Model | CO_RM9_DPLT_367 | | |
| Creator | CHALEAMPHON | .BCP Name | INDEX_C3D_KITCHEN2 |
| Reviewer | | Order | H001776 |
| Approves | | Date | 28/05/2025 |

| No. | Article No. | Description | Mat | Dimension | Cutting Size | Typepology | Skin |
|-----|--------------------|-------------|-------|-----------|----------------|----------------------------|------|
| 0 | CO_RM9_DPLT_367 | | | 367x100x9 | | | |
| | CO_RM9_DPLT_367-01 | LED BOTTOM | PB-SP | 9x100x367 | 9X98X365;L2:W2 | 183000_STR=20.39_EDG=AJ1-1 | 2 |

| | | | |
|-----------------|-----------------|------------------|--------------------|
| Model | CO_RM9_DPLT_600 | | |
| Creator | CHALEAMPHON | .BCP Name | INDEX_C3D_KITCHEN2 |
| Reviewer | | Order | H001601 |
| Approves | | Date | 06/03/2025 |

CO_RM9_DPLT_600-600X9X100

Colour


20.39=ML WARM ROVERE AJ1 (WOODRIFT)

Edge

01.257=1 AJ1



- K1L-160159960
- K1R-160159968
- K2R-160159976
- K7R-160159986
- K9L-160159996
- K10L-160160007
- K11R-160160021
- K12R-160160034
- K14L-160160062
- K15L-160160073
- K16R-160160085
- K18L-160160095
- K41L-160160107
- K43R-160160120
- K45L-160160128
- K45R-160160136
- K46L-160160144
- K47L-160160154
- K47R-160160164



| | | | |
|-----------------|-----------------|------------------|--------------------|
| Model | CO_RM9_DPLT_600 | | |
| Creator | CHALEAMPHON | .BCP Name | INDEX_C3D_KITCHEN2 |
| Reviewer | | Order | H001601 |
| Approves | | Date | 06/03/2025 |

| No. | Article No. | Description | Mat | Dimension | Cutting Size | Typepology | Skin |
|-----|--------------------|-------------|-------|-----------|----------------|----------------------------|------|
| 0 | CO_RM9_DPLT_600 | | | 600x100x9 | | | |
| | CO_RM9_DPLT_600-01 | LED BOTTOM | PB-SP | 9x100x600 | 9X98X598;L2:W2 | 183000_STR=20.39_EDG=AJ1-1 | 2 |

| | | | |
|-----------------|--------------|------------------|--------------------|
| Model | CO_RM9_DT40R | | |
| Creator | CHALEAMPHON | .BCP Name | INDEX_C3D_KITCHEN2 |
| Reviewer | | Order | H001789 |
| Approves | | Date | 07/06/2025 |

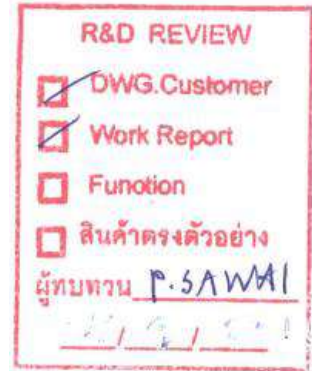
CO_RM9_DT40R-400X300X2220

Colour

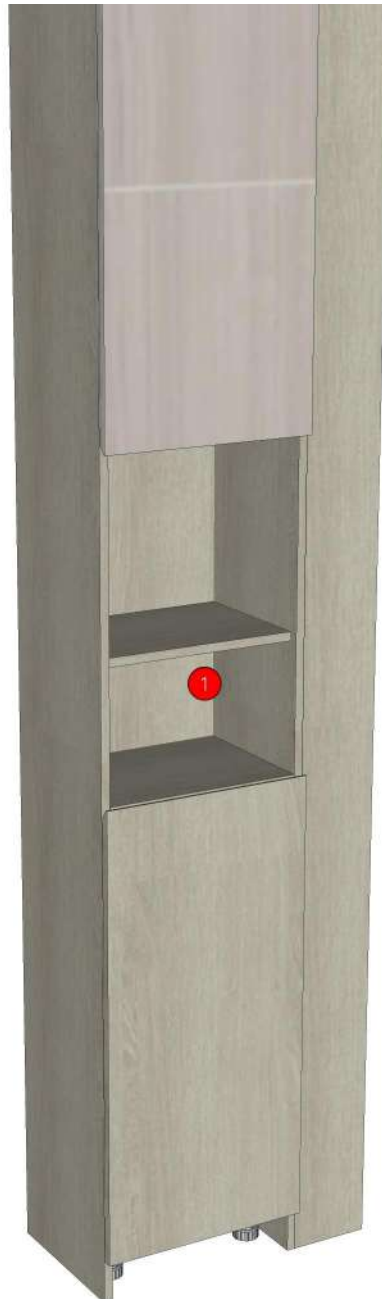
- 20.39=ML WARM ROVERE AJ1 (WOODRIFT)
- 05.96=ML.WHITE NORDIC ELM BS9 (MATT WOODGRAIN)
- 20.44=ML WHITE VM1012/2610/2610 (PEAEL)
- 03.11=PVC 0.15 WHITE SAND #DFS7T06 (MALT)

Edge

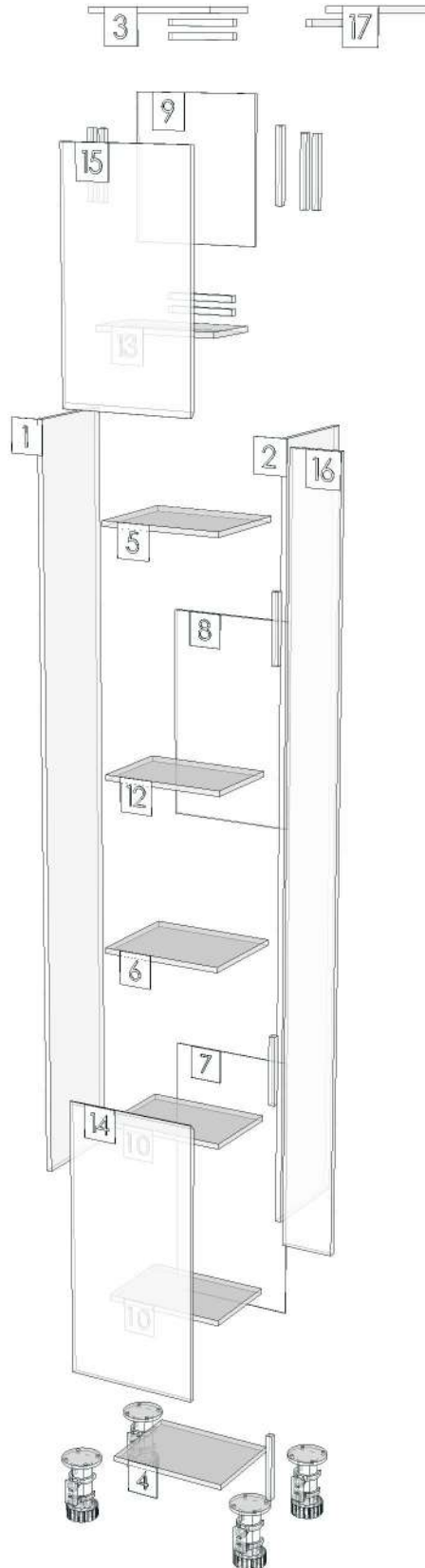
- 01.257=1 AJ1
- 01.366=1 BS9
- 01.47=1 WHITE



K47L-160160154



| | | | |
|-----------------|-------------|------------------|--------------------|
| Model | -CO_RM9 | | |
| Creator | CHALEAMPHON | .BCP Name | INDEX_C3D_KITCHEN2 |
| Reviewer | | Order | H001789 |
| Approves | | Date | 07/06/2025 |



| | | | |
|-----------------|----------------|------------------|--------------------|
| Model | CO_RM9_DW75(S) | | |
| Creator | CHALEAMPHON | .BCP Name | INDEX_C3D_KITCHEN2 |
| Reviewer | | Order | H001715 |
| Approves | | Date | 15/05/2025 |

CO_RM9_DW75(S)-750X500X400

Colour

05.96=ML.WHITE NORDIC ELM BS9 (MATT WOODGRAIN)

20.39=ML WARM ROVERE AJ1 (WOODRIFT)

03.11=PVC 0.15 WHITE SAND #DFS7T06 (MALT)

Edge

01.366=1 BS9

01.257=1 AJ1




K14L-160160062

K46L-160160144

K47L-160160154

K47R-160160164



| | | | |
|-----------------|-------------|------------------|--------------------|
| Model | -CO RM9 | | |
| Creator | CHALEAMPHON | .BCP Name | INDEX_C3D_KITCHEN2 |
| Reviewer | | Order | H001715 |
| Approves | | Date | 15/05/2025 |

