

Model	CO_RM9_DBH602		
Creator	CHALEAMPHON	.BCP Name	INDEX_C3D_KITCHEN2
Reviewer		Order	H001647
Approves		Date	21/04/2025

CO_RM9_DBH602-600X570X808

Colour

20.39=ML WARM ROVERE AJ1 (WOODRIFT)
 20.44=ML WHITE VM1012/2610/2610 (PEAEL)
 03.11=PVC 0.15 WHITE SAND #DFS7T06 (MALT)
 06.01=TEXTURE DEAD STOCK

Edge

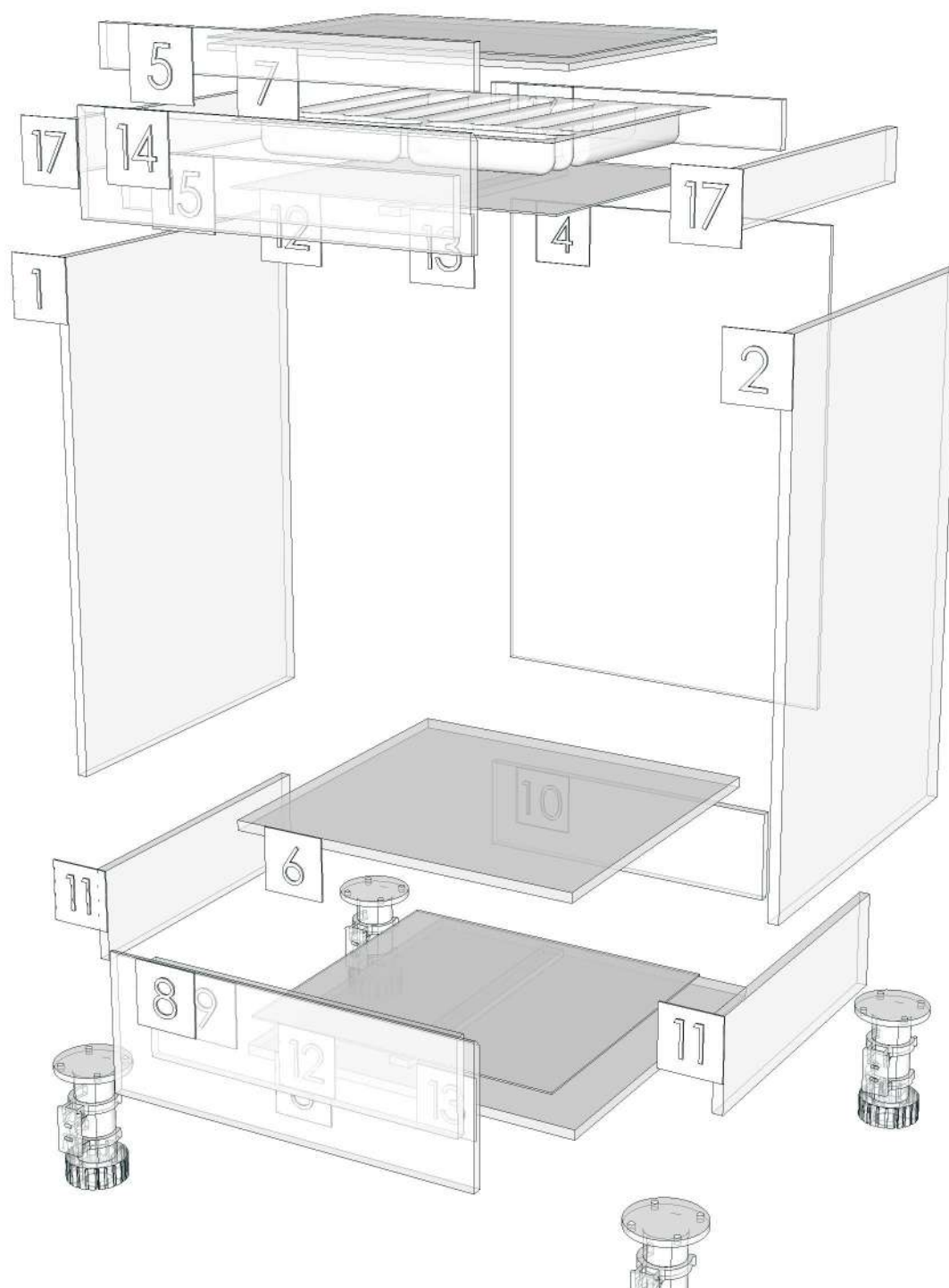
01.257=1 AJ1
 01.47=1 WHITE



- K1L-160159960
- K1R-160159968
- K7R-160159986
- K9L-160159996
- K10L-160160007
- K11R-160160021
- K12R-160160034
- K13L-160160046
- K14L-160160062
- K18L-160160095
- K41L-160160107
- K43R-160160120
- K45L-160160128
- K45R-160160136
- K46L-160160144
- K47L-160160154
- K47R-160160164



Model	-CO_RM9		
Creator	CHALEAMPHON	.BCP Name	INDEX_C3D_KITCHEN2
Reviewer		Order	H001647
Approves		Date	21/04/2025



Model	CO_RM9_DBS64.5		
Creator	CHALEAMPHON	.BCP Name	INDEX_C3D_KITCHEN2
Reviewer		Order	H001736
Approves		Date	24/05/2025

CO_RM9_DBS64.5-645X570X808

Colour

20.39=ML WARM ROVERE AJ1 (WOODRIFT)
20.44=ML WHITE VM1012/2610/2610 (PEAEL)
03.11=PVC 0.15 WHITE SAND #DFS7T06 (MALT)

Edge

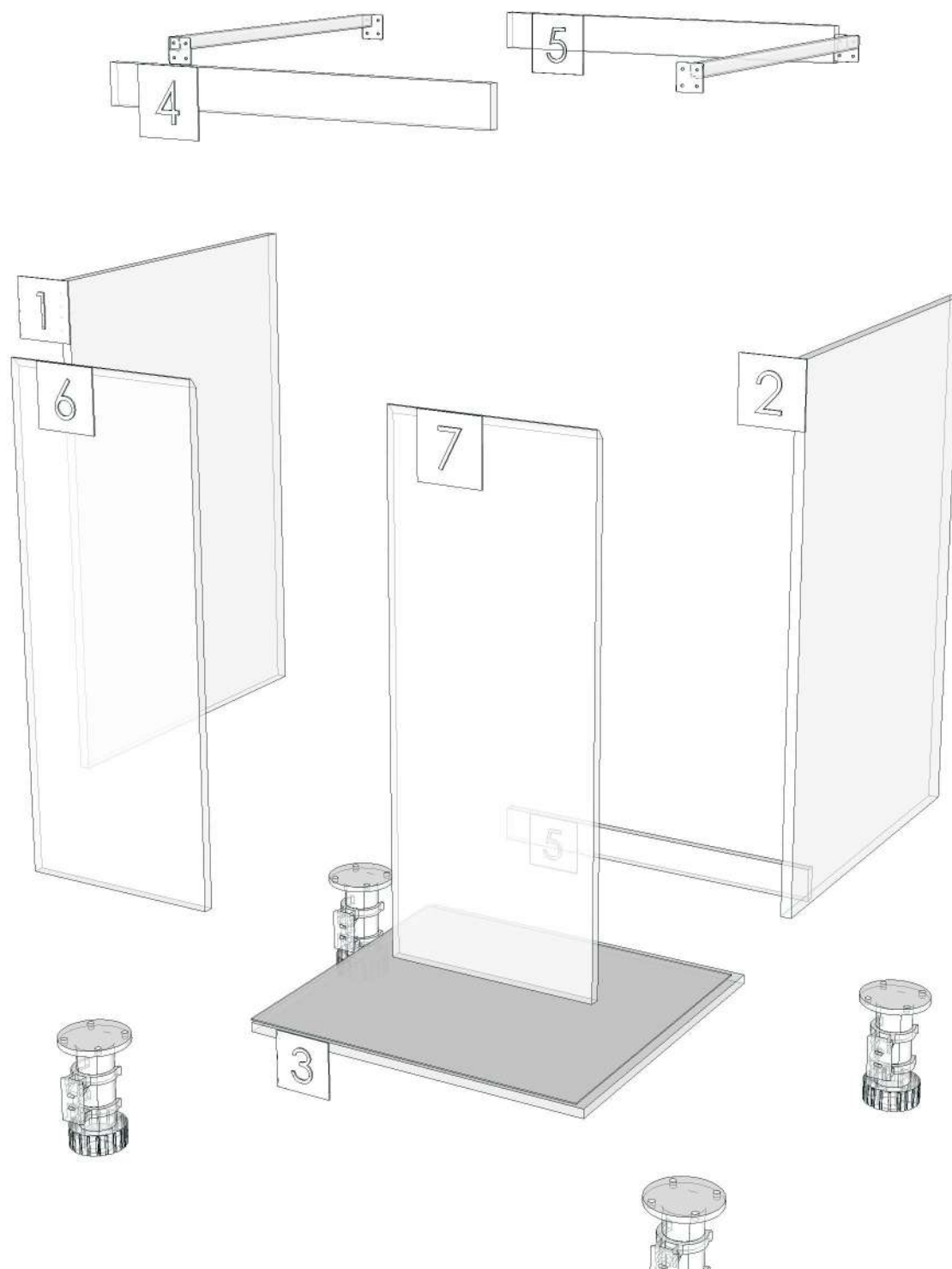
01.257=1 AJ1
01.47=1 WHITE



K46L-160160144



Model	-CO RM9		
Creator	CHALEAMPHON	.BCP Name	INDEX_C3D_KITCHEN2
Reviewer		Order	H001736
Approves		Date	24/05/2025



Model	CO_RM9_DFCL_1000AJ		
Creator	CHALEAMPHON	.BCP Name	INDEX_C3D_KITCHEN2
Reviewer		Order	H001741
Approves		Date	27/05/2025

CO_RM9_DFCL_1000AJ-1000X9X130

Colour


20.39=ML WARM ROVERE AJ1 (WOODRIFT)

Edge

01.257=1 AJ1



K14L-160160062
K46L-160160144
K47L-160160154
K47R-160160164



Model	CO_RM9_DFCL_1000AJ		
Creator	CHALEAMPHON	.BCP Name	INDEX_C3D_KITCHEN2
Reviewer		Order	H001741
Approves		Date	27/05/2025

No.	Article No.	Description	Mat	Dimension	Cutting Size	Typepology	Skin
0	CO_RM9_DFCL_1000AJ			1000x130x9			
	CO_RM9_DFCL_1000AJ-01	FILLER TOP	PB-SP	9x130x1000	9X129X998;L1:W2	183000_STR=20.39_EDG=AJ1-1	2

Model	CO_RM9_DFCL_1250AJ		
Creator	CHALEAMPON	.BCP Name	INDEX_C3D_KITCHEN2
Reviewer		Order	H001743
Approves		Date	27/05/2025

CO_RM9_DFCL_1250AJ-1250X9X130

Colour


20.39=ML WARM ROVERE AJ1 (WOODRIFT)

Edge

01.257=1 AJ1



K46L-160160144



Model	CO_RM9_DFCL_1250AJ		
Creator	CHALEAMPHON	.BCP Name	INDEX_C3D_KITCHEN2
Reviewer		Order	H001743
Approves		Date	27/05/2025

No.	Article No.	Description	Mat	Dimension	Cutting Size	Typepology	Skin
0	CO_RM9_DFCL_1250AJ			1250x130x9			
	CO_RM9_DFCL_1250AJ-01	FILLER TOP	PB-SP	9x130x1250	9X129X1248;L1:W2	183000_STR=20.39_EDG=AJ1-1	2

Model	CO_RM9_DFCL_300AJ		
Creator	CHALEAMPON	.BCP Name	INDEX_C3D_KITCHEN2
Reviewer		Order	H001751
Approves		Date	27/05/2025

CO_RM9_DFCL_300AJ-300X9X130

Colour


20.39=ML WARM ROVERE AJ1 (WOODRIFT)

Edge

01.257=1 AJ1



- K7R-160159986
- K10L-160160007
- K12R-160160034
- K13L-160160046
- K14L-160160062
- K46L-160160144
- K47L-160160154
- K47R-160160164



Model	CO_RM9_DFCL_300AJ		
Creator	CHALEAMPHON	.BCP Name	INDEX_C3D_KITCHEN2
Reviewer		Order	H001751
Approves		Date	27/05/2025

No.	Article No.	Description	Mat	Dimension	Cutting Size	Typepology	Skin
0	CO_RM9_DFCL_300AJ			300x130x9			
	CO_RM9_DFCL_300AJ-01	FILLER TOP	PB-SP	9x130x300	9X129X298;L1:W2	183000_STR=20.39_EDG=AJ1-1	2

Model	CO_RM9_DFCL_600AJ		
Creator	CHALEAMPON	.BCP Name	INDEX_C3D_KITCHEN2
Reviewer		Order	H001754
Approves		Date	27/05/2025

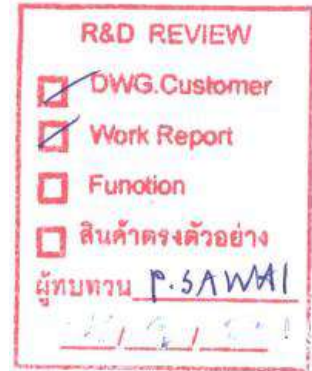
CO_RM9_DFCL_600AJ-600X9X130

Colour


20.39=ML WARM ROVERE AJ1 (WOODRIFT)

Edge

01.257=1 AJ1



- K7R-160159986
- K11R-160160021
- K18L-160160095
- K46L-160160144
- K47L-160160154
- K47R-160160164



Model	CO_RM9_DFCL_600AJ		
Creator	CHALEAMPHON	.BCP Name	INDEX_C3D_KITCHEN2
Reviewer		Order	H001754
Approves		Date	27/05/2025

No.	Article No.	Description	Mat	Dimension	Cutting Size	Typepology	Skin
0	CO_RM9_DFCL_600AJ			600x130x9			
	CO_RM9_DFCL_600AJ-01	FILLER TOP	PB-SP	9x130x600	9X129X598;L1:W2	183000_STR=20.39_EDG=AJ1-1	2

Model	CO_RM9_DL60HR		
Creator	CHALEAMPHON	.BCP Name	INDEX_C3D_KITCHEN2
Reviewer		Order	H001588
Approves		Date	05/03/2025

CO_RM9_DL60HR-600X300X660

Colour

05.96=ML.WHITE NORDIC ELM BS9 (MATT WOODGRAIN)

20.44=ML WHITE VM1012/2610/2610 (PEAEL)

03.11=PVC 0.15 WHITE SAND #DFS7T06 (MALT)

Edge

01.366=1 BS9

01.47=1 WHITE



K1L-160159960

K9L-160159996

K10L-160160007

K13L-160160046

K14L-160160062

K15L-160160073

K45L-160160128

K46L-160160144

K47L-160160154

K5L-1601

K23L-1601

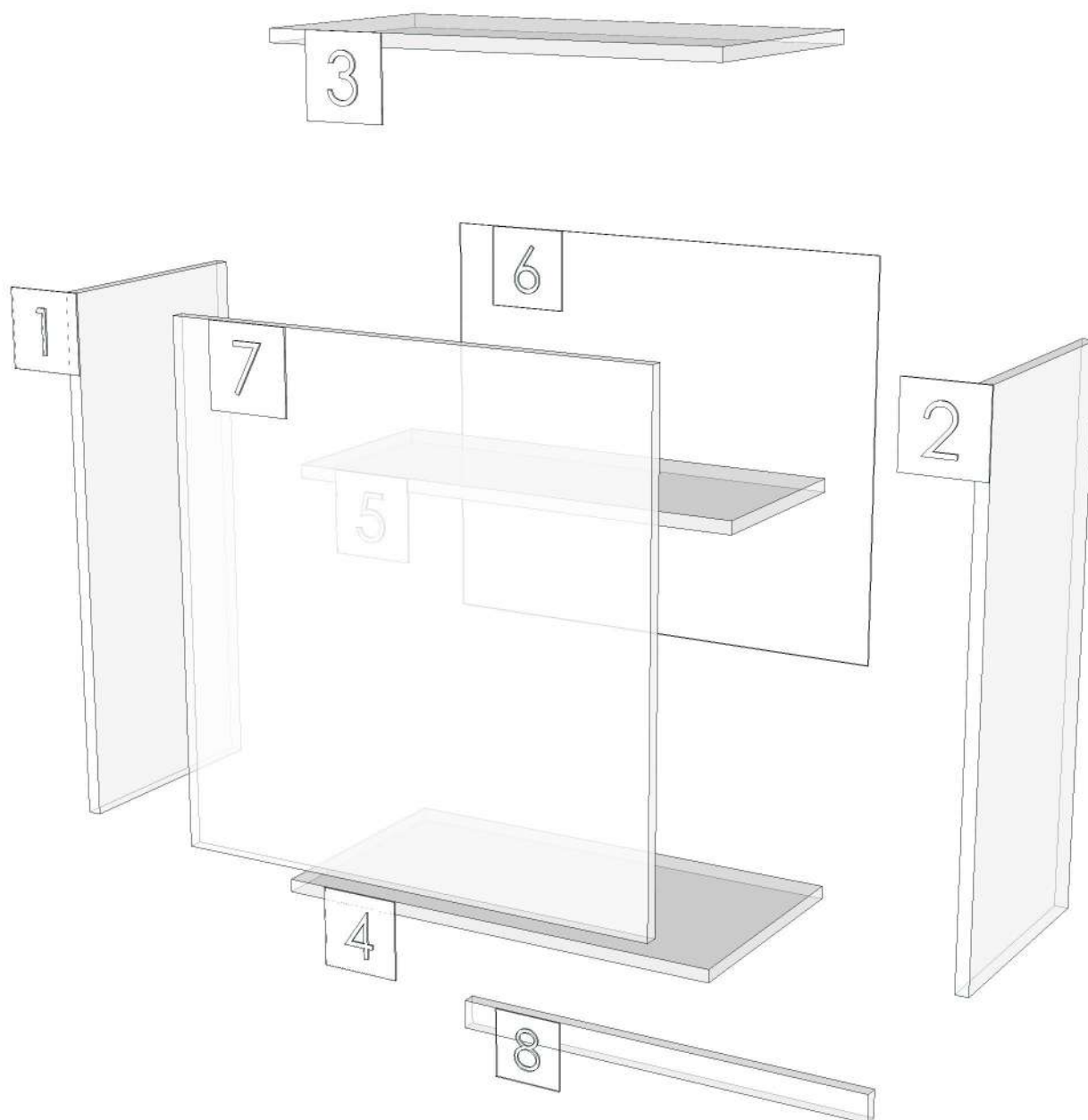
K38L-1601

K39L-1601

K54L-1601



Model	-CO RM9		
Creator	CHALEAMPON	.BCP Name	INDEX_C3D_KITCHEN2
Reviewer		Order	H001588
Approves		Date	05/03/2025



Model	CO_RM9_DL65		
Creator	CHALEAMPHON	.BCP Name	INDEX_C3D_KITCHEN2
Reviewer		Order	H001685
Approves		Date	07/05/2025

CO_RM9_DL65-650X300X700

Colour

05.96=ML.WHITE NORDIC ELM BS9 (MATT WOODGRAIN)

20.44=ML WHITE VM1012/2610/2610 (PEAEL)

03.11=PVC 0.15 WHITE SAND #DFS7T06 (MALT)

Edge

01.366=1 BS9

01.47=1 WHITE




K18L-160160095


K46L-160160144

K4R-1601

K20L-1601



Model	-CO RM9		
Creator	CHALEAMPON	.BCP Name	INDEX_C3D_KITCHEN2
Reviewer		Order	H001685
Approves		Date	07/05/2025



Model	CO_RM9_DPLT_1245		
Creator	CHALEAMPHON	.BCP Name	INDEX_C3D_KITCHEN2
Reviewer		Order	H001770
Approves		Date	28/05/2025

No.	Article No.	Description	Mat	Dimension	Cutting Size	Typepology	Skin
0	CO_RM9_DPLT_1245			1245x100x9			
	CO_RM9_DPLT_1245-01	LED BOTTOM	PB-SP	9x100x1245	9X98X1243;L2:W2	183000_STR=20.39_EDG=AJ1-1	2

Model	CO_RM9_DPLT_600		
Creator	CHALEAMPHON	.BCP Name	INDEX_C3D_KITCHEN2
Reviewer		Order	H001601
Approves		Date	06/03/2025

CO_RM9_DPLT_600-600X9X100

Colour


20.39=ML WARM ROVERE AJ1 (WOODRIFT)

Edge

01.257=1 AJ1



- K1L-160159960
- K1R-160159968
- K2R-160159976
- K7R-160159986
- K9L-160159996
- K10L-160160007
- K11R-160160021
- K12R-160160034
- K14L-160160062
- K15L-160160073
- K16R-160160085
- K18L-160160095
- K41L-160160107
- K43R-160160120
- K45L-160160128
- K45R-160160136
- K46L-160160144
- K47L-160160154
- K47R-160160164



Model	CO_RM9_DPLT_600		
Creator	CHALEAMPHON	.BCP Name	INDEX_C3D_KITCHEN2
Reviewer		Order	H001601
Approves		Date	06/03/2025

No.	Article No.	Description	Mat	Dimension	Cutting Size	Typepology	Skin
0	CO_RM9_DPLT_600			600x100x9			
	CO_RM9_DPLT_600-01	LED BOTTOM	PB-SP	9x100x600	9X98X598;L2:W2	183000_STR=20.39_EDG=AJ1-1	2

Model	CO_RM9_DT50R(K46)		
Creator	CHALEAMPHON	.BCP Name	INDEX_C3D_KITCHEN2
Reviewer		Order	H001790
Approves		Date	07/06/2025

CO_RM9_DT50R(K46)-500X431X2220

Colour

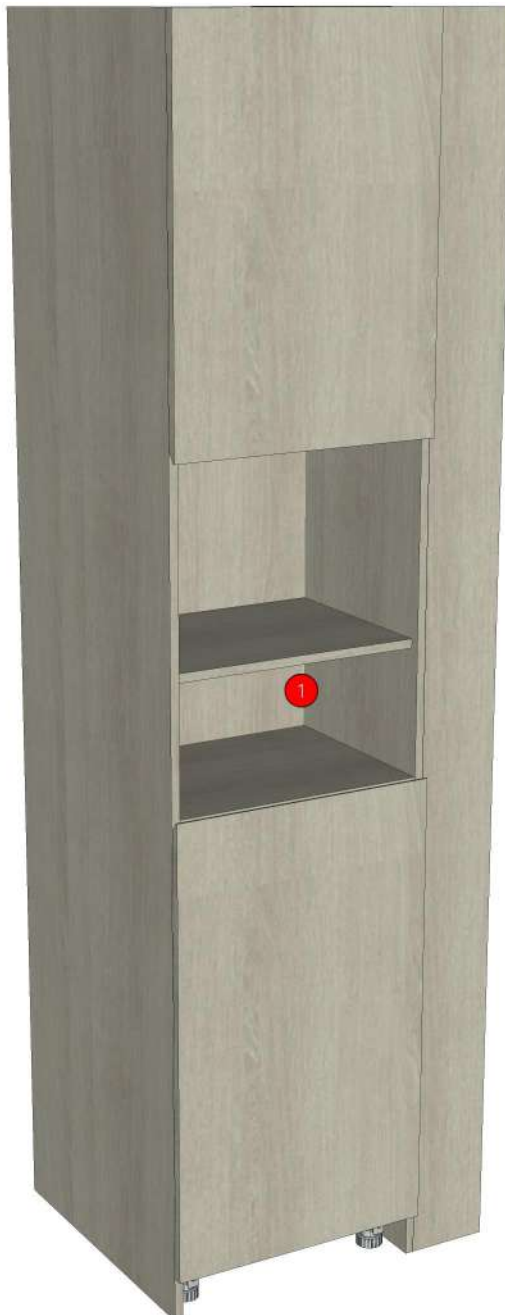
20.39=ML WARM ROVERE AJ1 (WOODRIFT)
05.96=ML.WHITE NORDIC ELM BS9 (MATT WOODGRAIN)
20.44=ML WHITE VM1012/2610/2610 (PEAEL)
03.11=PVC 0.15 WHITE SAND #DFS7T06 (MALT)

Edge

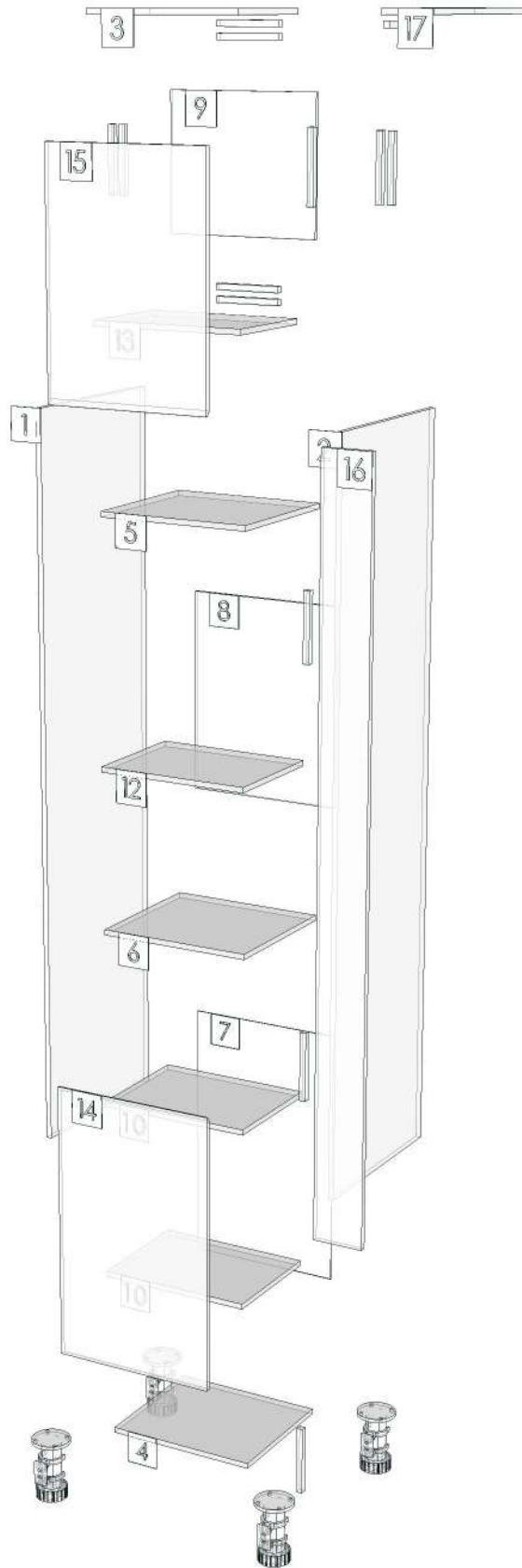
01.257=1 AJ1
01.366=1 BS9
01.47=1 WHITE



K46L-160160144



Model	-CO_RM9		
Creator	CHALEAMPHON	.BCP Name	INDEX_C3D_KITCHEN2
Reviewer		Order	H001790
Approves		Date	07/06/2025



Model	CO_RM9_DW75(S)		
Creator	CHALEAMPHON	.BCP Name	INDEX_C3D_KITCHEN2
Reviewer		Order	H001715
Approves		Date	15/05/2025

CO_RM9_DW75(S)-750X500X400

Colour

05.96=ML.WHITE NORDIC ELM BS9 (MATT WOODGRAIN)

20.39=ML WARM ROVERE AJ1 (WOODRIFT)

03.11=PVC 0.15 WHITE SAND #DFS7T06 (MALT)

Edge

01.366=1 BS9

01.257=1 AJ1




K14L-160160062

K46L-160160144

K47L-160160154

K47R-160160164



Model	-CO RM9		
Creator	CHALEAMPHON	.BCP Name	INDEX_C3D_KITCHEN2
Reviewer		Order	H001715
Approves		Date	15/05/2025

