

<b>Model</b>	CO_RM9_DBH602		
<b>Creator</b>	CHALEAMPHON	<b>.BCP Name</b>	INDEX_C3D_KITCHEN2
<b>Reviewer</b>		<b>Order</b>	H001647
<b>Approves</b>		<b>Date</b>	21/04/2025

## CO\_RM9\_DBH602-600X570X808

### Colour

20.39=ML WARM ROVERE AJ1 (WOODRIFT)  
20.44=ML WHITE VM1012/2610/2610 (PEAEL)  
03.11=PVC 0.15 WHITE SAND #DFS7T06 (MALT)  
06.01=TEXTURE DEAD STOCK

### Edge

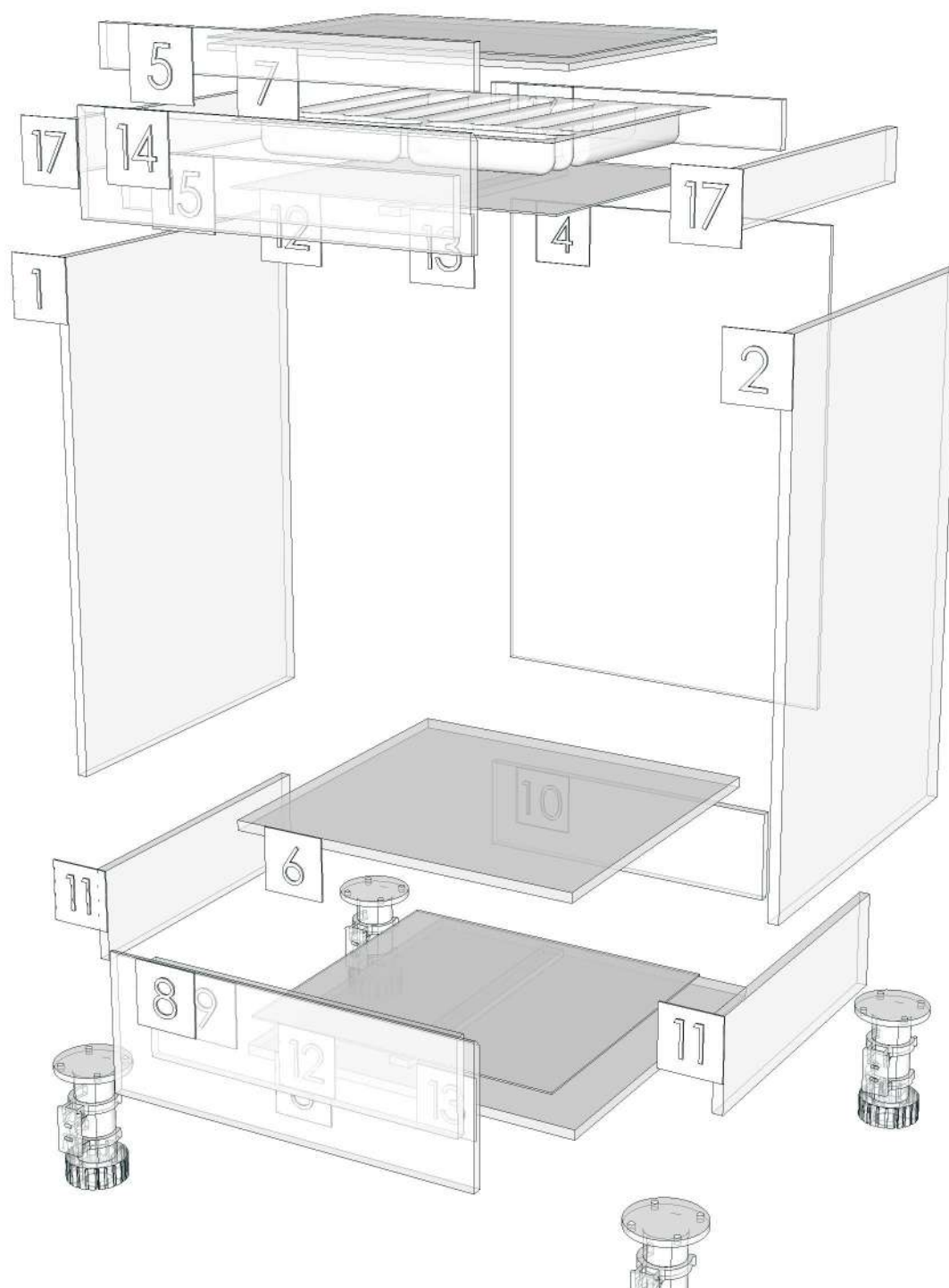
01.257=1 AJ1  
01.47=1 WHITE



- K1L-160159960
- K1R-160159968
- K7R-160159986
- K9L-160159996
- K10L-160160007
- K11R-160160021
- K12R-160160034
- K13L-160160046
- K14L-160160062
- K18L-160160095
- K41L-160160107
- K43R-160160120
- K45L-160160128
- K45R-160160136
- K46L-160160144
- K47L-160160154
- K47R-160160164



<b>Model</b>	-CO_RM9		
<b>Creator</b>	CHALEAMPHON	<b>.BCP Name</b>	INDEX_C3D_KITCHEN2
<b>Reviewer</b>		<b>Order</b>	H001647
<b>Approves</b>		<b>Date</b>	21/04/2025



<b>Model</b>	CO_RM9_DBS59R		
<b>Creator</b>	CHALEAMPHON	<b>.BCP Name</b>	INDEX_C3D_KITCHEN2
<b>Reviewer</b>		<b>Order</b>	H001649
<b>Approves</b>		<b>Date</b>	23/04/2025

## CO\_RM9\_DBS59R-590X570X808

### Colour

20.39=ML WARM ROVERE AJ1 (WOODRIFT)  
20.44=ML WHITE VM1012/2610/2610 (PEAEL)  
03.11=PVC 0.15 WHITE SAND #DFS7T06 (MALT)

### Edge

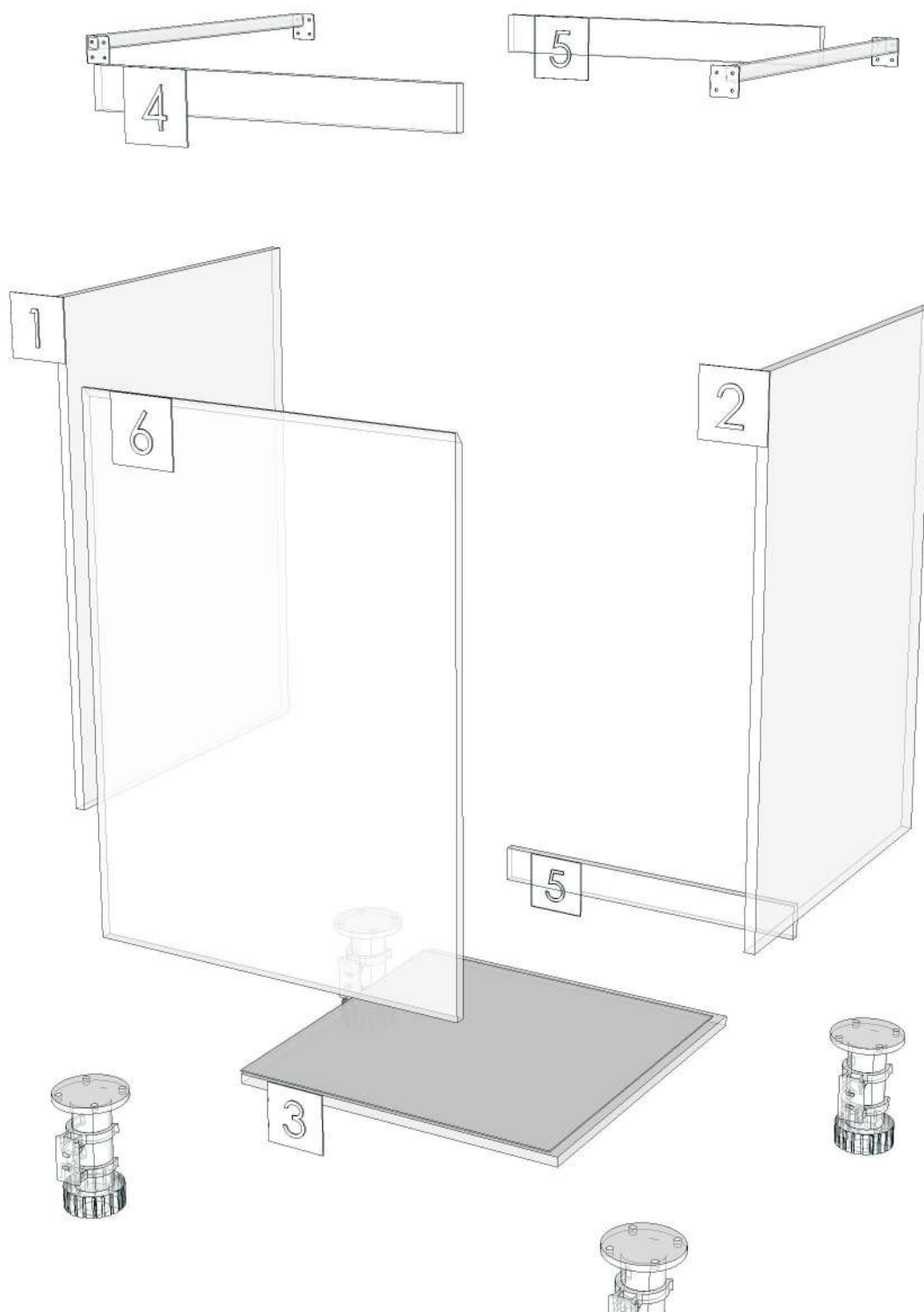
01.257=1 AJ1  
01.47=1 WHITE



K1R-160159968  
K43R-160160120  
K45R-160160136



<b>Model</b>	-CO RM9		
<b>Creator</b>	CHALEAMPHON	<b>.BCP Name</b>	INDEX_C3D_KITCHEN2
<b>Reviewer</b>		<b>Order</b>	H001649
<b>Approves</b>		<b>Date</b>	23/04/2025



<b>Model</b>	CO_RM9_DFCL_2150		
<b>Creator</b>	CHALEAMPON	<b>.BCP Name</b>	INDEX_C3D_KITCHEN2
<b>Reviewer</b>		<b>Order</b>	H001762
<b>Approves</b>		<b>Date</b>	27/05/2025

## **CO\_RM9\_DFCL\_2150-2150X9X130**

**Colour**

05.96=ML.WHITE NORDIC ELM BS9 (MATT WOODGRAIN)


**Edge**

01.366=1 BS9



K45L-160160128

K45R-160160136



<b>Model</b>	CO_RM9_DFCL_2150		
<b>Creator</b>	CHALEAMPHON	<b>.BCP Name</b>	INDEX_C3D_KITCHEN2
<b>Reviewer</b>		<b>Order</b>	H001762
<b>Approves</b>		<b>Date</b>	27/05/2025

No.	Article No.	Description	Mat	Dimension	Cutting Size	Typepology	Skin
0	CO_RM9_DFCL_2150			2150x130x9			
	CO_RM9_DFCL_2150-02	FILLER TOP	PB-SP	9x130x2150	9X129X2148;L1:W2	183000_STR=05.96_EDG=BS9-1	2

<b>Model</b>	CO_RM9_DFCL_300		
<b>Creator</b>	CHALEAMPON	<b>.BCP Name</b>	INDEX_C3D_KITCHEN2
<b>Reviewer</b>		<b>Order</b>	H001597
<b>Approves</b>		<b>Date</b>	06/03/2025

## CO\_RM9\_DFCL\_300-300X9X130

**Colour**


05.96=ML.WHITE NORDIC ELM BS9 (MATT WOODGRAIN)

**Edge**

01.366=1 BS9



- K1L-160159960
- K1R-160159968
- K9L-160159996
- K18L-160160095
- K41L-160160107
- K43R-160160120
- K45L-160160128
- K45R-160160136



<b>Model</b>	CO_RM9_DFCL_300		
<b>Creator</b>	CHALEAMPON	<b>.BCP Name</b>	INDEX_C3D_KITCHEN2
<b>Reviewer</b>		<b>Order</b>	H001597
<b>Approves</b>		<b>Date</b>	06/03/2025

No.	Article No.	Description	Mat	Dimension	Cutting Size	Typepology	Skin
0	CO_RM9_DFCL_300			300x130x9			
	CO_RM9_DFCL_300-01	FILLER TOP	PB-SP	9x130x300	9X129X299;L1:W1	183000_STR=05.96_EDG=BS9-1	2

<b>Model</b>	CO_RM9_DFW		
<b>Creator</b>	CHALEAMPON	<b>.BCP Name</b>	INDEX_C3D_KITCHEN2
<b>Reviewer</b>		<b>Order</b>	H001593
<b>Approves</b>		<b>Date</b>	06/03/2025

## CO\_RM9\_DFW-150X300X400

### Colour


05.96=ML.WHITE NORDIC ELM BS9 (MATT WOODGRAIN)

### Edge

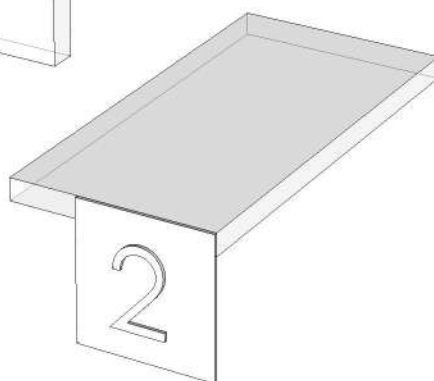

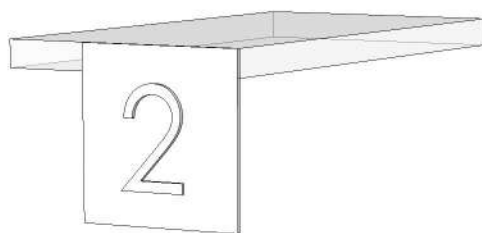
01.366=1 BS9



K1L-160159960  
K1R-160159968  
K43R-160160120  
K45L-160160128  
K45R-160160136



<b>Model</b>	-CO RM9		
<b>Creator</b>	CHALEAMPON	<b>.BCP Name</b>	INDEX_C3D_KITCHEN2
<b>Reviewer</b>		<b>Order</b>	H001593
<b>Approves</b>		<b>Date</b>	06/03/2025



<b>Model</b>	CO_RM9_DL60HL		
<b>Creator</b>	CHALEAMPON	<b>.BCP Name</b>	INDEX_C3D_KITCHEN2
<b>Reviewer</b>		<b>Order</b>	H001651
<b>Approves</b>		<b>Date</b>	23/04/2025

## CO\_RM9\_DL60HL-600X300X660

### Colour

05.96=ML.WHITE NORDIC ELM BS9 (MATT WOODGRAIN)  
20.44=ML WHITE VM1012/2610/2610 (PEAEL)  
03.11=PVC 0.15 WHITE SAND #DFS7T06 (MALT)

### Edge

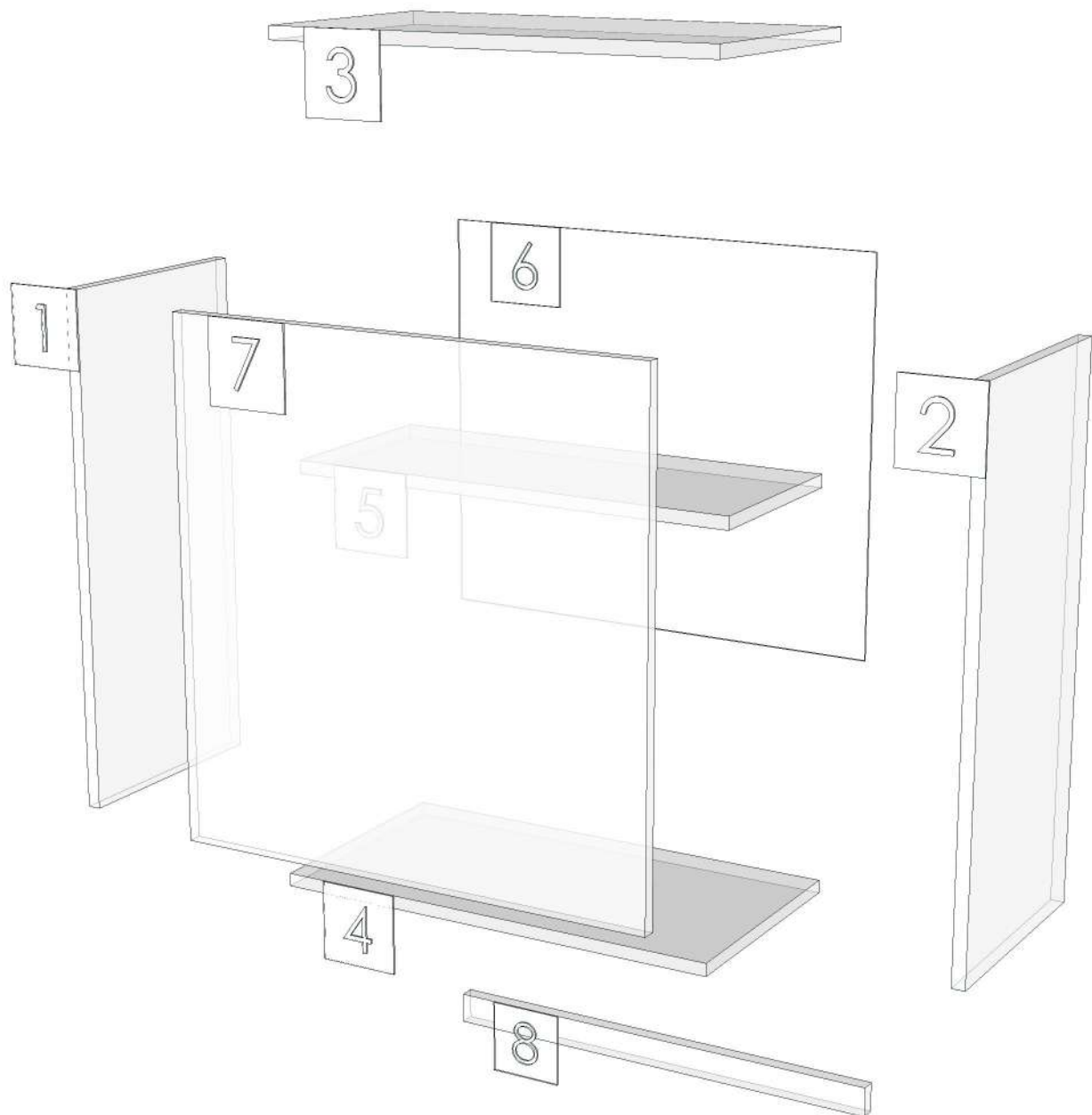
01.366=1 BS9  
01.47=1 WHITE



K1R-160159968  
K7R-160159986  
K11R-160160021  
K12R-160160034  
K43R-160160120  
K45R-160160136  
K47R-160160164  
K22R-1601  
K23R-1601  
K24R-1601  
K35R-1601  
K48R-1601  
K53R-1601  
K55R-1601



<b>Model</b>	-CO RM9		
<b>Creator</b>	CHALEAMPON	<b>.BCP Name</b>	INDEX_C3D_KITCHEN2
<b>Reviewer</b>		<b>Order</b>	H001651
<b>Approves</b>		<b>Date</b>	23/04/2025



<b>Model</b>	CO_RM9_DL60R		
<b>Creator</b>	CHALEAMPHON	<b>.BCP Name</b>	INDEX_C3D_KITCHEN2
<b>Reviewer</b>		<b>Order</b>	H001650
<b>Approves</b>		<b>Date</b>	23/04/2025

## CO\_RM9\_DL60R-600X300X700

### Colour

05.96=ML.WHITE NORDIC ELM BS9 (MATT WOODGRAIN)

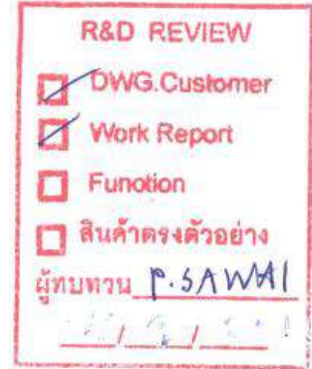
20.44=ML WHITE VM1012/2610/2610 (PEAEL)

03.11=PVC 0.15 WHITE SAND #DFS7T06 (MALT)

### Edge

01.366=1 BS9

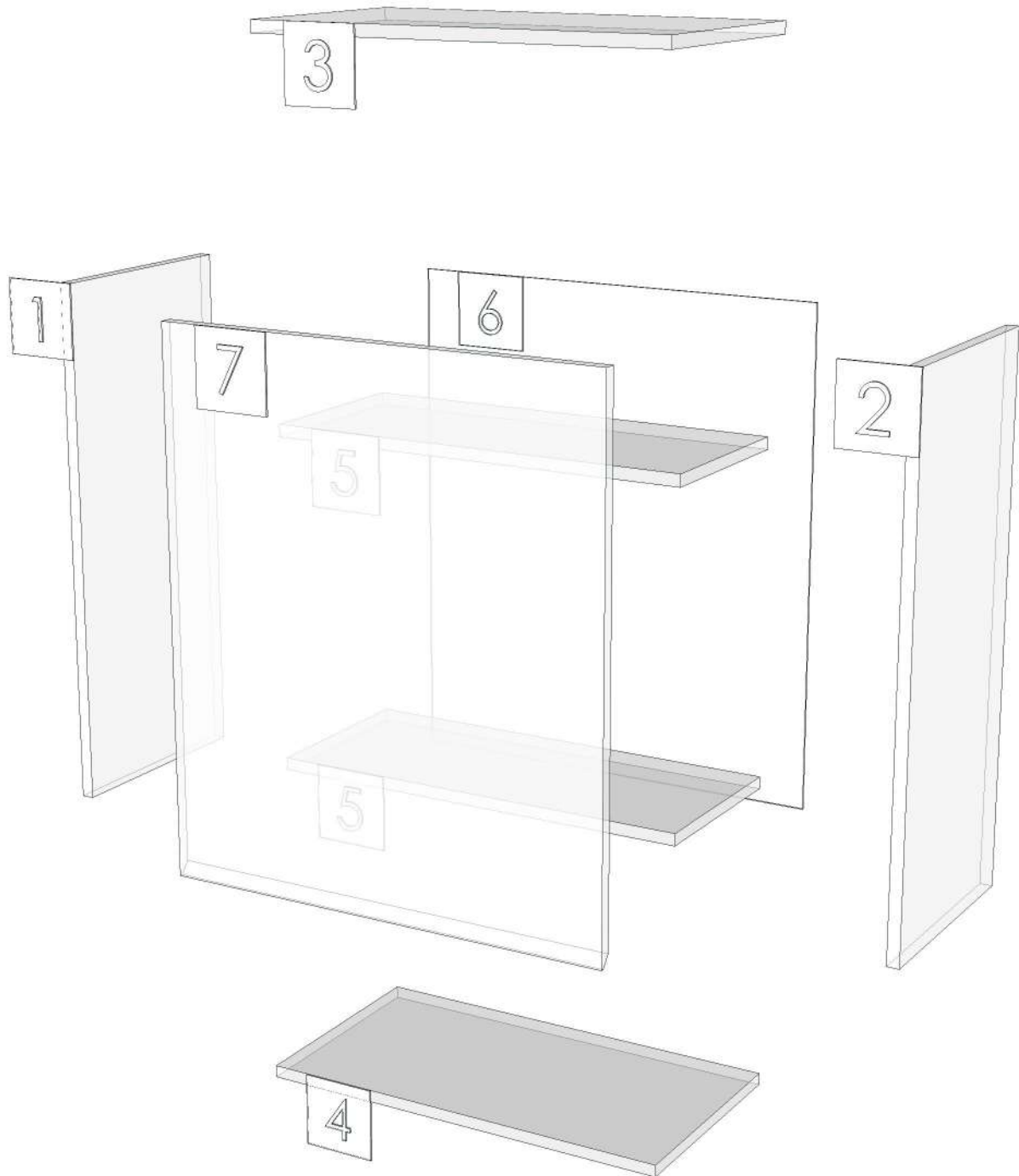
01.47=1 WHITE



- K1R-160159968
- K11L-160160021
- K12R-160160034
- K14L-160160062
- K43R-160160120
- K45R-160160136
- K42R-160163061
- K49R-160163076
- K20L-1601
- K23R-1601
- K36R-1601
- K37R-1601
- K40R-1601
- K48R-1601
- K56R-1601



<b>Model</b>	-CO RM9		
<b>Creator</b>	CHALEAMPON	<b>.BCP Name</b>	INDEX_C3D_KITCHEN2
<b>Reviewer</b>		<b>Order</b>	H001650
<b>Approves</b>		<b>Date</b>	23/04/2025



<b>Model</b>	CO_RM9_DPLT_1190		
<b>Creator</b>	CHALEAMPON	<b>.BCP Name</b>	INDEX_C3D_KITCHEN2
<b>Reviewer</b>		<b>Order</b>	H001598
<b>Approves</b>		<b>Date</b>	06/03/2025

## CO\_RM9\_DPLT\_1190-1190X9X100

**Colour**


20.39=ML WARM ROVERE AJ1 (WOODRIFT)

**Edge**

01.257=1 AJ1



- K1L-160159960
- K1R-160159968
- K43R-160160120
- K45L-160160128
- K45R-160160136



<b>Model</b>	CO_RM9_DPLT_1190		
<b>Creator</b>	CHALEAMPHON	<b>.BCP Name</b>	INDEX_C3D_KITCHEN2
<b>Reviewer</b>		<b>Order</b>	H001598
<b>Approves</b>		<b>Date</b>	06/03/2025

No.	Article No.	Description	Mat	Dimension	Cutting Size	Typepology	Skin
0	CO_RM9_DPLT_1190			1190x100x9			
	CO_RM9_DPLT_1190-01	LED BOTTOM	PB-SP	9x100x1190	9X98X1188;L2:W2	183000_STR=20.39_EDG=AJ1-1	2

<b>Model</b>	CO_RM9_DPLT_600		
<b>Creator</b>	CHALEAMPHON	<b>.BCP Name</b>	INDEX_C3D_KITCHEN2
<b>Reviewer</b>		<b>Order</b>	H001601
<b>Approves</b>		<b>Date</b>	06/03/2025

## CO\_RM9\_DPLT\_600-600X9X100

**Colour**


20.39=ML WARM ROVERE AJ1 (WOODRIFT)

**Edge**

01.257=1 AJ1



- K1L-160159960
- K1R-160159968
- K2R-160159976
- K7R-160159986
- K9L-160159996
- K10L-160160007
- K11R-160160021
- K12R-160160034
- K14L-160160062
- K15L-160160073
- K16R-160160085
- K18L-160160095
- K41L-160160107
- K43R-160160120
- K45L-160160128
- K45R-160160136
- K46L-160160144
- K47L-160160154
- K47R-160160164



<b>Model</b>	CO_RM9_DPLT_600		
<b>Creator</b>	CHALEAMPHON	<b>.BCP Name</b>	INDEX_C3D_KITCHEN2
<b>Reviewer</b>		<b>Order</b>	H001601
<b>Approves</b>		<b>Date</b>	06/03/2025

No.	Article No.	Description	Mat	Dimension	Cutting Size	Typepology	Skin
0	CO_RM9_DPLT_600			600x100x9			
	CO_RM9_DPLT_600-01	LED BOTTOM	PB-SP	9x100x600	9X98X598;L2:W2	183000_STR=20.39_EDG=AJ1-1	2

<b>Model</b>	CO_RM9_DW72.5		
<b>Creator</b>	CHALEAMPHON	<b>.BCP Name</b>	INDEX_C3D_KITCHEN2
<b>Reviewer</b>		<b>Order</b>	H001711
<b>Approves</b>		<b>Date</b>	15/05/2025

## **CO\_RM9\_DW72.5-725X300X400**

### **Colour**

05.96=ML.WHITE NORDIC ELM BS9 (MATT WOODGRAIN)

20.24=ML AE9V (PEARL)

03.11=PVC 0.15 WHITE SAND #DFS7T06 (MALT)

### **Edge**

01.366=1 BS9


01.47=1 WHITE



K45L-160160128

K45R-160160136

K49R-160163076



<b>Model</b>	-CO RM9		
<b>Creator</b>	CHALEAMPON	<b>.BCP Name</b>	INDEX_C3D_KITCHEN2
<b>Reviewer</b>		<b>Order</b>	H001711
<b>Approves</b>		<b>Date</b>	15/05/2025

