

| | | | |
|-----------------|---------------|------------------|--------------------|
| Model | CO_RM9_DBH602 | | |
| Creator | CHALEAMPHON | .BCP Name | INDEX_C3D_KITCHEN2 |
| Reviewer | | Order | H001647 |
| Approves | | Date | 21/04/2025 |

CO_RM9_DBH602-600X570X808

Colour

20.39=ML WARM ROVERE AJ1 (WOODRIFT)
20.44=ML WHITE VM1012/2610/2610 (PEAEL)
03.11=PVC 0.15 WHITE SAND #DFS7T06 (MALT)
06.01=TEXTURE DEAD STOCK

Edge

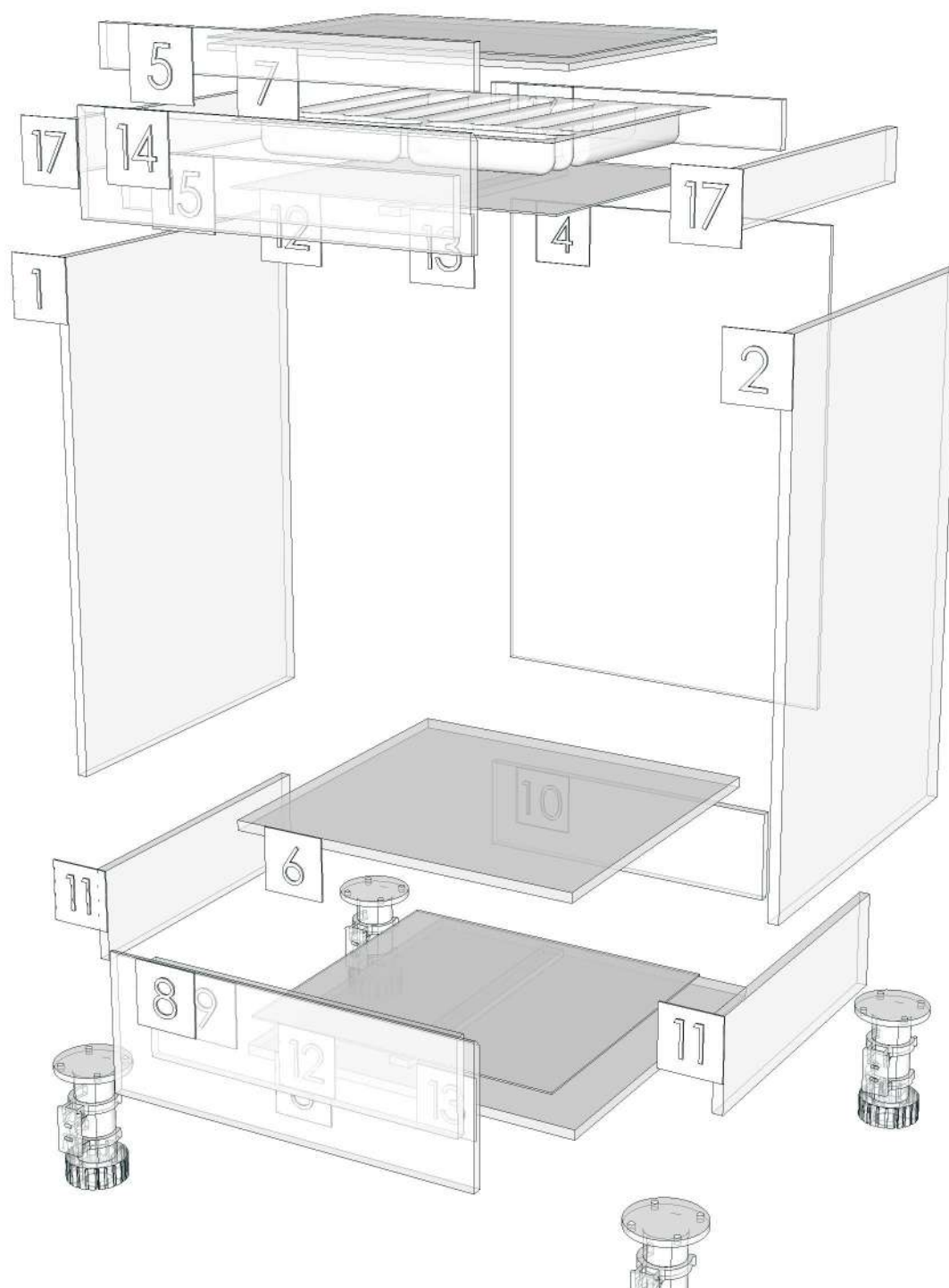
01.257=1 AJ1
01.47=1 WHITE



- K1L-160159960
- K1R-160159968
- K7R-160159986
- K9L-160159996
- K10L-160160007
- K11R-160160021
- K12R-160160034
- K13L-160160046
- K14L-160160062
- K18L-160160095
- K41L-160160107
- K43R-160160120
- K45L-160160128
- K45R-160160136
- K46L-160160144
- K47L-160160154
- K47R-160160164



| | | | |
|-----------------|-------------|------------------|--------------------|
| Model | -CO_RM9 | | |
| Creator | CHALEAMPHON | .BCP Name | INDEX_C3D_KITCHEN2 |
| Reviewer | | Order | H001647 |
| Approves | | Date | 21/04/2025 |



| | | | |
|-----------------|---------------|------------------|--------------------|
| Model | CO_RM9_DBS59L | | |
| Creator | CHALEAMPHON | .BCP Name | INDEX_C3D_KITCHEN2 |
| Reviewer | | Order | H001648 |
| Approves | | Date | 22/04/2025 |

CO_RM9_DBS59L-590X570X808

Colour

20.39=ML WARM ROVERE AJ1 (WOODRIFT)
20.44=ML WHITE VM1012/2610/2610 (PEAEL)
03.11=PVC 0.15 WHITE SAND #DFS7T06 (MALT)

Edge

01.257=1 AJ1
01.47=1 WHITE

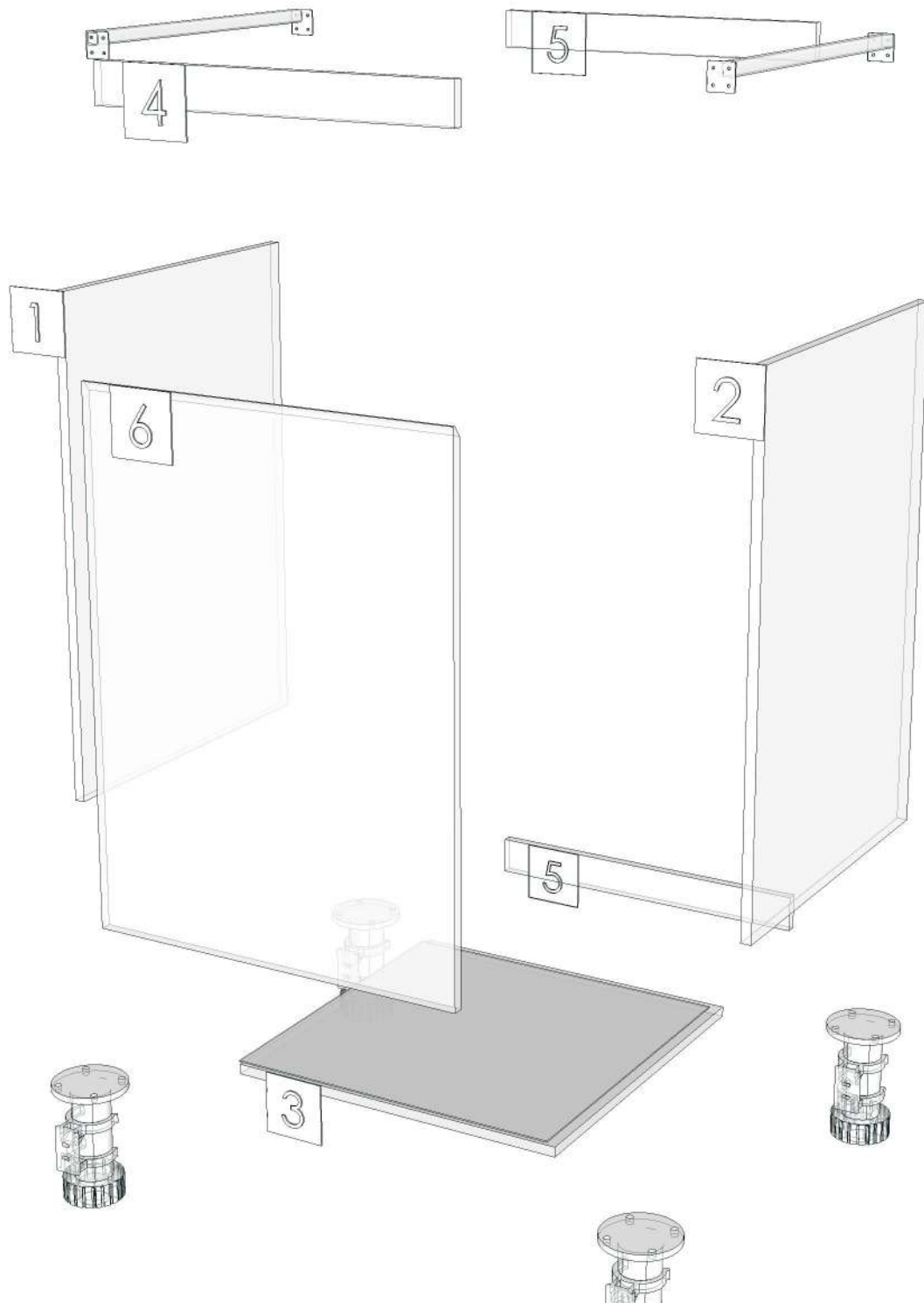


K1L-160159960

K45L-160160128



| | | | |
|-----------------|-------------|------------------|--------------------|
| Model | -CO RM9 | | |
| Creator | CHALEAMPHON | .BCP Name | INDEX_C3D_KITCHEN2 |
| Reviewer | | Order | H001648 |
| Approves | | Date | 22/04/2025 |



| | | | |
|-----------------|------------------|------------------|--------------------|
| Model | CO_RM9_DFCL_2150 | | |
| Creator | CHALEAMPON | .BCP Name | INDEX_C3D_KITCHEN2 |
| Reviewer | | Order | H001762 |
| Approves | | Date | 27/05/2025 |

CO_RM9_DFCL_2150-2150X9X130

Colour

05.96=ML.WHITE NORDIC ELM BS9 (MATT WOODGRAIN)


Edge

01.366=1 BS9



K45L-160160128

K45R-160160136



| | | | |
|-----------------|------------------|------------------|--------------------|
| Model | CO_RM9_DFCL_2150 | | |
| Creator | CHALEAMPON | .BCP Name | INDEX_C3D_KITCHEN2 |
| Reviewer | | Order | H001762 |
| Approves | | Date | 27/05/2025 |

| No. | Article No. | Description | Mat | Dimension | Cutting Size | Typepology | Skin |
|-----|---------------------|-------------|-------|------------|------------------|----------------------------|------|
| 0 | CO_RM9_DFCL_2150 | | | 2150x130x9 | | | |
| | CO_RM9_DFCL_2150-02 | FILLER TOP | PB-SP | 9x130x2150 | 9X129X2148;L1:W2 | 183000_STR=05.96_EDG=BS9-1 | 2 |

| | | | |
|-----------------|-----------------|------------------|--------------------|
| Model | CO_RM9_DFCL_300 | | |
| Creator | CHALEAMPON | .BCP Name | INDEX_C3D_KITCHEN2 |
| Reviewer | | Order | H001597 |
| Approves | | Date | 06/03/2025 |

CO_RM9_DFCL_300-300X9X130

Colour


05.96=ML.WHITE NORDIC ELM BS9 (MATT WOODGRAIN)

Edge

01.366=1 BS9



- K1L-160159960
- K1R-160159968
- K9L-160159996
- K18L-160160095
- K41L-160160107
- K43R-160160120
- K45L-160160128
- K45R-160160136



| | | | |
|-----------------|-----------------|------------------|--------------------|
| Model | CO_RM9_DFCL_300 | | |
| Creator | CHALEAMPHON | .BCP Name | INDEX_C3D_KITCHEN2 |
| Reviewer | | Order | H001597 |
| Approves | | Date | 06/03/2025 |

| No. | Article No. | Description | Mat | Dimension | Cutting Size | Typepology | Skin |
|-----|--------------------|-------------|-------|-----------|-----------------|----------------------------|------|
| 0 | CO_RM9_DFCL_300 | | | 300x130x9 | | | |
| | CO_RM9_DFCL_300-01 | FILLER TOP | PB-SP | 9x130x300 | 9X129X299;L1:W1 | 183000_STR=05.96_EDG=BS9-1 | 2 |

| | | | |
|-----------------|------------|------------------|--------------------|
| Model | CO_RM9_DFW | | |
| Creator | CHALEAMPON | .BCP Name | INDEX_C3D_KITCHEN2 |
| Reviewer | | Order | H001593 |
| Approves | | Date | 06/03/2025 |

CO_RM9_DFW-150X300X400

Colour


05.96=ML.WHITE NORDIC ELM BS9 (MATT WOODGRAIN)

Edge

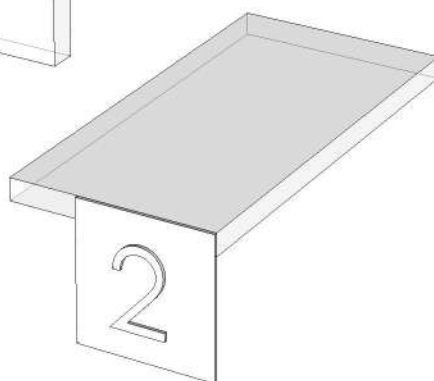

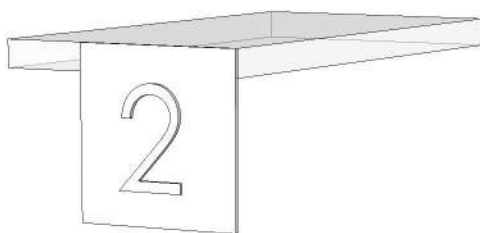
01.366=1 BS9



- K1L-160159960
- K1R-160159968
- K43R-160160120
- K45L-160160128
- K45R-160160136



| | | | |
|-----------------|------------|------------------|--------------------|
| Model | -CO RM9 | | |
| Creator | CHALEAMPON | .BCP Name | INDEX_C3D_KITCHEN2 |
| Reviewer | | Order | H001593 |
| Approves | | Date | 06/03/2025 |



| | | | |
|-----------------|---------------|------------------|--------------------|
| Model | CO_RM9_DL60HR | | |
| Creator | CHALEAMPHON | .BCP Name | INDEX_C3D_KITCHEN2 |
| Reviewer | | Order | H001588 |
| Approves | | Date | 05/03/2025 |

CO_RM9_DL60HR-600X300X660

Colour

05.96=ML.WHITE NORDIC ELM BS9 (MATT WOODGRAIN)

20.44=ML WHITE VM1012/2610/2610 (PEAEL)

03.11=PVC 0.15 WHITE SAND #DFS7T06 (MALT)

Edge

01.366=1 BS9

01.47=1 WHITE



K1L-160159960

K9L-160159996

K10L-160160007

K13L-160160046

K14L-160160062

K15L-160160073

K45L-160160128

K46L-160160144

K47L-160160154

K5L-1601

K23L-1601

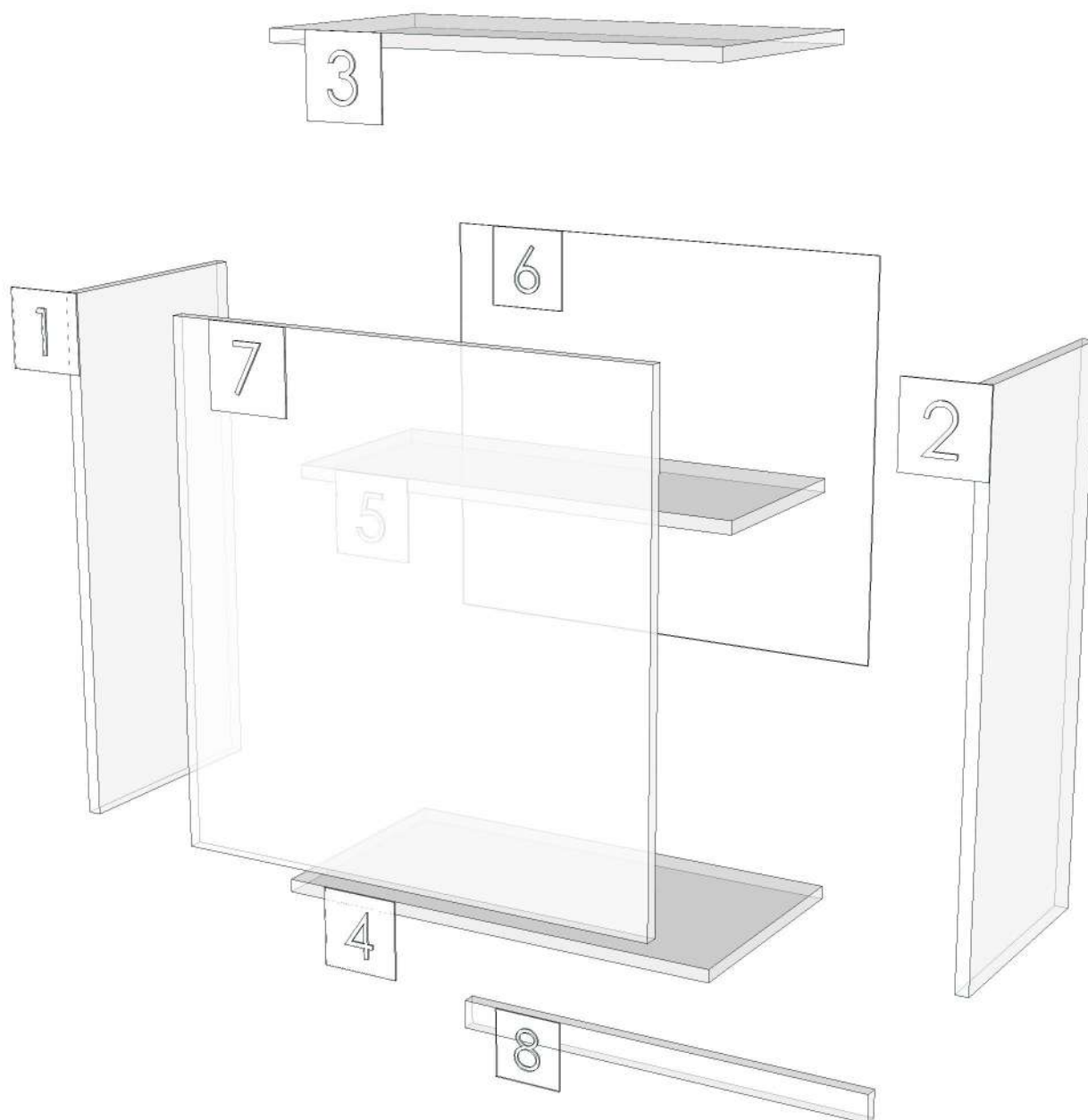
K38L-1601

K39L-1601

K54L-1601



| | | | |
|-----------------|------------|------------------|--------------------|
| Model | -CO RM9 | | |
| Creator | CHALEAMPON | .BCP Name | INDEX_C3D_KITCHEN2 |
| Reviewer | | Order | H001588 |
| Approves | | Date | 05/03/2025 |



| | | | |
|-----------------|--------------|------------------|--------------------|
| Model | CO_RM9_DL60L | | |
| Creator | CHALEAMPHON | .BCP Name | INDEX_C3D_KITCHEN2 |
| Reviewer | | Order | H001589 |
| Approves | | Date | 05/03/2025 |

CO_RM9_DL60L-600X300X700

Colour

05.96=ML.WHITE NORDIC ELM BS9 (MATT WOODGRAIN)

20.44=ML WHITE VM1012/2610/2610 (PEAEL)

03.11=PVC 0.15 WHITE SAND #DFS7T06 (MALT)

Edge

01.366=1 BS9

01.47=1 WHITE



K1L-160159960

K10L-160160007

K14L-160160062

K18L-160160095

K41L-160160107

K45L-160160128

K50L-160163093

K4R-1601

K5L-1601

K20L-1601

K23L-1601

K30L-1601

K34L-1601

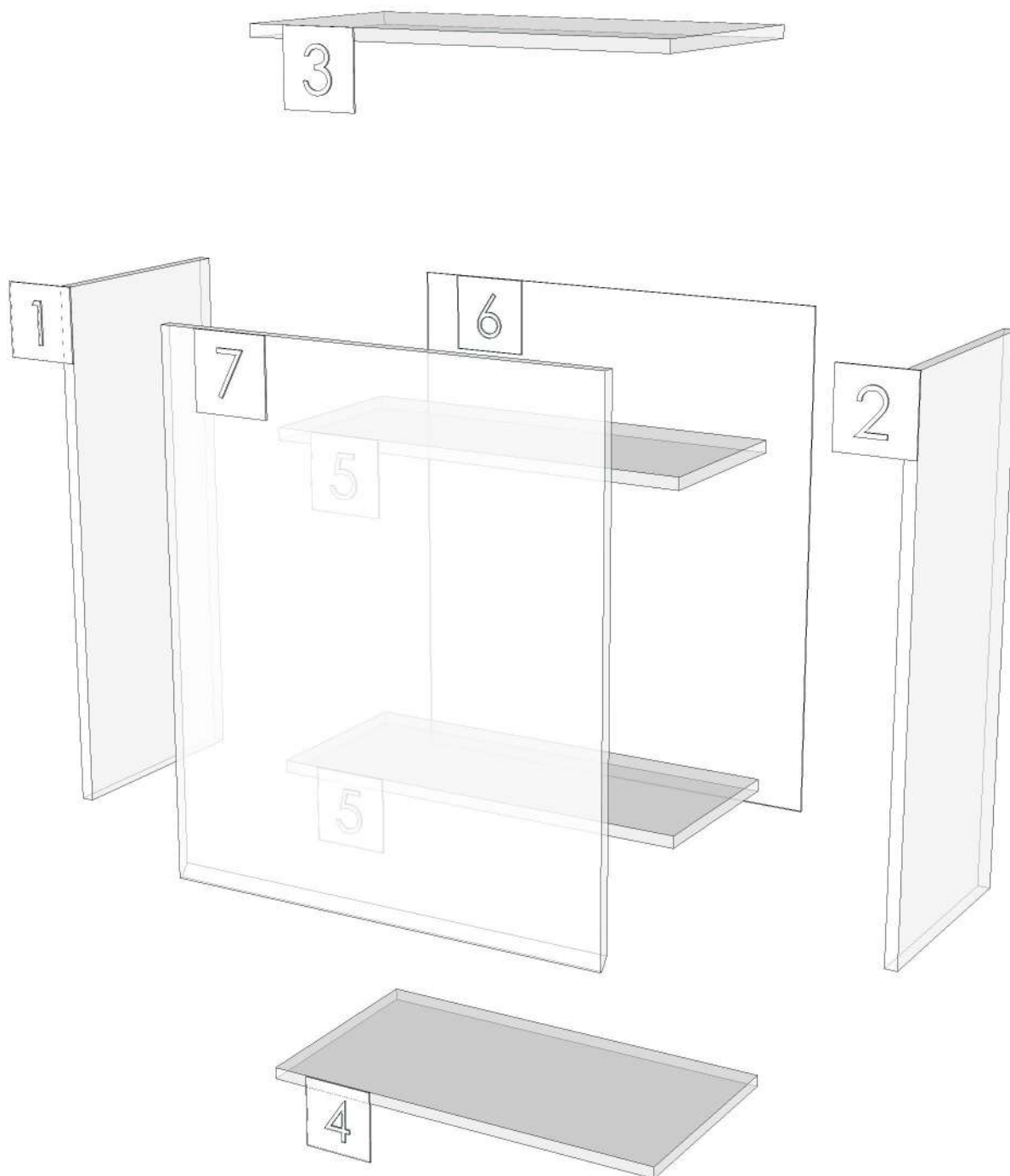
K37R-1601

K51L-1601

K53R-1601



| | | | |
|-----------------|------------|------------------|--------------------|
| Model | -CO RM9 | | |
| Creator | CHALEAMPON | .BCP Name | INDEX_C3D_KITCHEN2 |
| Reviewer | | Order | H001589 |
| Approves | | Date | 05/03/2025 |



| | | | |
|-----------------|------------------|------------------|--------------------|
| Model | CO_RM9_DPLT_1190 | | |
| Creator | CHALEAMPON | .BCP Name | INDEX_C3D_KITCHEN2 |
| Reviewer | | Order | H001598 |
| Approves | | Date | 06/03/2025 |

CO_RM9_DPLT_1190-1190X9X100

Colour


20.39=ML WARM ROVERE AJ1 (WOODRIFT)

Edge

01.257=1 AJ1



- K1L-160159960
- K1R-160159968
- K43R-160160120
- K45L-160160128
- K45R-160160136



| | | | |
|-----------------|------------------|------------------|--------------------|
| Model | CO_RM9_DPLT_1190 | | |
| Creator | CHALEAMPHON | .BCP Name | INDEX_C3D_KITCHEN2 |
| Reviewer | | Order | H001598 |
| Approves | | Date | 06/03/2025 |

| No. | Article No. | Description | Mat | Dimension | Cutting Size | Typepology | Skin |
|-----|---------------------|-------------|-------|------------|-----------------|----------------------------|------|
| 0 | CO_RM9_DPLT_1190 | | | 1190x100x9 | | | |
| | CO_RM9_DPLT_1190-01 | LED BOTTOM | PB-SP | 9x100x1190 | 9X98X1188;L2:W2 | 183000_STR=20.39_EDG=AJ1-1 | 2 |

| | | | |
|-----------------|-----------------|------------------|--------------------|
| Model | CO_RM9_DPLT_600 | | |
| Creator | CHALEAMPHON | .BCP Name | INDEX_C3D_KITCHEN2 |
| Reviewer | | Order | H001601 |
| Approves | | Date | 06/03/2025 |

CO_RM9_DPLT_600-600X9X100

Colour


20.39=ML WARM ROVERE AJ1 (WOODRIFT)

Edge

01.257=1 AJ1



- K1L-160159960
- K1R-160159968
- K2R-160159976
- K7R-160159986
- K9L-160159996
- K10L-160160007
- K11R-160160021
- K12R-160160034
- K14L-160160062
- K15L-160160073
- K16R-160160085
- K18L-160160095
- K41L-160160107
- K43R-160160120
- K45L-160160128
- K45R-160160136
- K46L-160160144
- K47L-160160154
- K47R-160160164



| | | | |
|-----------------|-----------------|------------------|--------------------|
| Model | CO_RM9_DPLT_600 | | |
| Creator | CHALEAMPHON | .BCP Name | INDEX_C3D_KITCHEN2 |
| Reviewer | | Order | H001601 |
| Approves | | Date | 06/03/2025 |

| No. | Article No. | Description | Mat | Dimension | Cutting Size | Typepology | Skin |
|-----|--------------------|-------------|-------|-----------|----------------|----------------------------|------|
| 0 | CO_RM9_DPLT_600 | | | 600x100x9 | | | |
| | CO_RM9_DPLT_600-01 | LED BOTTOM | PB-SP | 9x100x600 | 9X98X598;L2:W2 | 183000_STR=20.39_EDG=AJ1-1 | 2 |

| | | | |
|-----------------|---------------|------------------|--------------------|
| Model | CO_RM9_DW72.5 | | |
| Creator | CHALEAMPHON | .BCP Name | INDEX_C3D_KITCHEN2 |
| Reviewer | | Order | H001711 |
| Approves | | Date | 15/05/2025 |

CO_RM9_DW72.5-725X300X400

Colour

05.96=ML.WHITE NORDIC ELM BS9 (MATT WOODGRAIN)

20.24=ML AE9V (PEARL)

03.11=PVC 0.15 WHITE SAND #DFS7T06 (MALT)

Edge

01.366=1 BS9


01.47=1 WHITE



K45L-160160128

K45R-160160136

K49R-160163076



| | | | |
|-----------------|------------|------------------|--------------------|
| Model | -CO RM9 | | |
| Creator | CHALEAMPON | .BCP Name | INDEX_C3D_KITCHEN2 |
| Reviewer | | Order | H001711 |
| Approves | | Date | 15/05/2025 |

