

Model	CO_RM9_DB50R		
Creator	CHALEAMPHON	.BCP Name	INDEX_C3D_KITCHEN2
Reviewer		Order	H001726
Approves		Date	21/05/2025

CO_RM9_DB50R-500X570X808

Colour

20.39=ML WARM ROVERE AJ1 (WOODRIFT)
20.44=ML WHITE VM1012/2610/2610 (PEAEL)
03.11=PVC 0.15 WHITE SAND #DFS7T06 (MALT)

Edge


01.257=1 AJ1
01.47=1 WHITE



K18L-160160095
K49R-160163076



Model	-CO_RM9		
Creator	CHALEAMPHON	.BCP Name	INDEX_C3D_KITCHEN2
Reviewer		Order	H001726
Approves		Date	21/05/2025



Model	CO_RM9_DBH602		
Creator	CHALEAMPHON	.BCP Name	INDEX_C3D_KITCHEN2
Reviewer		Order	H001647
Approves		Date	21/04/2025

CO_RM9_DBH602-600X570X808

Colour

20.39=ML WARM ROVERE AJ1 (WOODRIFT)
20.44=ML WHITE VM1012/2610/2610 (PEAEL)
03.11=PVC 0.15 WHITE SAND #DFS7T06 (MALT)
06.01=TEXTURE DEAD STOCK

Edge

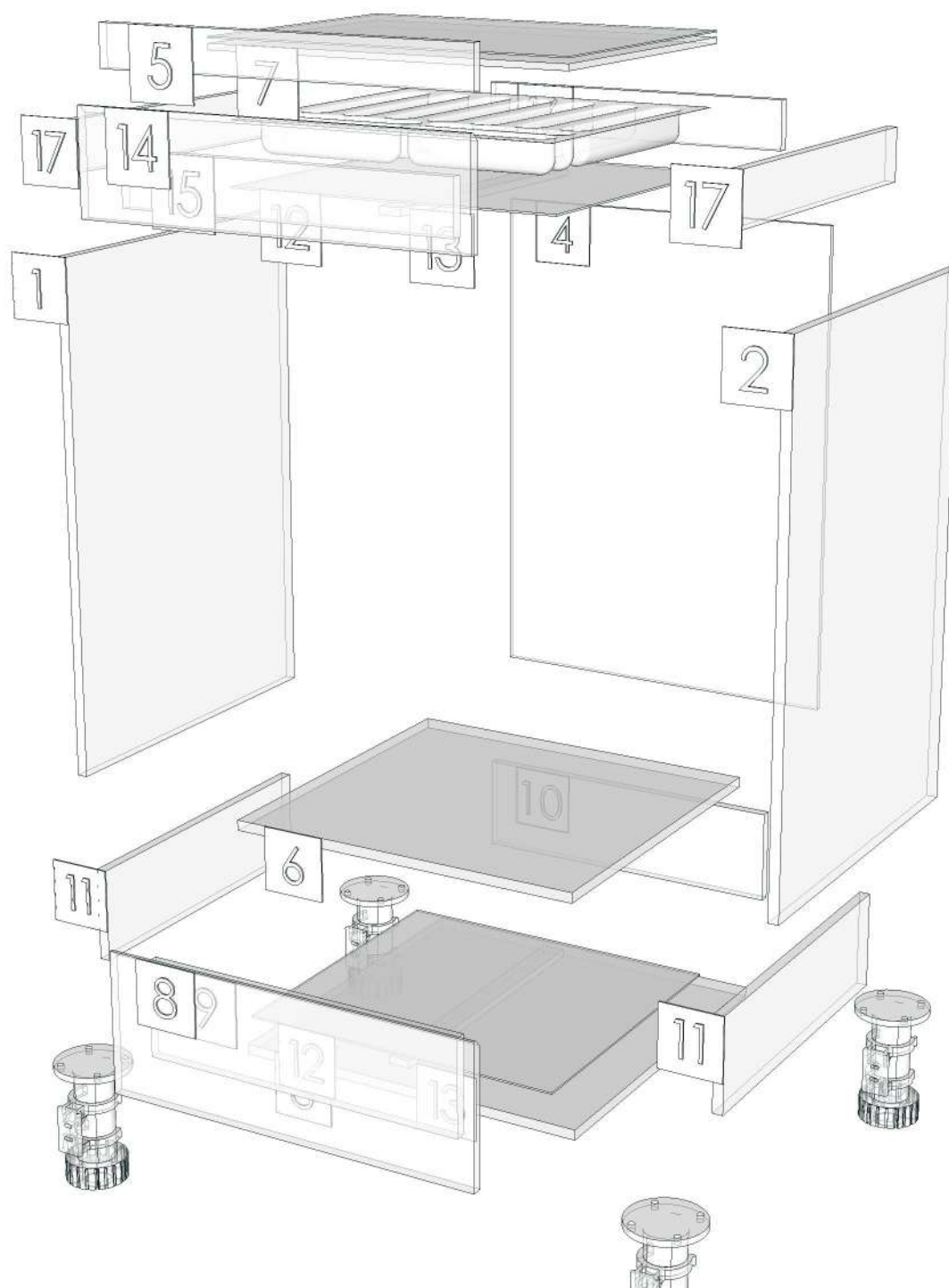
01.257=1 AJ1
01.47=1 WHITE



- K1L-160159960
- K1R-160159968
- K7R-160159986
- K9L-160159996
- K10L-160160007
- K11R-160160021
- K12R-160160034
- K13L-160160046
- K14L-160160062
- K18L-160160095
- K41L-160160107
- K43R-160160120
- K45L-160160128
- K45R-160160136
- K46L-160160144
- K47L-160160154
- K47R-160160164



Model	-CO_RM9		
Creator	CHALEAMPHON	.BCP Name	INDEX_C3D_KITCHEN2
Reviewer		Order	H001647
Approves		Date	21/04/2025



Model	CO_RM9_DBS60L(GR)		
Creator	CHALEAMPHON	.BCP Name	INDEX_C3D_KITCHEN2
Reviewer		Order	H001734
Approves		Date	24/05/2025

CO_RM9_DBS60L(GR)-600X570X808

Colour

20.39=ML WARM ROVERE AJ1 (WOODRIFT)
20.44=ML WHITE VM1012/2610/2610 (PEAEL)
03.11=PVC 0.15 WHITE SAND #DFS7T06 (MALT)

Edge

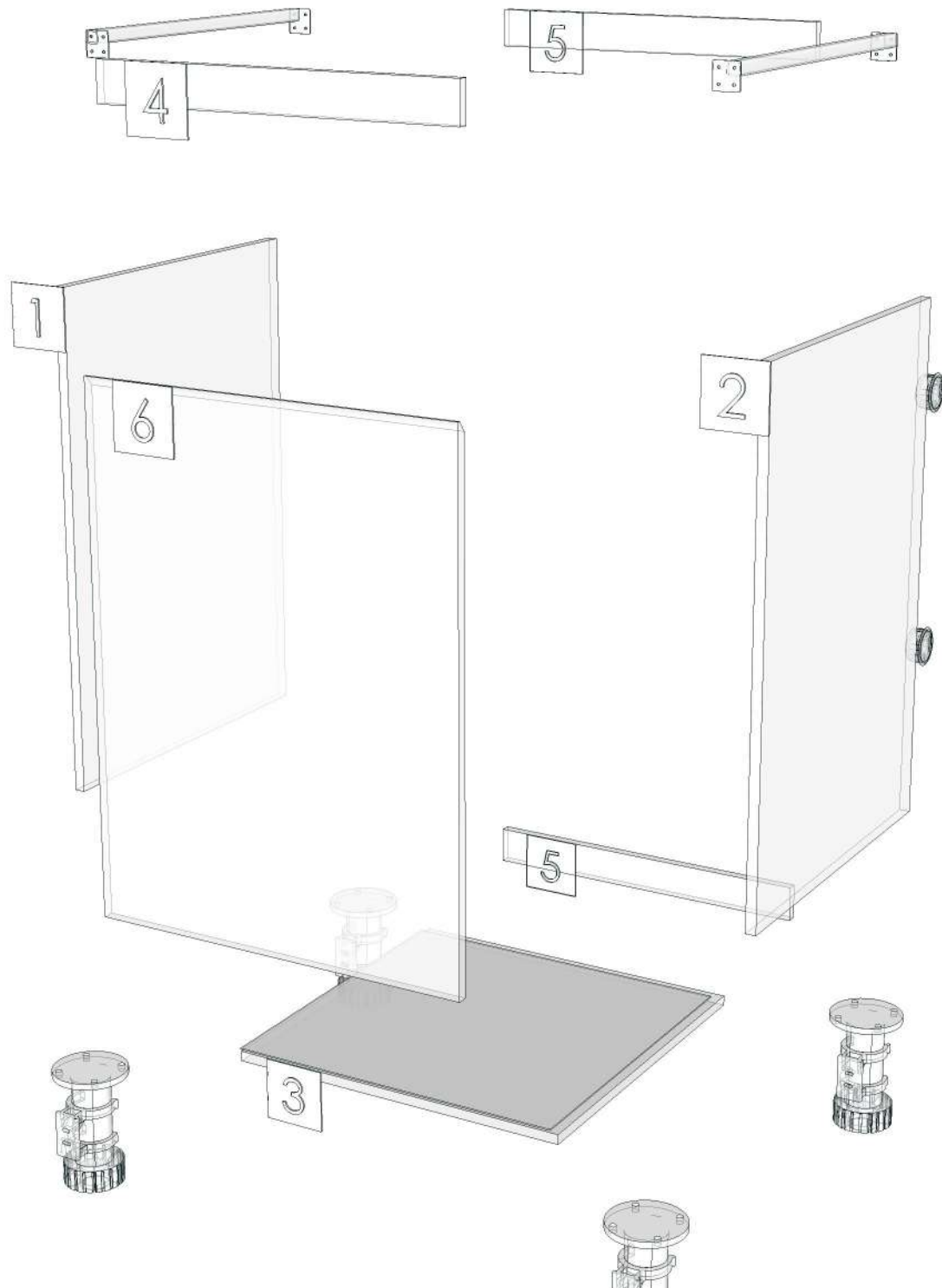
01.257=1 AJ1
01.47=1 WHITE



K15L-160160073
K18L-160160095



Model	-CO RM9		
Creator	CHALEAMPHON	.BCP Name	INDEX_C3D_KITCHEN2
Reviewer		Order	H001734
Approves		Date	24/05/2025



Model	CO_RM9_DFB		
Creator	CHALEAMPHON	.BCP Name	INDEX_C3D_KITCHEN2
Reviewer		Order	H001591
Approves		Date	06/03/2025

CO_RM9_DFB-150X570X808

Colour


20.39=ML WARM ROVERE AJ1 (WOODRIFT)

Edge

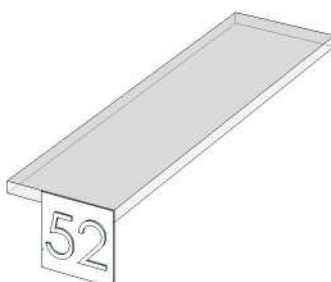

01.257=1 AJ1



- K2R-160159976
- K9L-160159996
- K10L-160160007
- K11R-160160021
- K16R-160160085
- K18L-160160095
- K41L-160160107



Model	-CO RM9		
Creator	CHALEAMPON	.BCP Name	INDEX_C3D_KITCHEN2
Reviewer		Order	H001591
Approves		Date	06/03/2025



Model	CO_RM9_DFCL_600AJ		
Creator	CHALEAMPHON	.BCP Name	INDEX_C3D_KITCHEN2
Reviewer		Order	H001754
Approves		Date	27/05/2025

CO_RM9_DFCL_600AJ-600X9X130

Colour


20.39=ML WARM ROVERE AJ1 (WOODRIFT)

Edge

01.257=1 AJ1



- K7R-160159986
- K11R-160160021
- K18L-160160095
- K46L-160160144
- K47L-160160154
- K47R-160160164



Model	CO_RM9_DFCL_600AJ		
Creator	CHALEAMPHON	.BCP Name	INDEX_C3D_KITCHEN2
Reviewer		Order	H001754
Approves		Date	27/05/2025

No.	Article No.	Description	Mat	Dimension	Cutting Size	Typepology	Skin
0	CO_RM9_DFCL_600AJ			600x130x9			
	CO_RM9_DFCL_600AJ-01	FILLER TOP	PB-SP	9x130x600	9X129X598;L1:W2	183000_STR=20.39_EDG=AJ1-1	2

Model	CO_RM9_DFCL_900AJ		
Creator	CHALEAMPHON	.BCP Name	INDEX_C3D_KITCHEN2
Reviewer		Order	H001757
Approves		Date	27/05/2025

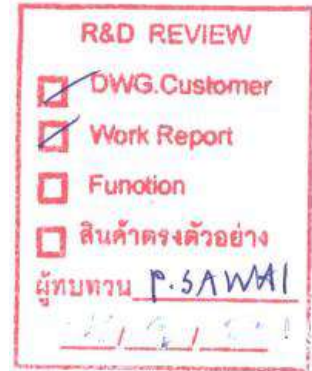
CO_RM9_DFCL_900AJ-900X9X130

Colour


20.39=ML WARM ROVERE AJ1 (WOODRIFT)

Edge

01.257=1 AJ1



K18L-160160095



Model	CO_RM9_DFCL_900AJ		
Creator	CHALEAMPHON	.BCP Name	INDEX_C3D_KITCHEN2
Reviewer		Order	H001757
Approves		Date	27/05/2025

No.	Article No.	Description	Mat	Dimension	Cutting Size	Typepology	Skin
0	CO_RM9_DFCL_900AJ			900x130x9			
	CO_RM9_DFCL_900AJ-02	FILLER TOP	PB-SP	9x130x900	9X129X899;L1:W1	183000_STR=20.39_EDG=AJ1-1	2

Model	CO_RM9_DFCL_1250		
Creator	CHALEAMPON	.BCP Name	INDEX_C3D_KITCHEN2
Reviewer		Order	H001759
Approves		Date	27/05/2025

CO_RM9_DFCL_1250-1250X9X130

Colour


05.96=ML.WHITE NORDIC ELM BS9 (MATT WOODGRAIN)

Edge

01.366=1 BS9



K18L-160160095



Model	CO_RM9_DFCL_1250		
Creator	CHALEAMPHON	.BCP Name	INDEX_C3D_KITCHEN2
Reviewer		Order	H001759
Approves		Date	27/05/2025

No.	Article No.	Description	Mat	Dimension	Cutting Size	Typepology	Skin
0	CO_RM9_DFCL_1250			1250x130x9			
	CO_RM9_DFCL_1250-02	FILLER TOP	PB-SP	9x130x1250	9X129X1248;L1:W2	183000_STR=05.96_EDG=BS9-1	2

Model	CO_RM9_DFCL_300		
Creator	CHALEAMPON	.BCP Name	INDEX_C3D_KITCHEN2
Reviewer		Order	H001597
Approves		Date	06/03/2025

CO_RM9_DFCL_300-300X9X130

Colour


05.96=ML.WHITE NORDIC ELM BS9 (MATT WOODGRAIN)

Edge

01.366=1 BS9



- K1L-160159960
- K1R-160159968
- K9L-160159996
- K18L-160160095
- K41L-160160107
- K43R-160160120
- K45L-160160128
- K45R-160160136



Model	CO_RM9_DFCL_300		
Creator	CHALEAMPHON	.BCP Name	INDEX_C3D_KITCHEN2
Reviewer		Order	H001597
Approves		Date	06/03/2025

No.	Article No.	Description	Mat	Dimension	Cutting Size	Typepology	Skin
0	CO_RM9_DFCL_300			300x130x9			
	CO_RM9_DFCL_300-01	FILLER TOP	PB-SP	9x130x300	9X129X299;L1:W1	183000_STR=05.96_EDG=BS9-1	2

Model	CO_RM9_DFL		
Creator	CHALEAMPON	.BCP Name	INDEX_C3D_KITCHEN2
Reviewer		Order	H001657
Approves		Date	25/04/2025

CO_RM9_DFL-150X300X700

Colour

05.96=ML.WHITE NORDIC ELM BS9 (MATT WOODGRAIN)

Edge

01.366=1 BS9





K9L-160159996

K18L-160160095

K41L-160160107



Model	-CO RM9		
Creator	CHALEAMPON	.BCP Name	INDEX_C3D_KITCHEN2
Reviewer		Order	H001657
Approves		Date	25/04/2025



Model	CO_RM9_DFLR_650		
Creator	CHALEAMPON	.BCP Name	INDEX_C3D_KITCHEN2
Reviewer		Order	H001590
Approves		Date	06/03/2025

CO_RM9_DFLR_650-650X570X908

Colour

20.39=ML WARM ROVERE AJ1 (WOODRIFT)

Edge

01.257=1 AJ1



K2R-160159976

K14L-160160062

K15L-160160073

K16R-160160085

K18L-160160095



Model	-CO RM9		
Creator	CHALEAMPON	.BCP Name	INDEX_C3D_KITCHEN2
Reviewer		Order	H001590
Approves		Date	06/03/2025



Model	CO_RM9_DL50R		
Creator	CHALEAMPHON	.BCP Name	INDEX_C3D_KITCHEN2
Reviewer		Order	H001681
Approves		Date	06/05/2025

CO_RM9_DL50R-500X300X700

Colour

05.96=ML.WHITE NORDIC ELM BS9 (MATT WOODGRAIN)

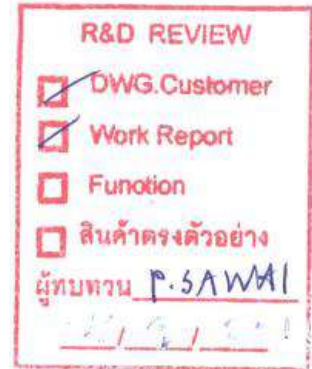
20.44=ML WHITE VM1012/2610/2610 (PEAEL)

03.11=PVC 0.15 WHITE SAND #DFS7T06 (MALT)

Edge

01.366=1 BS9

01.47=1 WHITE

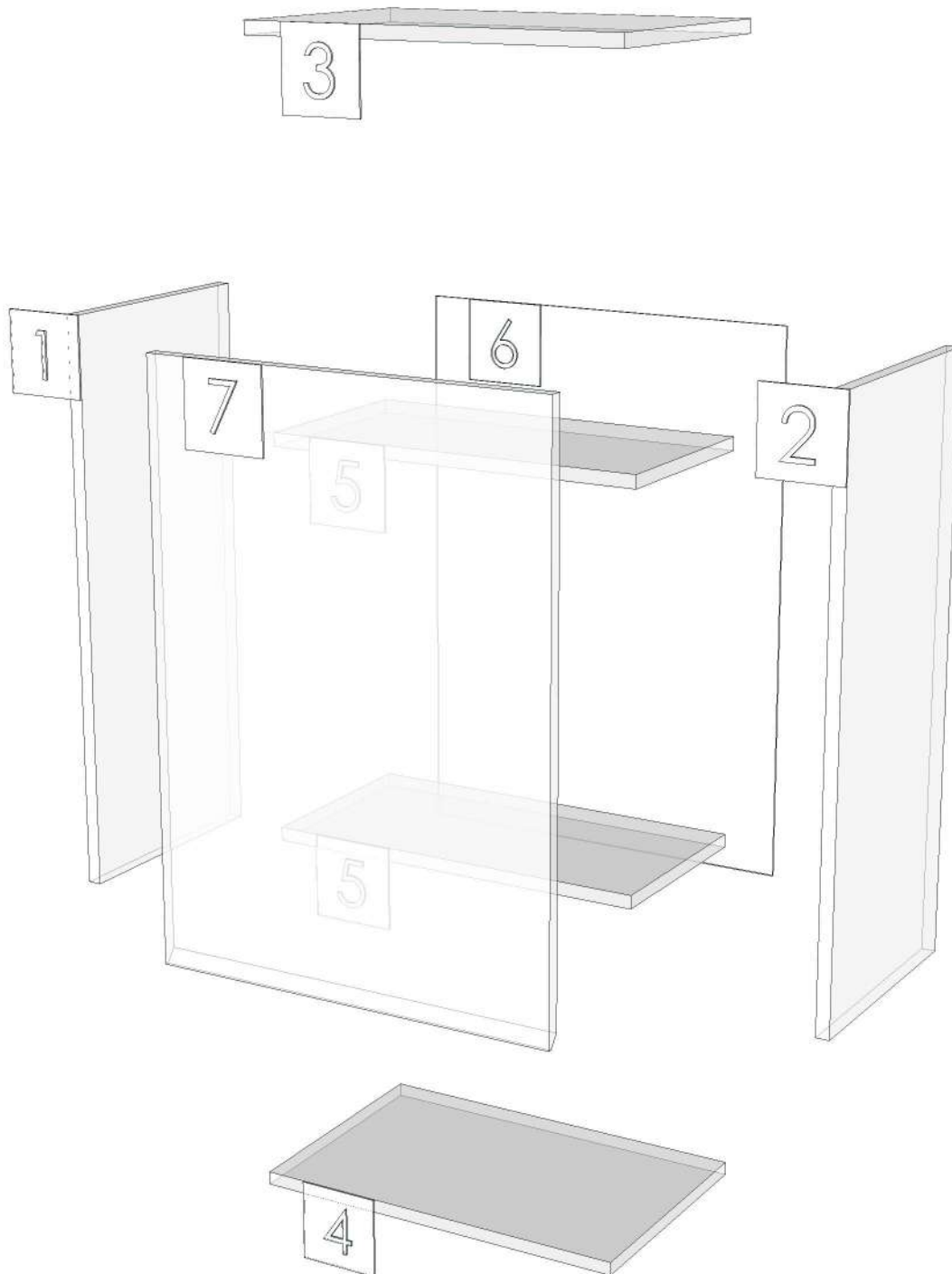


K18L-160160095

K49R-160163076



Model	-CO RM9		
Creator	CHALEAMPHON	.BCP Name	INDEX_C3D_KITCHEN2
Reviewer		Order	H001681
Approves		Date	06/05/2025



Model	CO_RM9_DL60(HF)L		
Creator	CHALEAMPON	.BCP Name	INDEX_C3D_KITCHEN2
Reviewer		Order	H001699
Approves		Date	08/05/2025

CO_RM9_DL60(HF)L-600X300X660

Colour

05.96=ML.WHITE NORDIC ELM BS9 (MATT WOODGRAIN)

20.44=ML WHITE VM1012/2610/2610 (PEAEL)

03.11=PVC 0.15 WHITE SAND #DFS7T06 (MALT)

Edge

01.366=1 BS9

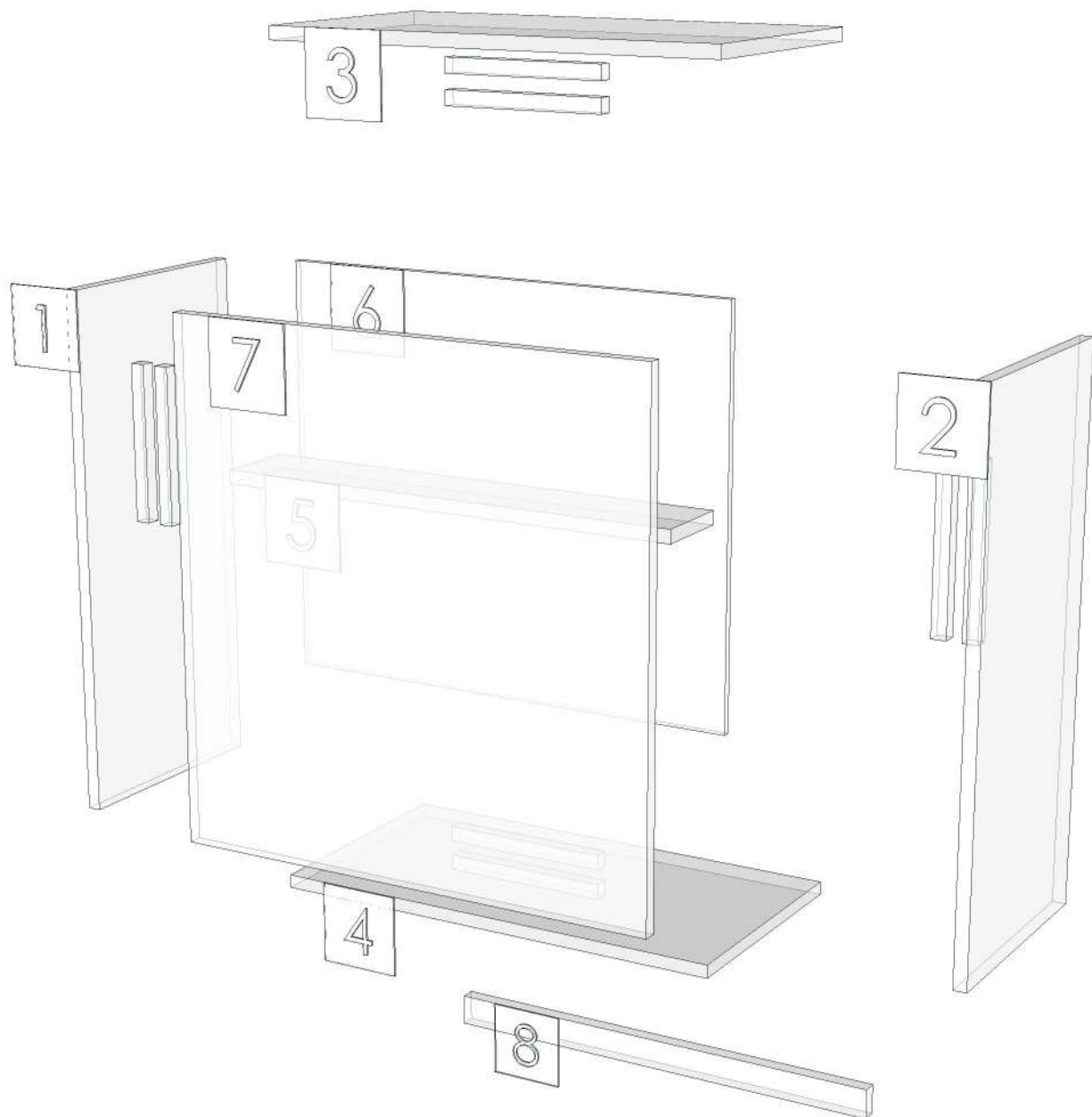
01.47=1 WHITE



- K18L-160160095
- K41L-160160107
- K42R-160163061
- K49L-160163076
- K4R-1601
- K30L-1601
- K33R-1601
- K34L-1601
- K37R-1601
- K40R-1601
- K56R-1601



Model	-CO RM9		
Creator	CHALEAMPON	.BCP Name	INDEX_C3D_KITCHEN2
Reviewer		Order	H001699
Approves		Date	08/05/2025



Model	CO_RM9_DL60L		
Creator	CHALEAMPHON	.BCP Name	INDEX_C3D_KITCHEN2
Reviewer		Order	H001589
Approves		Date	05/03/2025

CO_RM9_DL60L-600X300X700

Colour

05.96=ML.WHITE NORDIC ELM BS9 (MATT WOODGRAIN)

20.44=ML WHITE VM1012/2610/2610 (PEAEL)

03.11=PVC 0.15 WHITE SAND #DFS7T06 (MALT)

Edge

01.366=1 BS9

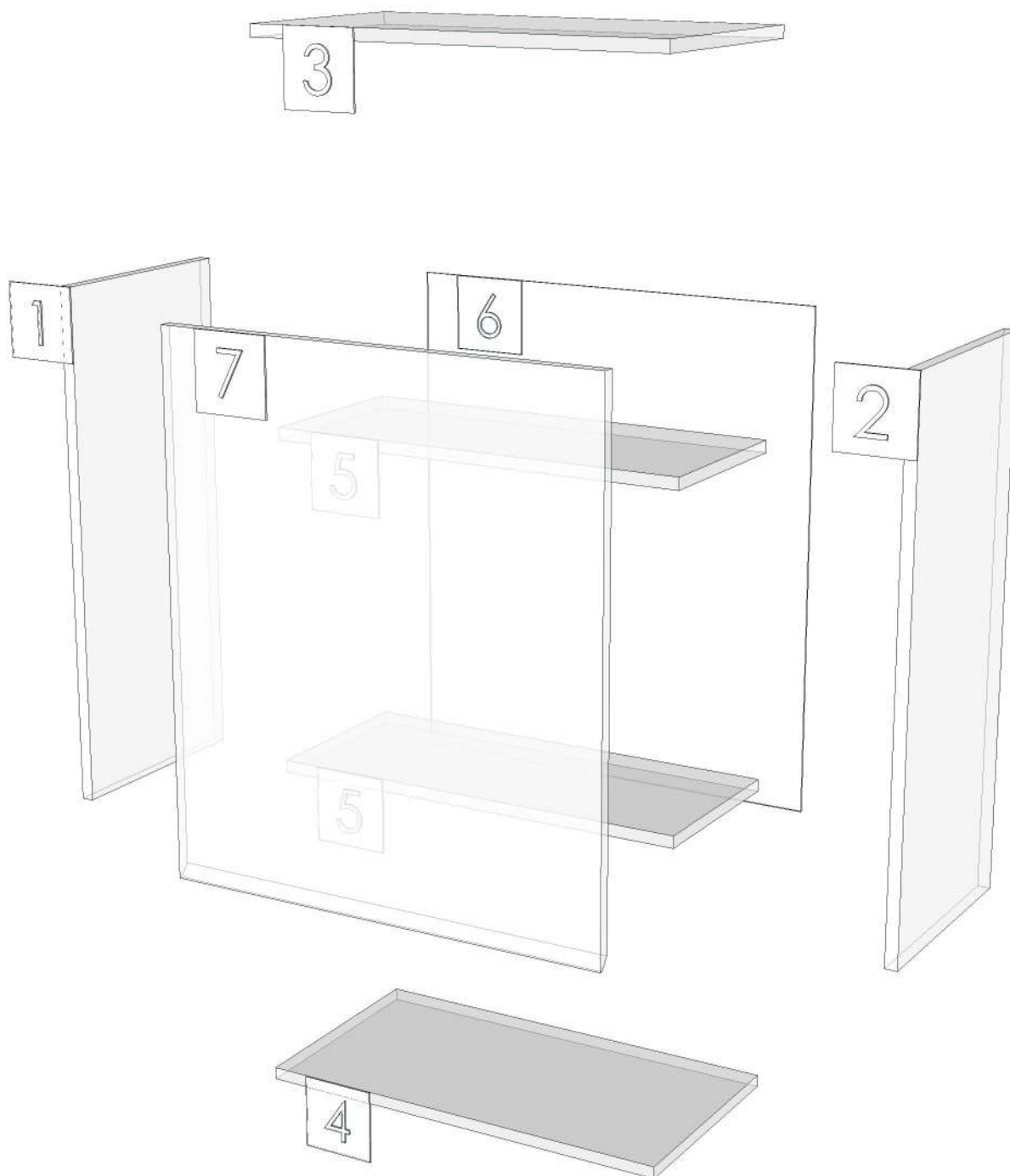
01.47=1 WHITE



- K1L-160159960
- K10L-160160007
- K14L-160160062
- K18L-160160095
- K41L-160160107
- K45L-160160128
- K50L-160163093
- K4R-1601
- K5L-1601
- K20L-1601
- K23L-1601
- K30L-1601
- K34L-1601
- K37R-1601
- K51L-1601
- K53R-1601



Model	-CO RM9		
Creator	CHALEAMPON	.BCP Name	INDEX_C3D_KITCHEN2
Reviewer		Order	H001589
Approves		Date	05/03/2025



Model	CO_RM9_DL65		
Creator	CHALEAMPHON	.BCP Name	INDEX_C3D_KITCHEN2
Reviewer		Order	H001685
Approves		Date	07/05/2025

CO_RM9_DL65-650X300X700

Colour

05.96=ML.WHITE NORDIC ELM BS9 (MATT WOODGRAIN)

20.44=ML WHITE VM1012/2610/2610 (PEAEL)

03.11=PVC 0.15 WHITE SAND #DFS7T06 (MALT)

Edge

01.366=1 BS9

01.47=1 WHITE




K18L-160160095


K46L-160160144

K4R-1601

K20L-1601



Model	-CO RM9		
Creator	CHALEAMPON	.BCP Name	INDEX_C3D_KITCHEN2
Reviewer		Order	H001685
Approves		Date	07/05/2025



Model	CO_RM9_DPLT_1300		
Creator	CHALEAMPON	.BCP Name	INDEX_C3D_KITCHEN2
Reviewer		Order	H001771
Approves		Date	28/05/2025

CO_RM9_DPLT_1300-1300X9X100

Colour

20.39=ML WARM ROVERE AJ1 (WOODRIFT)


Edge

01.257=1 AJ1



K10L-160160007

K18L-160160095



Model	CO_RM9_DPLT_1300		
Creator	CHALEAMPON	.BCP Name	INDEX_C3D_KITCHEN2
Reviewer		Order	H001771
Approves		Date	28/05/2025

No.	Article No.	Description	Mat	Dimension	Cutting Size	Typepology	Skin
0	CO_RM9_DPLT_1300			1300x100x9			
	CO_RM9_DPLT_1300-02	LED BOTTOM	PB-SP	9x100x1300	9X98X1299;L2:W1	183000_STR=20.39_EDG=AJ1-1	2

Model	CO_RM9_DPLT_600		
Creator	CHALEAMPHON	.BCP Name	INDEX_C3D_KITCHEN2
Reviewer		Order	H001601
Approves		Date	06/03/2025

CO_RM9_DPLT_600-600X9X100

Colour


20.39=ML WARM ROVERE AJ1 (WOODRIFT)

Edge

01.257=1 AJ1



- K1L-160159960
- K1R-160159968
- K2R-160159976
- K7R-160159986
- K9L-160159996
- K10L-160160007
- K11R-160160021
- K12R-160160034
- K14L-160160062
- K15L-160160073
- K16R-160160085
- K18L-160160095
- K41L-160160107
- K43R-160160120
- K45L-160160128
- K45R-160160136
- K46L-160160144
- K47L-160160154
- K47R-160160164



Model	CO_RM9_DPLT_600		
Creator	CHALEAMPON	.BCP Name	INDEX_C3D_KITCHEN2
Reviewer		Order	H001601
Approves		Date	06/03/2025

No.	Article No.	Description	Mat	Dimension	Cutting Size	Typepology	Skin
0	CO_RM9_DPLT_600			600x100x9			
	CO_RM9_DPLT_600-01	LED BOTTOM	PB-SP	9x100x600	9X98X598;L2:W2	183000_STR=20.39_EDG=AJ1-1	2

Model	CO_RM9_DW75(AJ)		
Creator	CHALEAMPHON	.BCP Name	INDEX_C3D_KITCHEN2
Reviewer		Order	H001716
Approves		Date	15/05/2025

CO_RM9_DW75(AJ)-750X600X400

Colour

05.96=ML.WHITE NORDIC ELM BS9 (MATT WOODGRAIN)

20.39=ML WARM ROVERE AJ1 (WOODRIFT)

03.11=PVC 0.15 WHITE SAND #DFS7T06 (MALT)

Edge

01.366=1 BS9

01.257=1 AJ1



K18L-160160095



Model	-CO RM9		
Creator	CHALEAMPHON	.BCP Name	INDEX_C3D_KITCHEN2
Reviewer		Order	H001716
Approves		Date	15/05/2025

