

Model	CO_RM9_DBH602		
Creator	CHALEAMPHON	.BCP Name	INDEX_C3D_KITCHEN2
Reviewer		Order	H001647
Approves		Date	21/04/2025

CO_RM9_DBH602-600X570X808

Colour

20.39=ML WARM ROVERE AJ1 (WOODRIFT)
20.44=ML WHITE VM1012/2610/2610 (PEAEL)
03.11=PVC 0.15 WHITE SAND #DFS7T06 (MALT)
06.01=TEXTURE DEAD STOCK

Edge

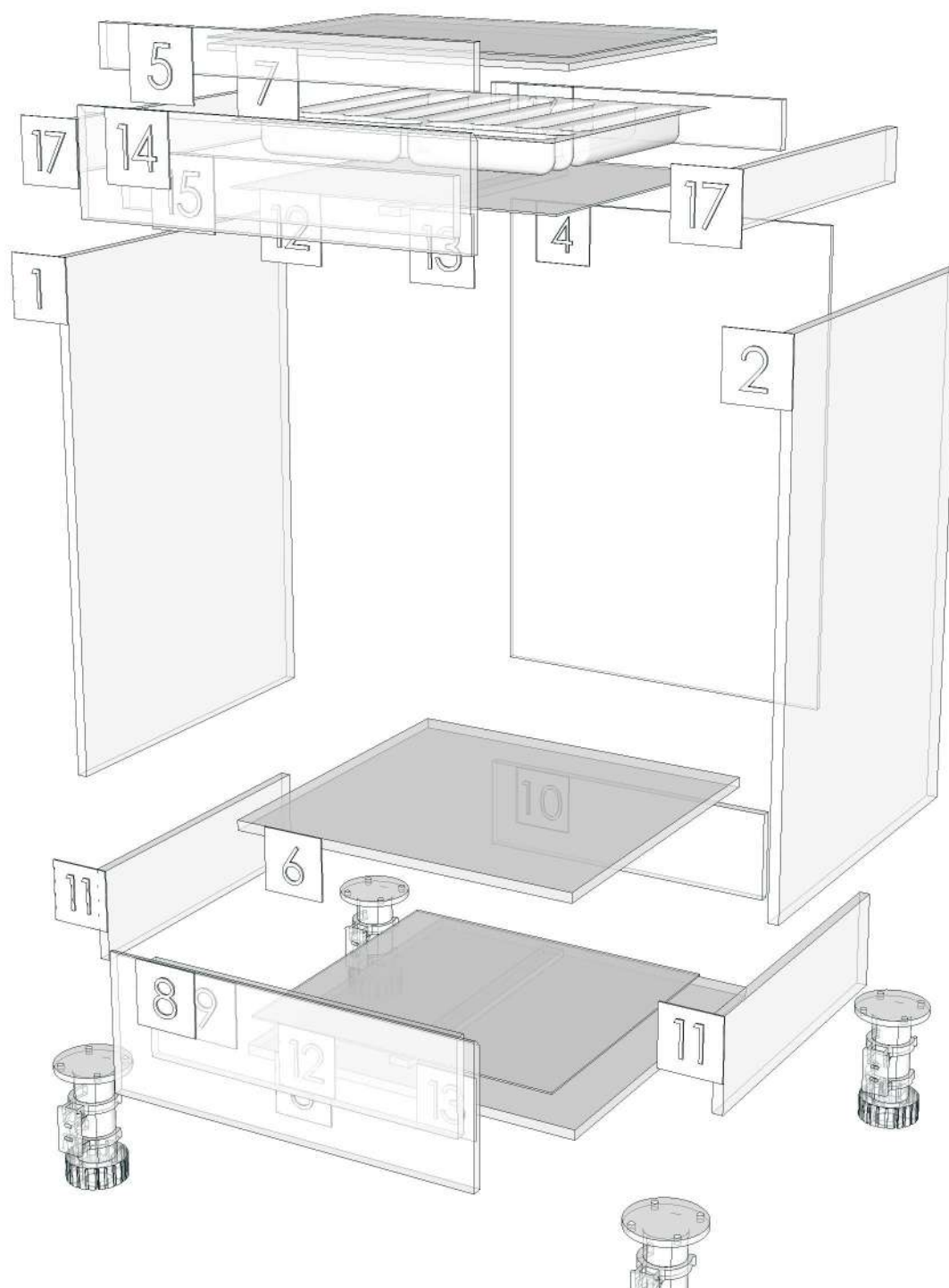
01.257=1 AJ1
01.47=1 WHITE



- K1L-160159960
- K1R-160159968
- K7R-160159986
- K9L-160159996
- K10L-160160007
- K11R-160160021
- K12R-160160034
- K13L-160160046
- K14L-160160062
- K18L-160160095
- K41L-160160107
- K43R-160160120
- K45L-160160128
- K45R-160160136
- K46L-160160144
- K47L-160160154
- K47R-160160164



Model	-CO_RM9		
Creator	CHALEAMPHON	.BCP Name	INDEX_C3D_KITCHEN2
Reviewer		Order	H001647
Approves		Date	21/04/2025



Model	CO_RM9_DBS54.5L(GR)		
Creator	CHALEAMPHON	.BCP Name	INDEX_C3D_KITCHEN2
Reviewer		Order	H001731
Approves		Date	24/05/2025

CO_RM9_DBS54.5L(GR)-545X570X808

Colour

20.39=ML WARM ROVERE AJ1 (WOODRIFT)
20.44=ML WHITE VM1012/2610/2610 (PEAEL)
03.11=PVC 0.15 WHITE SAND #DFS7T06 (MALT)

Edge

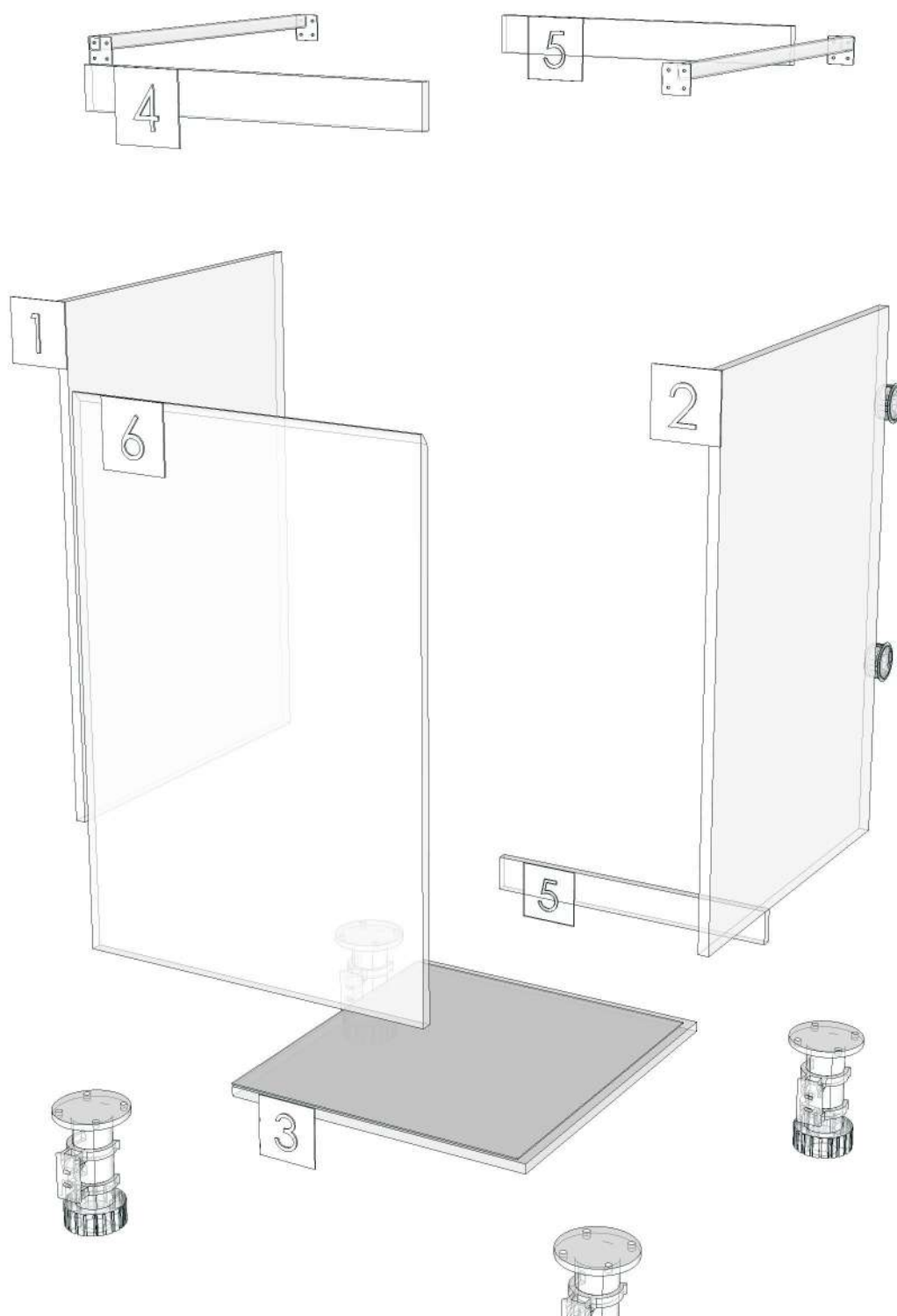
01.257=1 AJ1
01.47=1 WHITE



K14L-160160062



Model	-CO RM9		
Creator	CHALEAMPHON	.BCP Name	INDEX_C3D_KITCHEN2
Reviewer		Order	H001731
Approves		Date	24/05/2025



Model	CO_RM9_DFCL_1000AJ		
Creator	CHALEAMPON	.BCP Name	INDEX_C3D_KITCHEN2
Reviewer		Order	H001741
Approves		Date	27/05/2025

CO_RM9_DFCL_1000AJ-1000X9X130

Colour


20.39=ML WARM ROVERE AJ1 (WOODRIFT)

Edge

01.257=1 AJ1



K14L-160160062
K46L-160160144
K47L-160160154
K47R-160160164



Model	CO_RM9_DFCL_1000AJ		
Creator	CHALEAMPHON	.BCP Name	INDEX_C3D_KITCHEN2
Reviewer		Order	H001741
Approves		Date	27/05/2025

No.	Article No.	Description	Mat	Dimension	Cutting Size	Typepology	Skin
0	CO_RM9_DFCL_1000AJ			1000x130x9			
	CO_RM9_DFCL_1000AJ-01	FILLER TOP	PB-SP	9x130x1000	9X129X998;L1:W2	183000_STR=20.39_EDG=AJ1-1	2

Model	CO_RM9_DFCL_2300AJ		
Creator	CHALEAMPON	.BCP Name	INDEX_C3D_KITCHEN2
Reviewer		Order	H001749
Approves		Date	27/05/2025

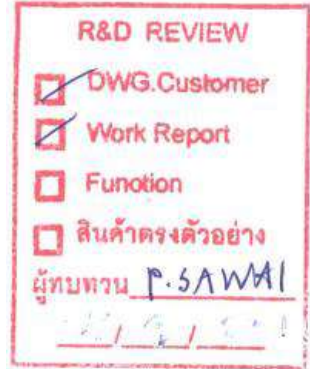
CO_RM9_DFCL_2300AJ-2300X9X130

Colour

20.39=ML WARM ROVERE AJ1 (WOODRIFT)


Edge

01.257=1 AJ1



K11R-160160021

K14L-160160062



Model	CO_RM9_DFCL_2300AJ		
Creator	CHALEAMPHON	.BCP Name	INDEX_C3D_KITCHEN2
Reviewer		Order	H001749
Approves		Date	27/05/2025

No.	Article No.	Description	Mat	Dimension	Cutting Size	Typepology	Skin
0	CO_RM9_DFCL_2300AJ			2300x130x9			
	CO_RM9_DFCL_2300AJ-02	FILLER TOP	PB-SP	9x130x2300	9X129X2299;L1:W1	183000_STR=20.39_EDG=AJ1-1	2

Model	CO_RM9_DFCL_300AJ		
Creator	CHALEAMPON	.BCP Name	INDEX_C3D_KITCHEN2
Reviewer		Order	H001751
Approves		Date	27/05/2025

CO_RM9_DFCL_300AJ-300X9X130

Colour


20.39=ML WARM ROVERE AJ1 (WOODRIFT)

Edge

01.257=1 AJ1



- K7R-160159986
- K10L-160160007
- K12R-160160034
- K13L-160160046
- K14L-160160062
- K46L-160160144
- K47L-160160154
- K47R-160160164



Model	CO_RM9_DFCL_300AJ		
Creator	CHALEAMPHON	.BCP Name	INDEX_C3D_KITCHEN2
Reviewer		Order	H001751
Approves		Date	27/05/2025

No.	Article No.	Description	Mat	Dimension	Cutting Size	Typepology	Skin
0	CO_RM9_DFCL_300AJ			300x130x9			
	CO_RM9_DFCL_300AJ-01	FILLER TOP	PB-SP	9x130x300	9X129X298;L1:W2	183000_STR=20.39_EDG=AJ1-1	2

Model	CO_RM9_DFLR_650		
Creator	CHALEAMPON	.BCP Name	INDEX_C3D_KITCHEN2
Reviewer		Order	H001590
Approves		Date	06/03/2025

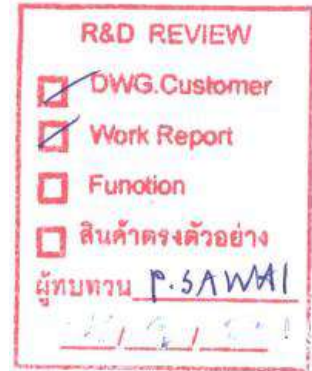
CO_RM9_DFLR_650-650X570X908

Colour

20.39=ML WARM ROVERE AJ1 (WOODRIFT)

Edge

01.257=1 AJ1



K2R-160159976

K14L-160160062

K15L-160160073

K16R-160160085

K18L-160160095



Model	-CO RM9		
Creator	CHALEAMPON	.BCP Name	INDEX_C3D_KITCHEN2
Reviewer		Order	H001590
Approves		Date	06/03/2025



Model	CO_RM9_DL60HR		
Creator	CHALEAMPHON	.BCP Name	INDEX_C3D_KITCHEN2
Reviewer		Order	H001588
Approves		Date	05/03/2025

CO_RM9_DL60HR-600X300X660

Colour

05.96=ML.WHITE NORDIC ELM BS9 (MATT WOODGRAIN)
20.44=ML WHITE VM1012/2610/2610 (PEAEL)
03.11=PVC 0.15 WHITE SAND #DFS7T06 (MALT)

Edge

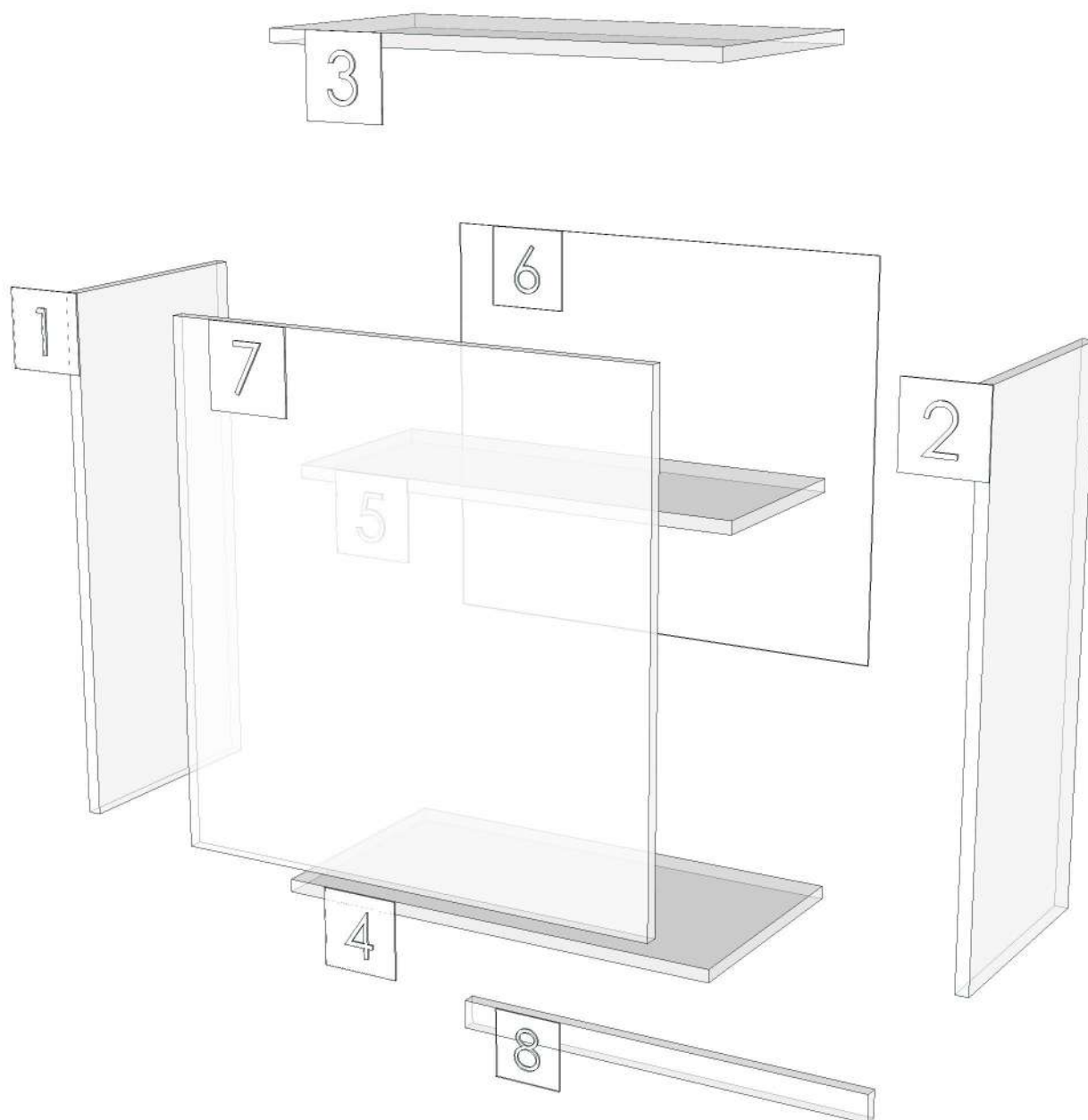
01.366=1 BS9
01.47=1 WHITE



- K1L-160159960
- K9L-160159996
- K10L-160160007
- K13L-160160046
- K14L-160160062
- K15L-160160073
- K45L-160160128
- K46L-160160144
- K47L-160160154
- K5L-1601
- K23L-1601
- K38L-1601
- K39L-1601
- K54L-1601



Model	-CO RM9		
Creator	CHALEAMPON	.BCP Name	INDEX_C3D_KITCHEN2
Reviewer		Order	H001588
Approves		Date	05/03/2025



Model	CO_RM9_DL60L		
Creator	CHALEAMPHON	.BCP Name	INDEX_C3D_KITCHEN2
Reviewer		Order	H001589
Approves		Date	05/03/2025

CO_RM9_DL60L-600X300X700

Colour

05.96=ML.WHITE NORDIC ELM BS9 (MATT WOODGRAIN)
20.44=ML WHITE VM1012/2610/2610 (PEAEL)
03.11=PVC 0.15 WHITE SAND #DFS7T06 (MALT)

Edge

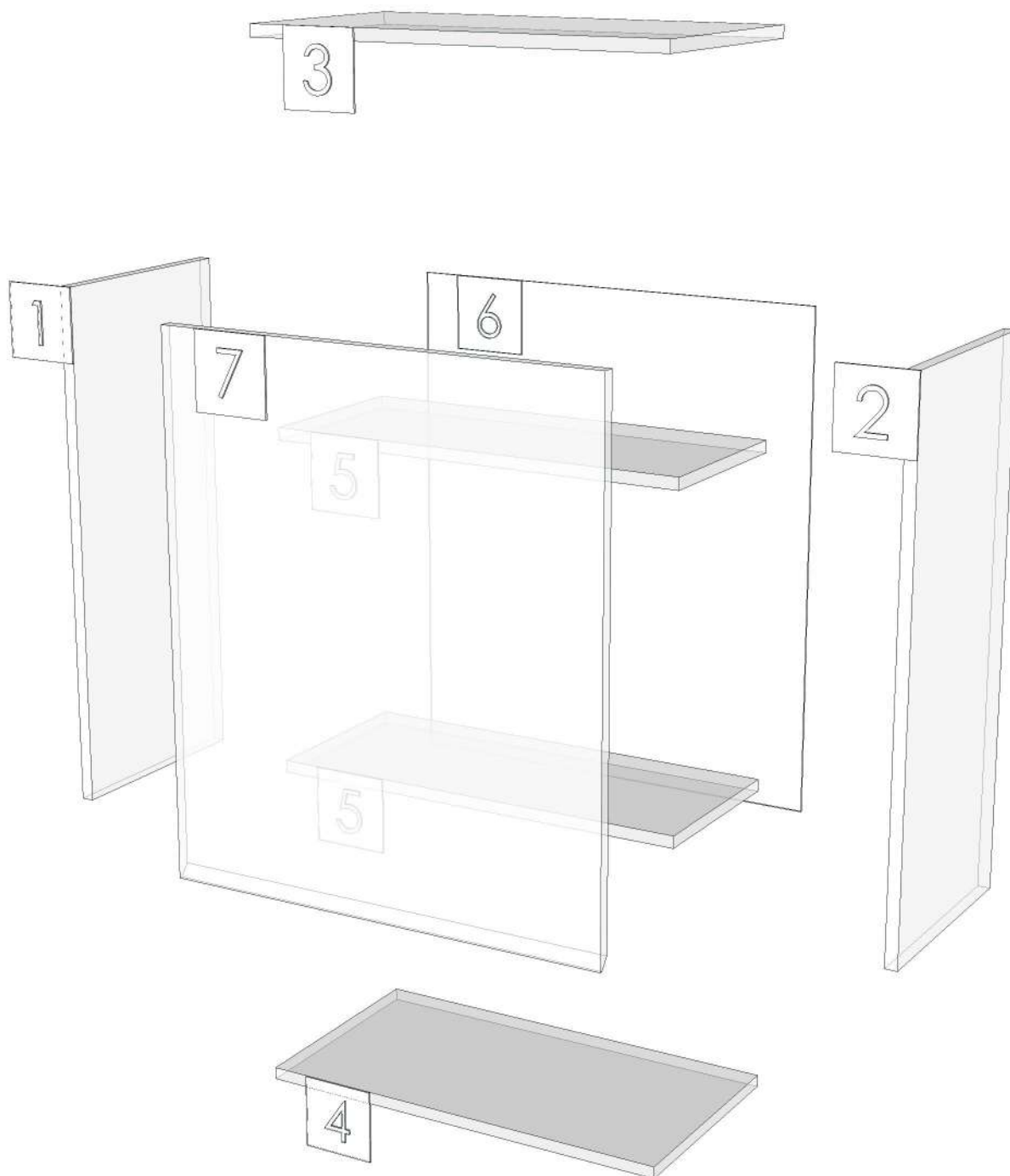
01.366=1 BS9
01.47=1 WHITE



- K1L-160159960
- K10L-160160007
- K14L-160160062
- K18L-160160095
- K41L-160160107
- K45L-160160128
- K50L-160163093
- K4R-1601
- K5L-1601
- K20L-1601
- K23L-1601
- K30L-1601
- K34L-1601
- K37R-1601
- K51L-1601
- K53R-1601



Model	-CO RM9		
Creator	CHALEAMPON	.BCP Name	INDEX_C3D_KITCHEN2
Reviewer		Order	H001589
Approves		Date	05/03/2025



Model	CO_RM9_DL60R		
Creator	CHALEAMPHON	.BCP Name	INDEX_C3D_KITCHEN2
Reviewer		Order	H001650
Approves		Date	23/04/2025

CO_RM9_DL60R-600X300X700

Colour

05.96=ML.WHITE NORDIC ELM BS9 (MATT WOODGRAIN)
20.44=ML WHITE VM1012/2610/2610 (PEAEL)
03.11=PVC 0.15 WHITE SAND #DFS7T06 (MALT)

Edge

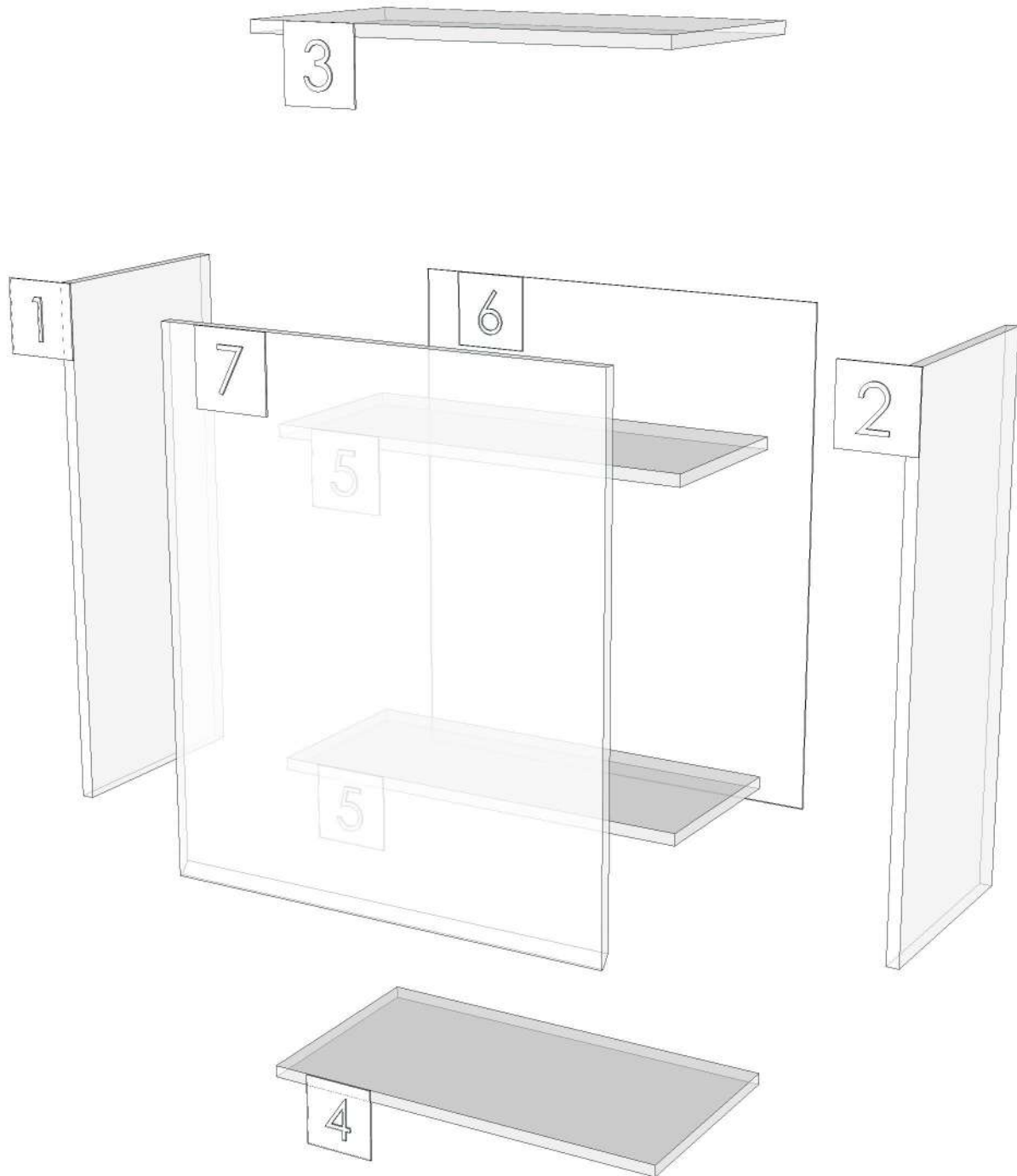
01.366=1 BS9
01.47=1 WHITE



- K1R-160159968
- K11L-160160021
- K12R-160160034
- K14L-160160062
- K43R-160160120
- K45R-160160136
- K42R-160163061
- K49R-160163076
- K20L-1601
- K23R-1601
- K36R-1601
- K37R-1601
- K40R-1601
- K48R-1601
- K56R-1601



Model	-CO RM9		
Creator	CHALEAMPON	.BCP Name	INDEX_C3D_KITCHEN2
Reviewer		Order	H001650
Approves		Date	23/04/2025



Model	CO_RM9_DPLT_317		
Creator	CHALEAMPHON	.BCP Name	INDEX_C3D_KITCHEN2
Reviewer		Order	H001775
Approves		Date	28/05/2025

No.	Article No.	Description	Mat	Dimension	Cutting Size	Typepology	Skin
0	CO_RM9_DPLT_317			317x100x9			
	CO_RM9_DPLT_317-01	LED BOTTOM	PB-SP	9x100x317	9X98X315;L2:W2	183000_STR=20.39_EDG=AJ1-1	2

Model	CO_RM9_DPLT_545		
Creator	CHALEAMPHON	.BCP Name	INDEX_C3D_KITCHEN2
Reviewer		Order	H001778
Approves		Date	29/05/2025

CO_RM9_DPLT_545-545X9X100

Colour


20.39=ML WARM ROVERE AJ1 (WOODRIFT)

Edge

01.257=1 AJ1



K14L-160160062



Model	CO_RM9_DPLT_545		
Creator	CHALEAMPHON	.BCP Name	INDEX_C3D_KITCHEN2
Reviewer		Order	H001778
Approves		Date	29/05/2025

No.	Article No.	Description	Mat	Dimension	Cutting Size	Typepology	Skin
0	CO_RM9_DPLT_545			545x100x9			
	CO_RM9_DPLT_545-01	LED BOTTOM	PB-SP	9x100x545	9X98X543;L2:W2	183000_STR=20.39_EDG=AJ1-1	2

Model	CO_RM9_DPLT_600		
Creator	CHALEAMPHON	.BCP Name	INDEX_C3D_KITCHEN2
Reviewer		Order	H001601
Approves		Date	06/03/2025

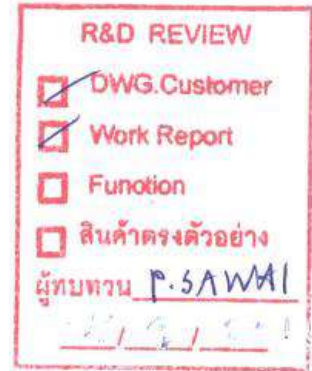
CO_RM9_DPLT_600-600X9X100

Colour


20.39=ML WARM ROVERE AJ1 (WOODRIFT)

Edge

01.257=1 AJ1



- K1L-160159960
- K1R-160159968
- K2R-160159976
- K7R-160159986
- K9L-160159996
- K10L-160160007
- K11R-160160021
- K12R-160160034
- K14L-160160062
- K15L-160160073
- K16R-160160085
- K18L-160160095
- K41L-160160107
- K43R-160160120
- K45L-160160128
- K45R-160160136
- K46L-160160144
- K47L-160160154
- K47R-160160164



Model	CO_RM9_DPLT_600		
Creator	CHALEAMPON	.BCP Name	INDEX_C3D_KITCHEN2
Reviewer		Order	H001601
Approves		Date	06/03/2025

No.	Article No.	Description	Mat	Dimension	Cutting Size	Typepology	Skin
0	CO_RM9_DPLT_600			600x100x9			
	CO_RM9_DPLT_600-01	LED BOTTOM	PB-SP	9x100x600	9X98X598;L2:W2	183000_STR=20.39_EDG=AJ1-1	2

Model	CO_RM9_DT35(C)R		
Creator	CHALEAMPON	.BCP Name	INDEX_C3D_KITCHEN2
Reviewer		Order	H001720
Approves		Date	19/05/2025

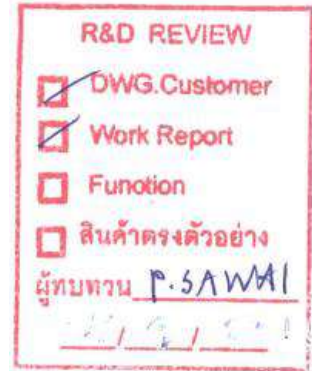
CO_RM9_DT35(C)R-350X300X2220

Colour

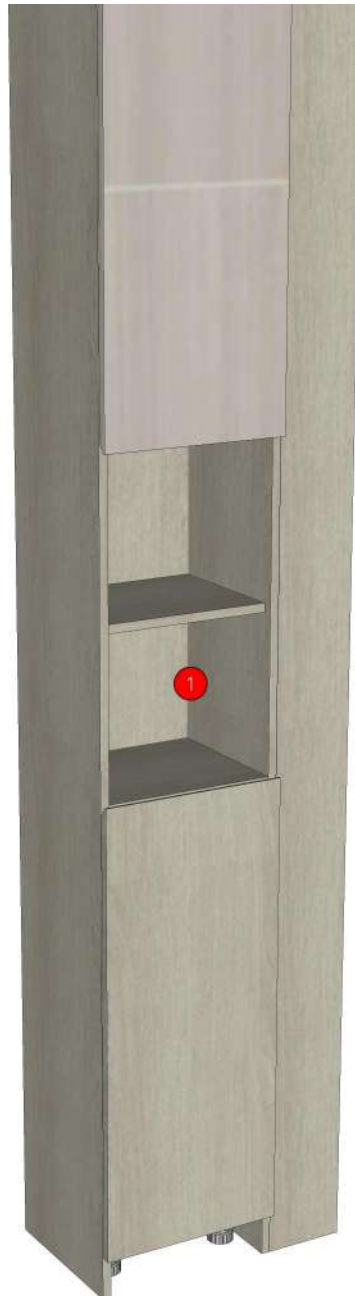
- 20.39=ML WARM ROVERE AJ1 (WOODRIFT)
- 05.96=ML.WHITЕ NORDIC ELM BS9 (MATT WOODGRAIN)
- 20.44=ML WHITE VM1012/2610/2610 (PEAEL)
- 03.11=PVC 0.15 WHITE SAND #DFS7T06 (MALT)

Edge

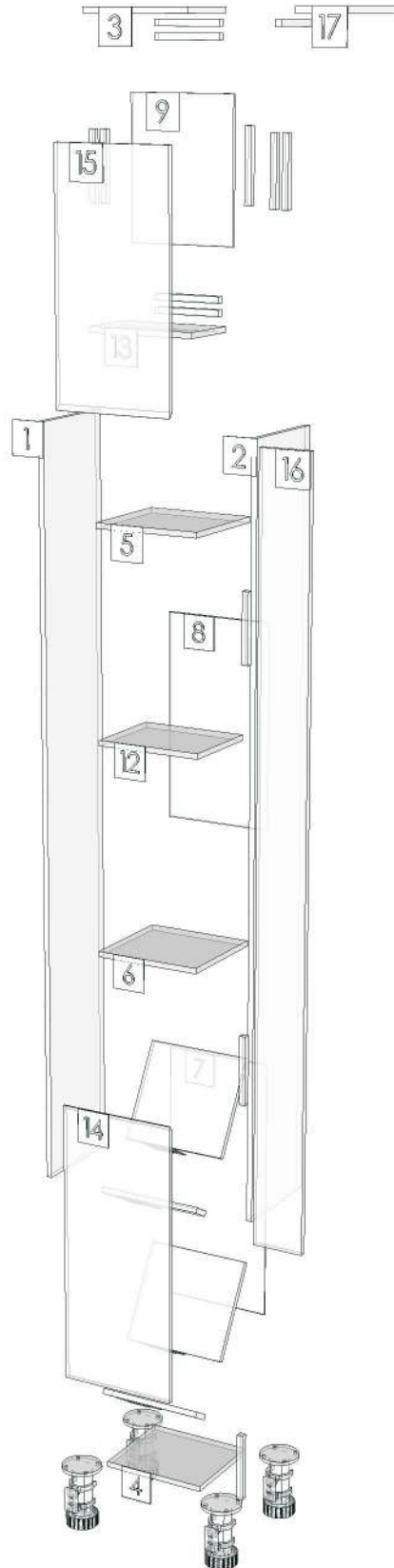
- 01.257=1 AJ1
- 01.366=1 BS9
- 01.47=1 WHITE



K14L-160160062



Model	-CO_RM9		
Creator	CHALEAMPHON	.BCP Name	INDEX_C3D_KITCHEN2
Reviewer		Order	H001720
Approves		Date	19/05/2025



Model	CO_RM9_DW75(S)		
Creator	CHALEAMPHON	.BCP Name	INDEX_C3D_KITCHEN2
Reviewer		Order	H001715
Approves		Date	15/05/2025

CO_RM9_DW75(S)-750X500X400

Colour

05.96=ML.WHITE NORDIC ELM BS9 (MATT WOODGRAIN)

20.39=ML WARM ROVERE AJ1 (WOODRIFT)

03.11=PVC 0.15 WHITE SAND #DFS7T06 (MALT)


Edge

01.366=1 BS9

01.257=1 AJ1



K14L-160160062
K46L-160160144
K47L-160160154
K47R-160160164



Model	-CO RM9		
Creator	CHALEAMPHON	.BCP Name	INDEX_C3D_KITCHEN2
Reviewer		Order	H001715
Approves		Date	15/05/2025

