

Model	CO_RM9_DB60(N401)		
Creator	CHALEAMPHON	.BCP Name	INDEX_C3D_KITCHEN2
Reviewer		Order	H001791
Approves		Date	09/06/2025

CO_RM9_DB60(N401)-600X570X908

Colour

20.39=ML WARM ROVERE AJ1 (WOODRIFT)
05.96=ML.WHITE NORDIC ELM BS9 (MATT WOODGRAIN)
20.44=ML WHITE VM1012/2610/2610 (PEAEL)
03.11=PVC 0.15 WHITE SAND #DFS7T06 (MALT)

Edge

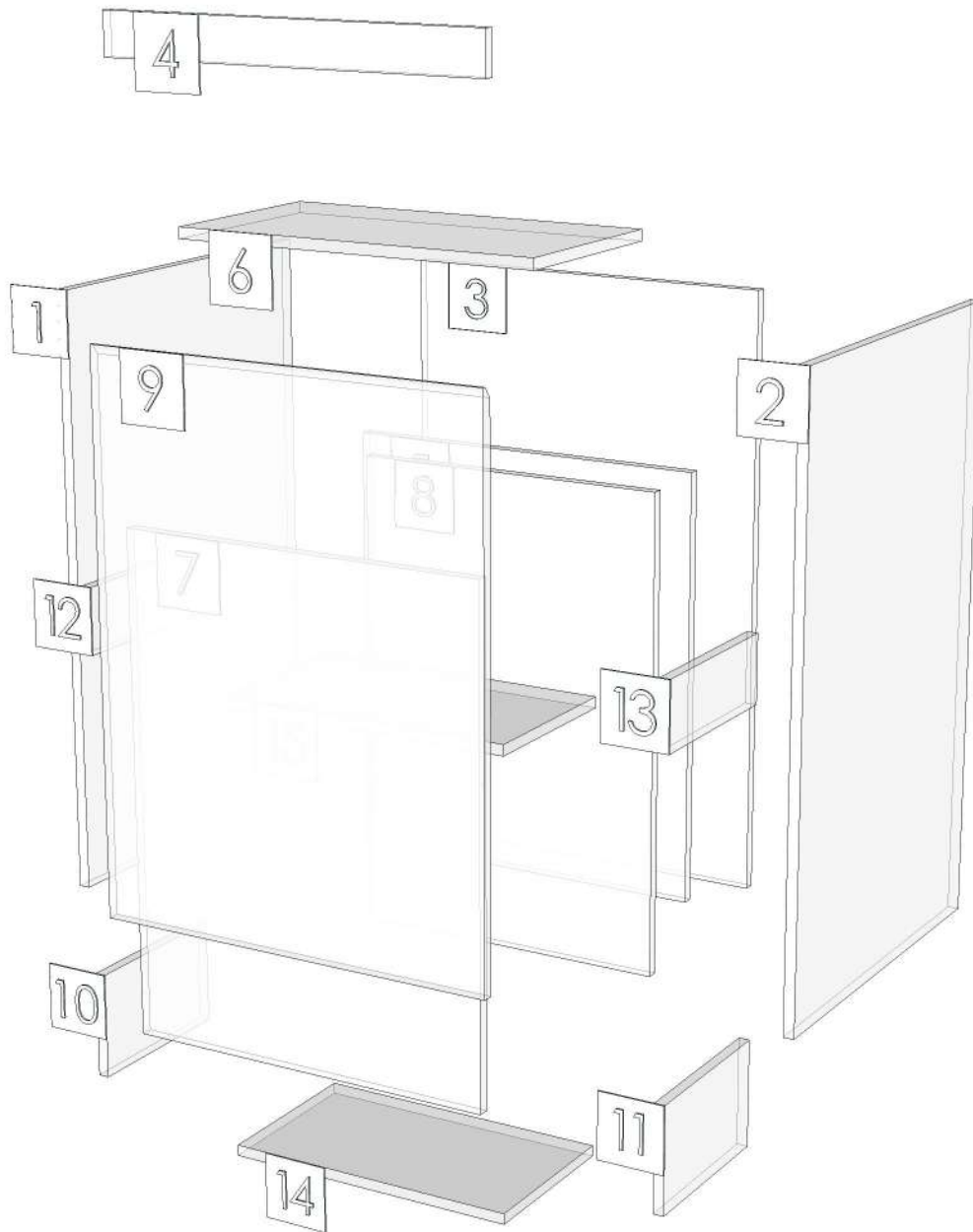
01.257=1 AJ1
01.366=1 BS9
01.47=1 WHITE



K13L-160160046



Model	-CO_RM9		
Creator	CHALEAMPHON	.BCP Name	INDEX_C3D_KITCHEN2
Reviewer		Order	H001791
Approves		Date	09/06/2025



Model	CO_RM9_DBH602		
Creator	CHALEAMPHON	.BCP Name	INDEX_C3D_KITCHEN2
Reviewer		Order	H001647
Approves		Date	21/04/2025

CO_RM9_DBH602-600X570X808

Colour

- 20.39=ML WARM ROVERE AJ1 (WOODRIFT)
- 20.44=ML WHITE VM1012/2610/2610 (PEAEL)
- 03.11=PVC 0.15 WHITE SAND #DFS7T06 (MALT)
- 06.01=TEXTURE DEAD STOCK

Edge

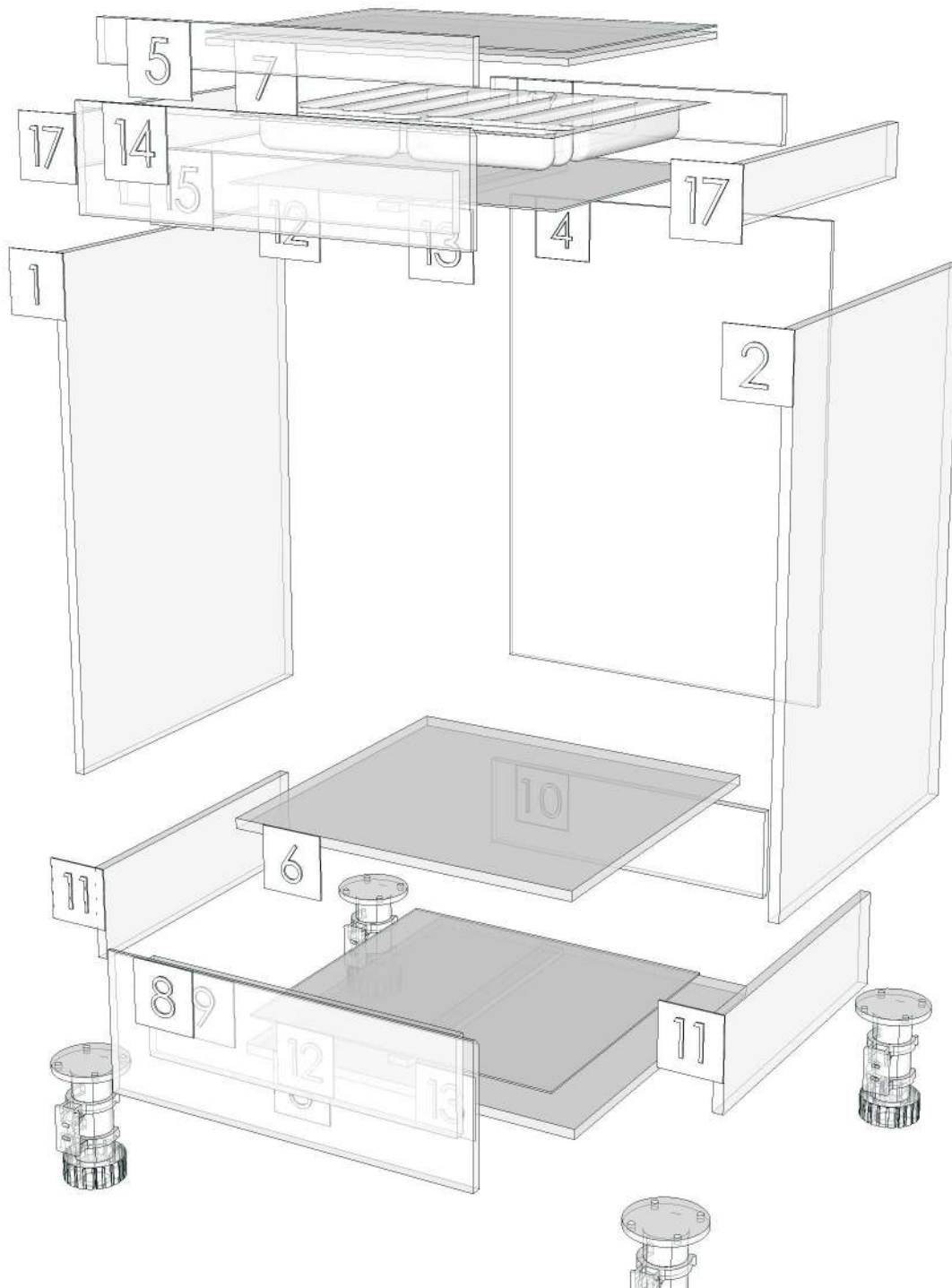
- 01.257=1 AJ1
- 01.47=1 WHITE



- K1L-160159960
- K1R-160159968
- K7R-160159986
- K9L-160159996
- K10L-160160007
- K11R-160160021
- K12R-160160034
- K13L-160160046
- K14L-160160062
- K18L-160160095
- K41L-160160107
- K43R-160160120
- K45L-160160128
- K45R-160160136
- K46L-160160144
- K47L-160160154
- K47R-160160164



Model	-CO_RM9		
Creator	CHALEAMPHON	.BCP Name	INDEX_C3D_KITCHEN2
Reviewer		Order	H001647
Approves		Date	21/04/2025



Model	CO_RM9_DBO682		
Creator	CHALEAMPHON	.BCP Name	INDEX_C3D_KITCHEN2
Reviewer		Order	H001730
Approves		Date	22/05/2025

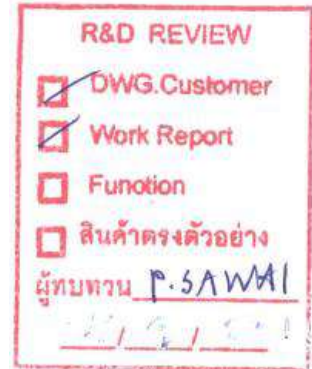
CO_RM9_DBO682-682X620X908

Colour


20.39=ML WARM ROVERE AJ1 (WOODRIFT)
20.44=ML WHITE VM1012/2610/2610 (PEAEL)
03.11=PVC 0.15 WHITE SAND #DFS7T06 (MALT)

Edge

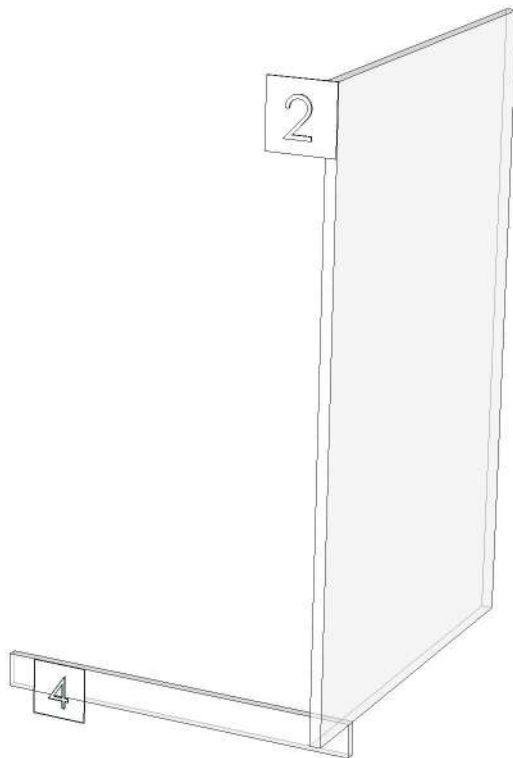


01.257=1 AJ1
01.47=1 WHITE



K13L-160160046



Model	-CO_RM9		
Creator	CHALEAMPON	.BCP Name	INDEX_C3D_KITCHEN2
Reviewer		Order	H001730
Approves		Date	22/05/2025



Model	CO_RM9_DBS54.5L(GR)		
Creator	CHALEAMPHON	.BCP Name	INDEX_C3D_KITCHEN2
Reviewer		Order	H001731
Approves		Date	24/05/2025

CO_RM9_DBS54.5L(GR)-545X570X808

Colour

20.39=ML WARM ROVERE AJ1 (WOODRIFT)
20.44=ML WHITE VM1012/2610/2610 (PEAEL)
03.11=PVC 0.15 WHITE SAND #DFS7T06 (MALT)

Edge

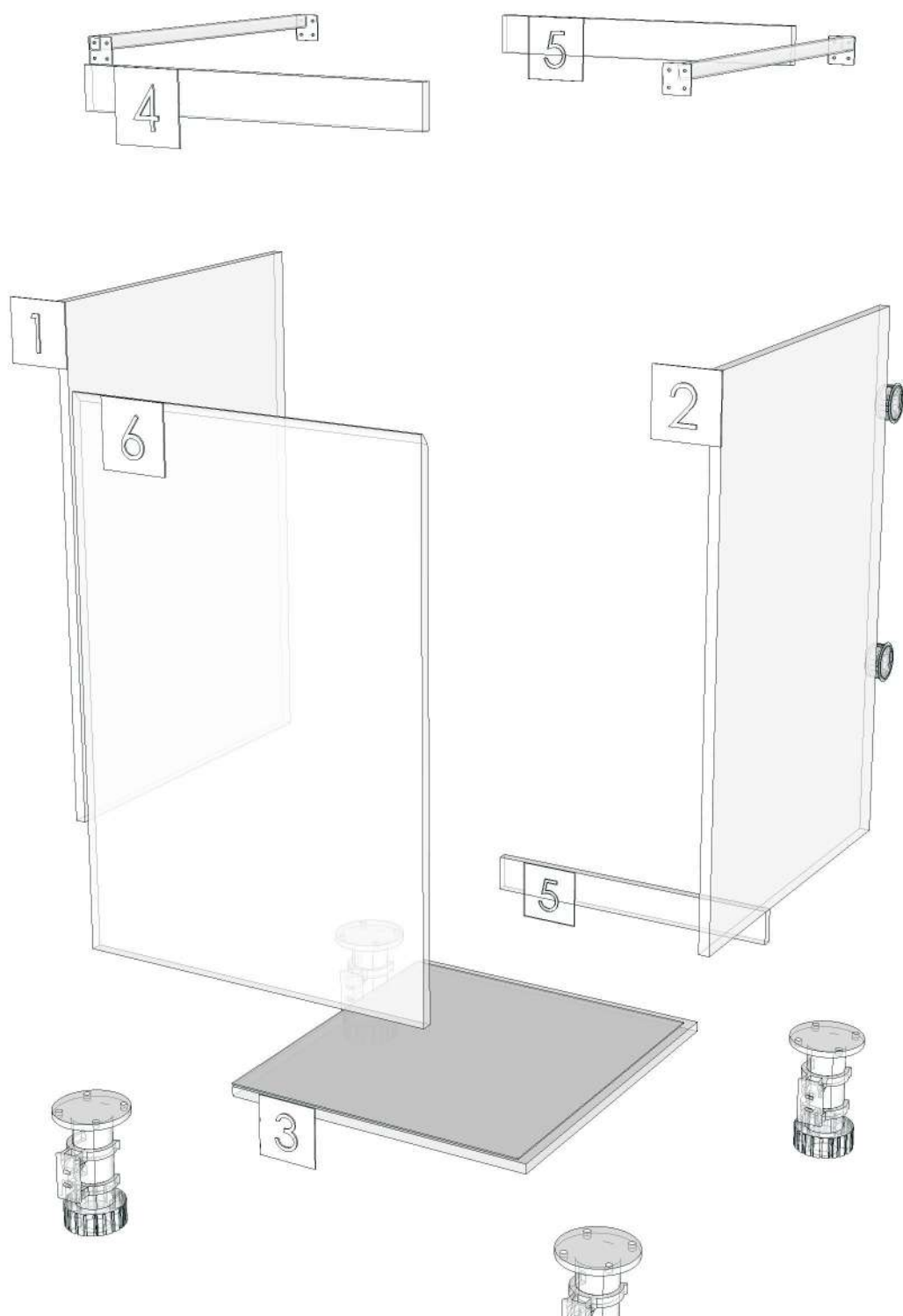
01.257=1 AJ1
01.47=1 WHITE




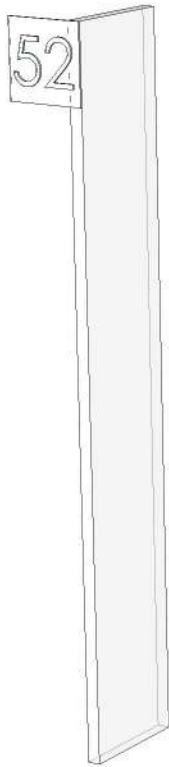
K14L-160160062



Model	-CO RM9		
Creator	CHALEAMPHON	.BCP Name	INDEX_C3D_KITCHEN2
Reviewer		Order	H001731
Approves		Date	24/05/2025



Model	-CO RM9		
Creator	CHALEAMPON	.BCP Name	INDEX_C3D_KITCHEN2
Reviewer		Order	H001739
Approves		Date	27/05/2025



Model	CO_RM9_DFCL_1425AJ		
Creator	CHALEAMPHON	.BCP Name	INDEX_C3D_KITCHEN2
Reviewer		Order	H001745
Approves		Date	27/05/2025

No.	Article No.	Description	Mat	Dimension	Cutting Size	Typepology	Skin
0	CO_RM9_DFCL_1425AJ			1425x130x9			
	CO_RM9_DFCL_1425AJ-01	FILLER TOP	PB-SP	9x130x1425	9X129X1423;L1:W2	183000_STR=20.39_EDG=AJ1-1	2

Model	CO_RM9_DFCL_300AJ		
Creator	CHALEAMPON	.BCP Name	INDEX_C3D_KITCHEN2
Reviewer		Order	H001751
Approves		Date	27/05/2025

CO_RM9_DFCL_300AJ-300X9X130

Colour


20.39=ML WARM ROVERE AJ1 (WOODRIFT)

Edge

01.257=1 AJ1



- K7R-160159986
- K10L-160160007
- K12R-160160034
- K13L-160160046
- K14L-160160062
- K46L-160160144
- K47L-160160154
- K47R-160160164



Model	CO_RM9_DFCL_300AJ		
Creator	CHALEAMPHON	.BCP Name	INDEX_C3D_KITCHEN2
Reviewer		Order	H001751
Approves		Date	27/05/2025

No.	Article No.	Description	Mat	Dimension	Cutting Size	Typepology	Skin
0	CO_RM9_DFCL_300AJ			300x130x9			
	CO_RM9_DFCL_300AJ-01	FILLER TOP	PB-SP	9x130x300	9X129X298;L1:W2	183000_STR=20.39_EDG=AJ1-1	2

Model	CO_RM9_DFCL_700AJ		
Creator	CHALEAMPON	.BCP Name	INDEX_C3D_KITCHEN2
Reviewer		Order	H001755
Approves		Date	27/05/2025

CO_RM9_DFCL_700AJ-700X9X130

Colour

20.39=ML WARM ROVERE AJ1 (WOODRIFT)


Edge

01.257=1 AJ1



K10L-160160007

K13L-160160046



Model	CO_RM9_DFCL_700AJ		
Creator	CHALEAMPHON	.BCP Name	INDEX_C3D_KITCHEN2
Reviewer		Order	H001755
Approves		Date	27/05/2025

No.	Article No.	Description	Mat	Dimension	Cutting Size	Typepology	Skin
0	CO_RM9_DFCL_700AJ			700x130x9			
	CO_RM9_DFCL_700AJ-01	FILLER TOP	PB-SP	9x130x700	9X129X698;L1:W2	183000_STR=20.39_EDG=AJ1-1	2

Model	CO_RM9_DFCL_800AJ		
Creator	CHALEAMPON	.BCP Name	INDEX_C3D_KITCHEN2
Reviewer		Order	H001756
Approves		Date	27/05/2025

CO_RM9_DFCL_800AJ-800X9X130

Colour

20.39=ML WARM ROVERE AJ1 (WOODRIFT)


Edge

01.257=1 AJ1



K13L-160160046

K15L-160160073



Model	CO_RM9_DFCL_800AJ		
Creator	CHALEAMPHON	.BCP Name	INDEX_C3D_KITCHEN2
Reviewer		Order	H001756
Approves		Date	27/05/2025

No.	Article No.	Description	Mat	Dimension	Cutting Size	Typepology	Skin
0	CO_RM9_DFCL_800AJ			800x130x9			
	CO_RM9_DFCL_800AJ-02	FILLER TOP	PB-SP	9x130x800	9X129X799;L1:W1	183000_STR=20.39_EDG=AJ1-1	2

Model	CO_RM9_DFCL_600		
Creator	CHALEAMPON	.BCP Name	INDEX_C3D_KITCHEN2
Reviewer		Order	H001764
Approves		Date	27/05/2025

CO_RM9_DFCL_600-600X9X130

Colour


05.96=ML.WHITE NORDIC ELM BS9 (MATT WOODGRAIN)

Edge

01.366=1 BS9



K13L-160160046



Model	CO_RM9_DFCL_600		
Creator	CHALEAMPHON	.BCP Name	INDEX_C3D_KITCHEN2
Reviewer		Order	H001764
Approves		Date	27/05/2025

No.	Article No.	Description	Mat	Dimension	Cutting Size	Typepology	Skin
0	CO_RM9_DFCL_600			600x130x9			
	CO_RM9_DFCL_600-02	FILLER TOP	PB-SP	9x130x600	9X129X598;L1:W2	183000_STR=05.96_EDG=BS9-1	2

Model	CO_RM9_DFL(AJ)		
Creator	CHALEAMPHON	.BCP Name	INDEX_C3D_KITCHEN2
Reviewer		Order	H001785
Approves		Date	04/06/2025

CO_RM9_DFL(AJ)-150X300X700

Colour

05.96=ML.WHITE NORDIC ELM BS9 (MATT WOODGRAIN)

20.39=ML WARM ROVERE AJ1 (WOODRIFT)

Edge

01.366=1 BS9

01.257=1 AJ1




K7R-160159986

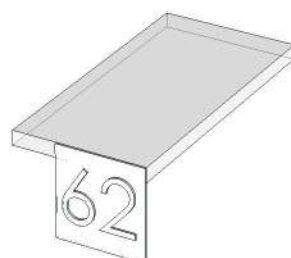


K10L-160160007

K11R-160160021

K13L-160160046



Model	-CO RM9		
Creator	CHALEAMPHON	.BCP Name	INDEX_C3D_KITCHEN2
Reviewer		Order	H001785
Approves		Date	04/06/2025



Model	CO_RM9_DL60H		
Creator	CHALEAMPHON	.BCP Name	INDEX_C3D_KITCHEN2
Reviewer		Order	H001701
Approves		Date	09/05/2025

CO_RM9_DL60H-600X300X1100

Colour

05.96=ML.WHITE NORDIC ELM BS9 (MATT WOODGRAIN)

20.44=ML WHITE VM1012/2610/2610 (PEAEL)

03.11=PVC 0.15 WHITE SAND #DFS7T06 (MALT)


Edge

01.366=1 BS9

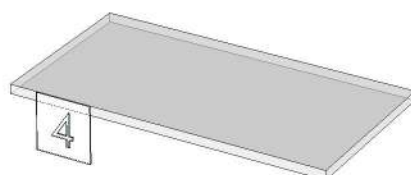
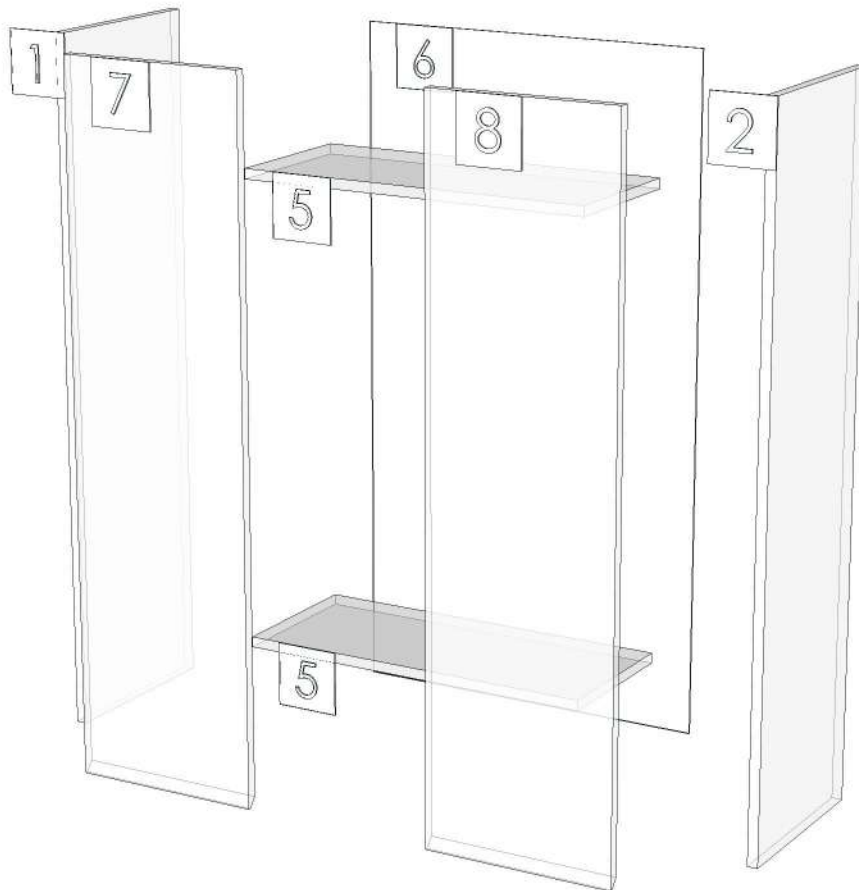
01.47=1 WHITE



K13L-160160046



Model	-CO RM9		
Creator	CHALEAMPON	.BCP Name	INDEX_C3D_KITCHEN2
Reviewer		Order	H001701
Approves		Date	09/05/2025



Model	CO_RM9_DL60HR		
Creator	CHALEAMPHON	.BCP Name	INDEX_C3D_KITCHEN2
Reviewer		Order	H001588
Approves		Date	05/03/2025

CO_RM9_DL60HR-600X300X660

Colour

05.96=ML.WHITE NORDIC ELM BS9 (MATT WOODGRAIN)
20.44=ML WHITE VM1012/2610/2610 (PEAEL)
03.11=PVC 0.15 WHITE SAND #DFS7T06 (MALT)

Edge

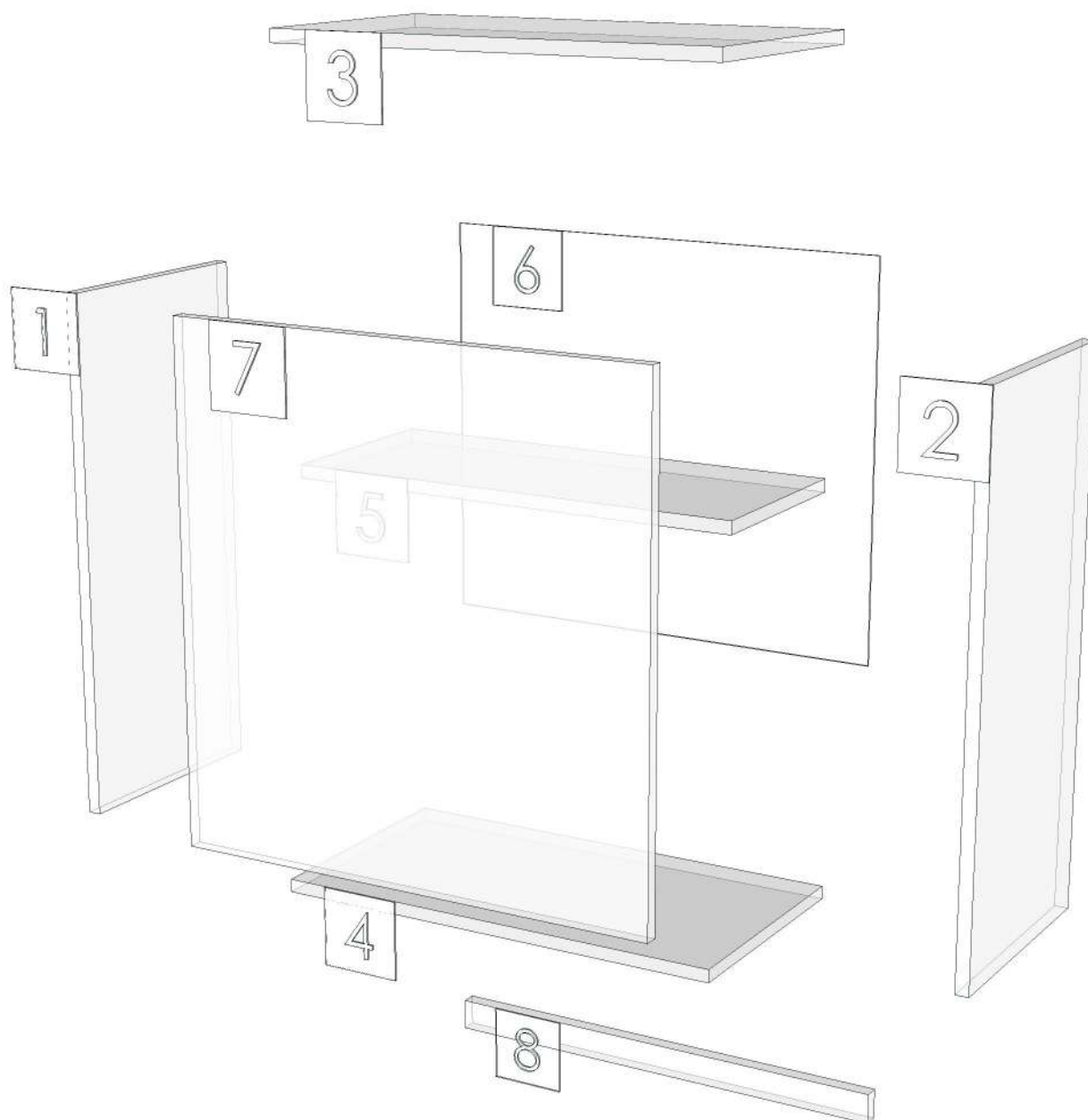
01.366=1 BS9
01.47=1 WHITE



- K1L-160159960
- K9L-160159996
- K10L-160160007
- K13L-160160046
- K14L-160160062
- K15L-160160073
- K45L-160160128
- K46L-160160144
- K47L-160160154
- K5L-1601
- K23L-1601
- K38L-1601
- K39L-1601
- K54L-1601



Model	-CO RM9		
Creator	CHALEAMPON	.BCP Name	INDEX_C3D_KITCHEN2
Reviewer		Order	H001588
Approves		Date	05/03/2025



Model	CO_RM9_DL62(C)		
Creator	CHALEAMPHON	.BCP Name	INDEX_C3D_KITCHEN2
Reviewer		Order	H001694
Approves		Date	08/05/2025

CO_RM9_DL62(C)-620X300X700

Colour

05.96=ML.WHITE NORDIC ELM BS9 (MATT WOODGRAIN)

20.44=ML WHITE VM1012/2610/2610 (PEAEL)

03.11=PVC 0.15 WHITE SAND #DFS7T06 (MALT)


Edge

01.366=1 BS9


01.47=1 WHITE



K13L-160160046



Model	-CO RM9		
Creator	CHALEAMPHON	.BCP Name	INDEX_C3D_KITCHEN2
Reviewer		Order	H001694
Approves		Date	08/05/2025



Model	CO_RM9_DL70		
Creator	CHALEAMPHON	.BCP Name	INDEX_C3D_KITCHEN2
Reviewer		Order	H001687
Approves		Date	07/05/2025

CO_RM9_DL70-700X300X700

Colour

05.96=ML.WHITE NORDIC ELM BS9 (MATT WOODGRAIN)

20.44=ML WHITE VM1012/2610/2610 (PEAEL)

03.11=PVC 0.15 WHITE SAND #DFS7T06 (MALT)

Edge

01.366=1 BS9

01.47=1 WHITE




K13L-160160046

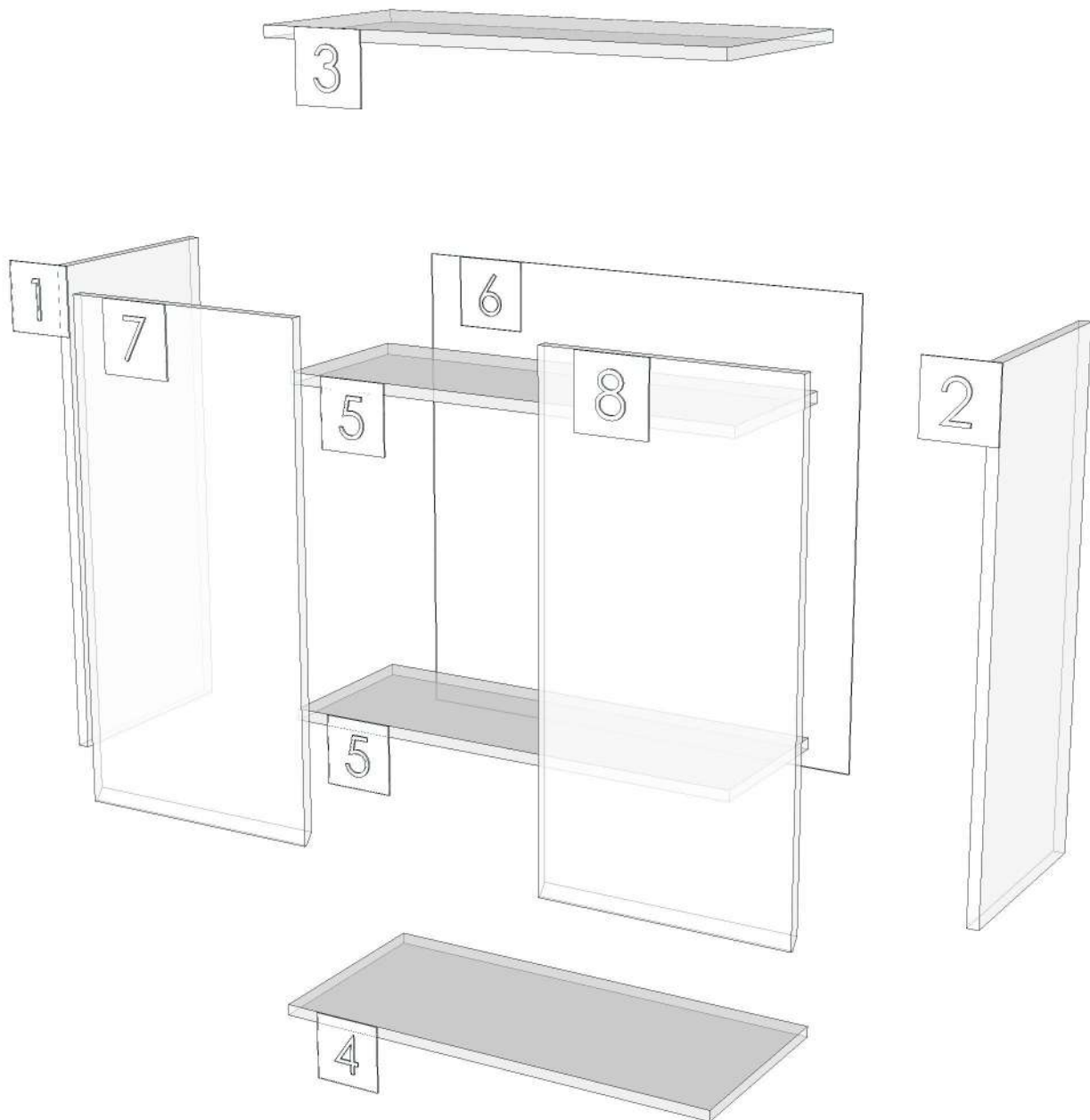
K34L-1601

K38L-1601

K56R-1601



Model	-CO RM9		
Creator	CHALEAMPON	.BCP Name	INDEX_C3D_KITCHEN2
Reviewer		Order	H001687
Approves		Date	07/05/2025



Model	CO_RM9_DPLT_1145		
Creator	CHALEAMPON	.BCP Name	INDEX_C3D_KITCHEN2
Reviewer		Order	H001768
Approves		Date	28/05/2025

CO_RM9_DPLT_1145-1145X9X100

Colour


20.39=ML WARM ROVERE AJ1 (WOODRIFT)

Edge

01.257=1 AJ1



K13L-160160046



Model	CO_RM9_DPLT_1145		
Creator	CHALEAMPHON	.BCP Name	INDEX_C3D_KITCHEN2
Reviewer		Order	H001768
Approves		Date	28/05/2025

No.	Article No.	Description	Mat	Dimension	Cutting Size	Typepology	Skin
0	CO_RM9_DPLT_1145			1145x100x9			
	CO_RM9_DPLT_1145-01	LED BOTTOM	PB-SP	9x100x1145	9X98X1143;L2:W2	183000_STR=20.39_EDG=AJ1-1	2

Model	CO_RM9_DPLT_517		
Creator	CHALEAMPON	.BCP Name	INDEX_C3D_KITCHEN2
Reviewer		Order	H001777
Approves		Date	28/05/2025

CO_RM9_DPLT_517-517X9X100

Colour

20.39=ML WARM ROVERE AJ1 (WOODRIFT)

Edge


01.257=1 AJ1



K10L-160160007

K12R-160160034

K13L-160160146



Model	CO_RM9_DPLT_517		
Creator	CHALEAMPHON	.BCP Name	INDEX_C3D_KITCHEN2
Reviewer		Order	H001777
Approves		Date	28/05/2025

No.	Article No.	Description	Mat	Dimension	Cutting Size	Typepology	Skin
0	CO_RM9_DPLT_517			517x100x9			
	CO_RM9_DPLT_517-01	LED BOTTOM	PB-SP	9x100x517	9X98X515;L2:W2	183000_STR=20.39_EDG=AJ1-1	2

Model	CO_RM9_DT55L		
Creator	CHALEAMPHON	.BCP Name	INDEX_C3D_KITCHEN2
Reviewer		Order	H001784
Approves		Date	03/06/2025

CO_RM9_DT55L-550X300X2220

Colour

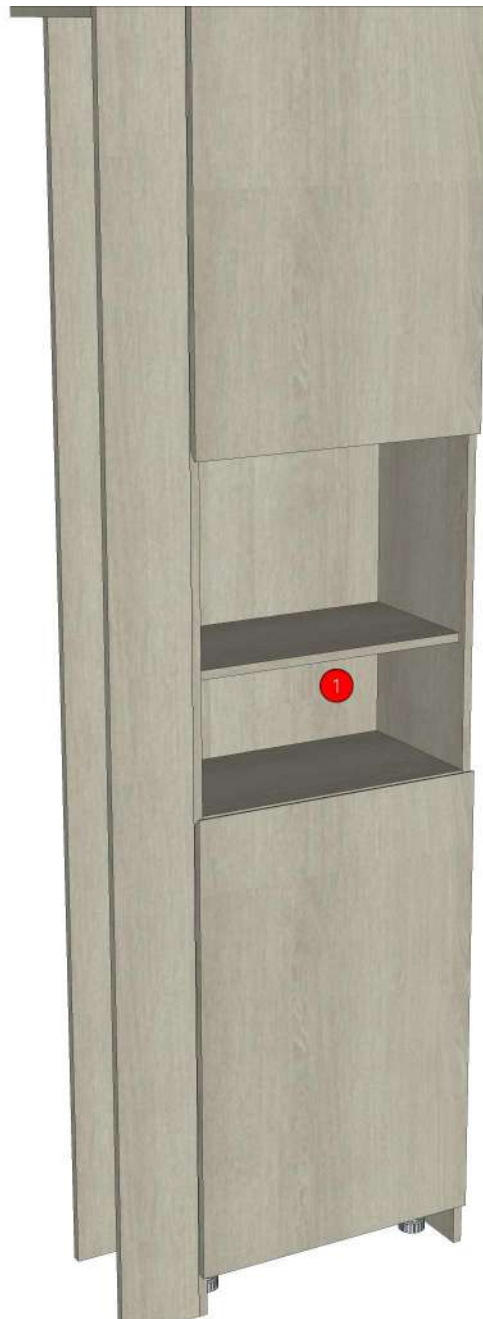
- 20.39=ML WARM ROVERE AJ1 (WOODRIFT)
- 05.96=ML.WHITE NORDIC ELM BS9 (MATT WOODGRAIN)
- 20.44=ML WHITE VM1012/2610/2610 (PEAEL)
- 03.11=PVC 0.15 WHITE SAND #DFS7T06 (MALT)

Edge

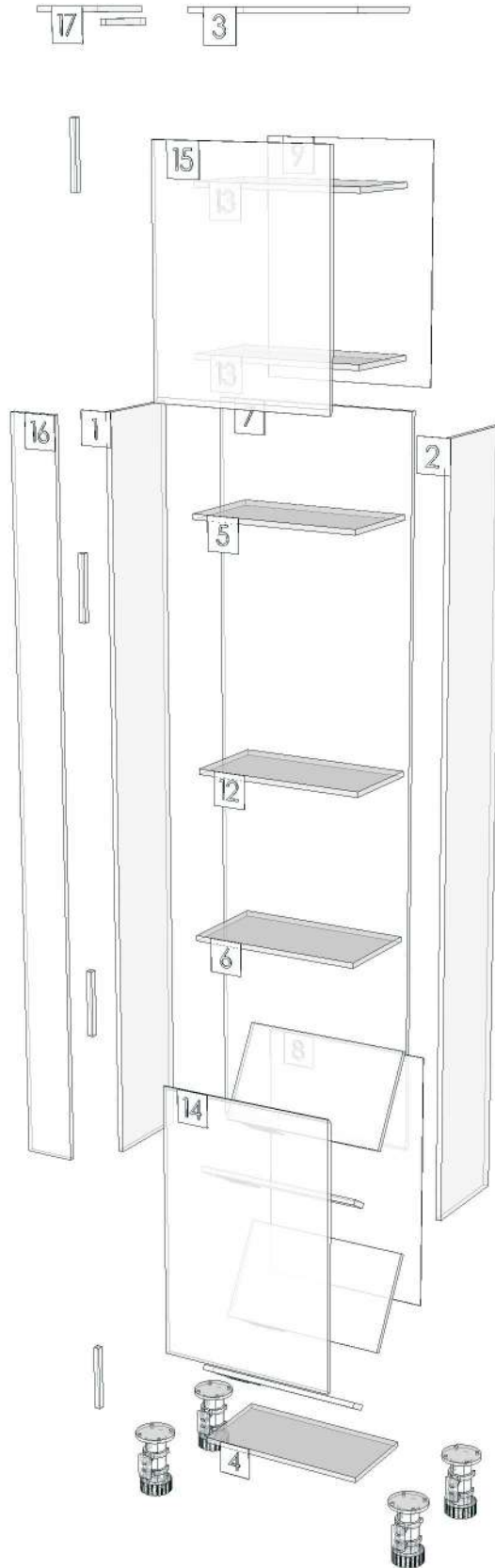
- 01.257=1 AJ1
- 01.366=1 BS9
- 01.47=1 WHITE



K13L-160160046



Model	-CO_RM9		
Creator	CHALEAMPHON	.BCP Name	INDEX_C3D_KITCHEN2
Reviewer		Order	H001784
Approves		Date	03/06/2025



Model	CO_RM9_DW70(D1)S		
Creator	CHALEAMPHON	.BCP Name	INDEX_C3D_KITCHEN2
Reviewer		Order	H001714
Approves		Date	15/05/2025

CO_RM9_DW70(D1)S-700X500X400

Colour

05.96=ML.WHITE NORDIC ELM BS9 (MATT WOODGRAIN)

20.39=ML WARM ROVERE AJ1 (WOODRIFT)

03.11=PVC 0.15 WHITE SAND #DFS7T06 (MALT)

Edge

01.366=1 BS9

01.257=1 AJ1



K13L-160160046



Model	-CO RM9		
Creator	CHALEAMPHON	.BCP Name	INDEX_C3D_KITCHEN2
Reviewer		Order	H001714
Approves		Date	15/05/2025

