

Model	CO_RM9_DB29L		
Creator	CHALEAMPHON	.BCP Name	INDEX_C3D_KITCHEN2
Reviewer		Order	H001723
Approves		Date	21/05/2025

CO_RM9_DB29L-290X570X808

Colour

20.39=ML WARM ROVERE AJ1 (WOODRIFT)
20.44=ML WHITE VM1012/2610/2610 (PEAEL)
03.11=PVC 0.15 WHITE SAND #DFS7T06 (MALT)

Edge

01.257=1 AJ1
01.47=1 WHITE




K11R-160160021


K24R-1601

K30L-1601

K34L-1601



Model	-CO_RM9		
Creator	CHALEAMPHON	.BCP Name	INDEX_C3D_KITCHEN2
Reviewer		Order	H001723
Approves		Date	21/05/2025



Model	CO_RM9_DBH602		
Creator	CHALEAMPHON	.BCP Name	INDEX_C3D_KITCHEN2
Reviewer		Order	H001647
Approves		Date	21/04/2025

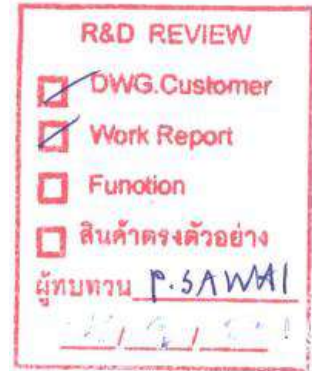
CO_RM9_DBH602-600X570X808

Colour

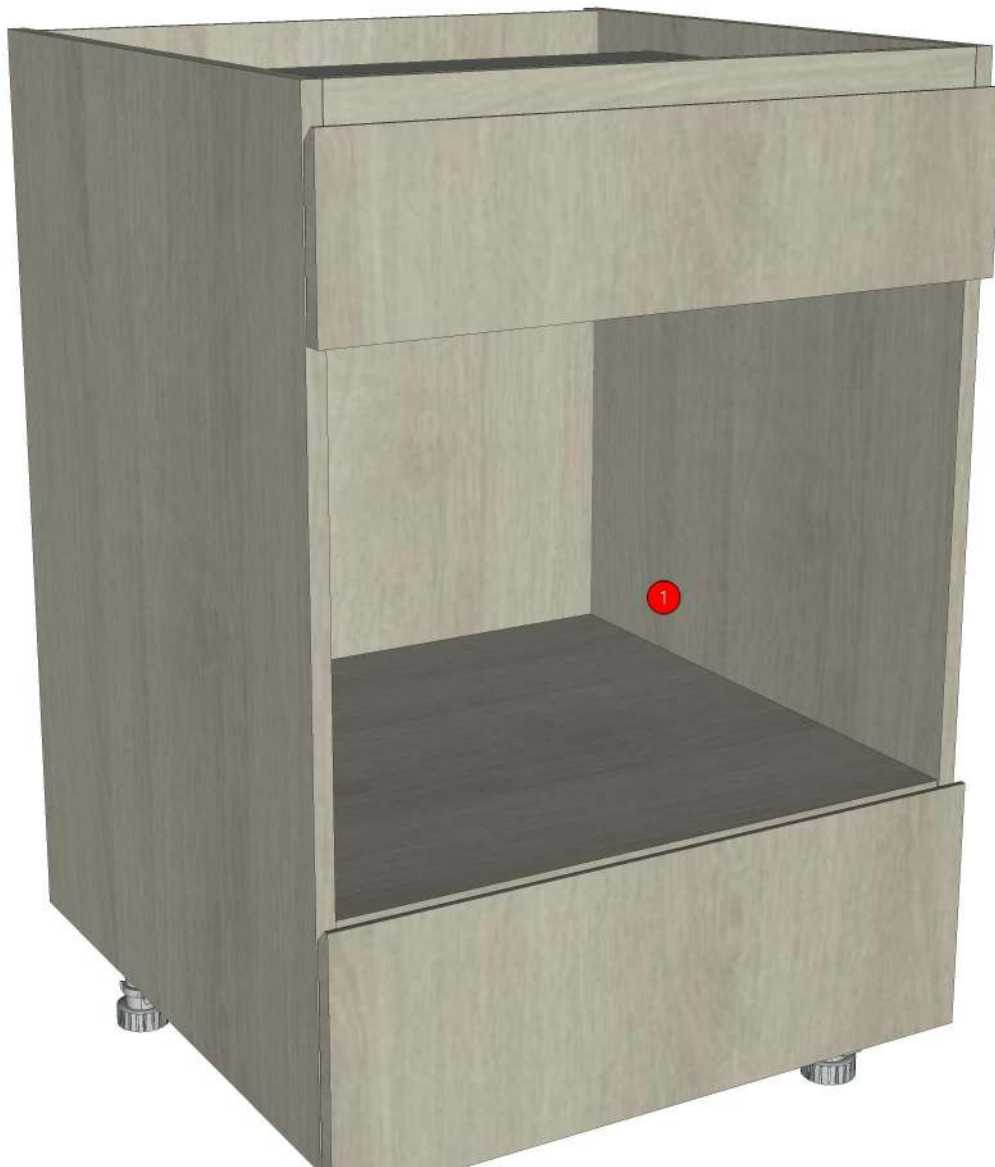
- 20.39=ML WARM ROVERE AJ1 (WOODRIFT)
- 20.44=ML WHITE VM1012/2610/2610 (PEAEL)
- 03.11=PVC 0.15 WHITE SAND #DFS7T06 (MALT)
- 06.01=TEXTURE DEAD STOCK

Edge


- 01.257=1 AJ1
- 01.47=1 WHITE



- K1L-160159960
- K1R-160159968
- K7R-160159986
- K9L-160159996
- K10L-160160007
- K11R-160160021
- K12R-160160034
- K13L-160160046
- K14L-160160062
- K18L-160160095
- K41L-160160107
- K43R-160160120
- K45L-160160128
- K45R-160160136
- K46L-160160144
- K47L-160160154
- K47R-160160164



Model	-CO_RM9		
Creator	CHALEAMPHON	.BCP Name	INDEX_C3D_KITCHEN2
Reviewer		Order	H001647
Approves		Date	21/04/2025



Model	CO_RM9_DBS60R		
Creator	CHALEAMPHON	.BCP Name	INDEX_C3D_KITCHEN2
Reviewer		Order	H001733
Approves		Date	24/05/2025

CO_RM9_DBS60R-600X570X808

Colour

20.39=ML WARM ROVERE AJ1 (WOODRIFT)
20.44=ML WHITE VM1012/2610/2610 (PEAEL)
03.11=PVC 0.15 WHITE SAND #DFS7T06 (MALT)

Edge

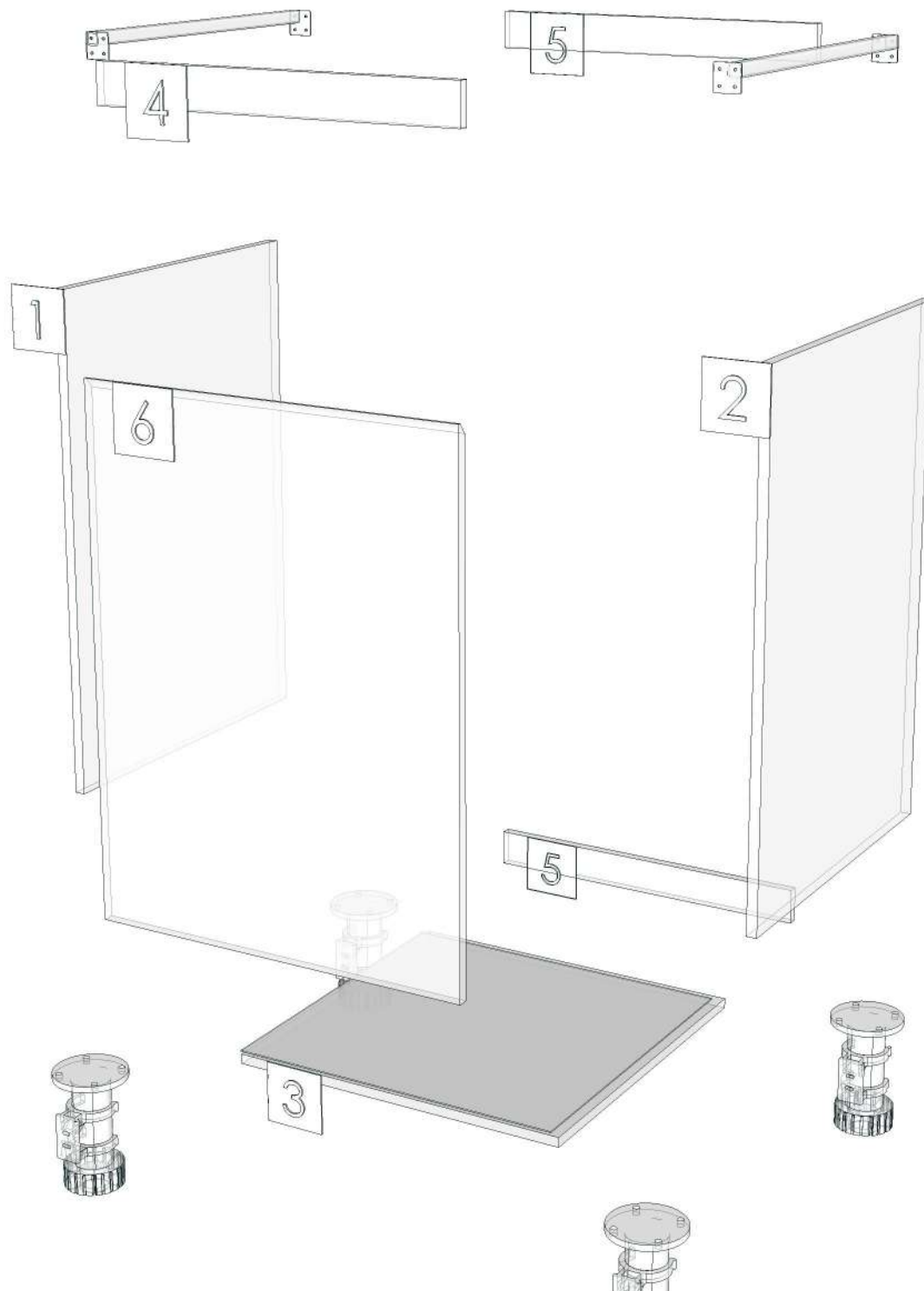
01.257=1 AJ1
01.47=1 WHITE



K11R-160160021
K12R-160160034



Model	-CO RM9		
Creator	CHALEAMPHON	.BCP Name	INDEX_C3D_KITCHEN2
Reviewer		Order	H001733
Approves		Date	24/05/2025



Model	CO_RM9_DFB		
Creator	CHALEAMPON	.BCP Name	INDEX_C3D_KITCHEN2
Reviewer		Order	H001591
Approves		Date	06/03/2025

CO_RM9_DFB-150X570X808

Colour

20.39=ML WARM ROVERE AJ1 (WOODRIFT)

Edge

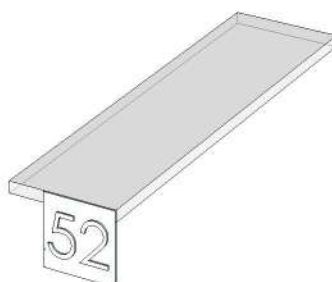
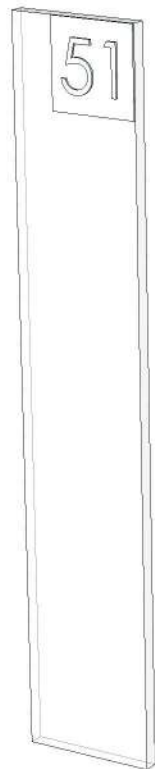
01.257=1 AJ1



- K2R-160159976
- K9L-160159996
- K10L-160160007
- K11R-160160021
- K16R-160160085
- K18L-160160095
- K41L-160160107



Model	-CO RM9		
Creator	CHALEAMPON	.BCP Name	INDEX_C3D_KITCHEN2
Reviewer		Order	H001591
Approves		Date	06/03/2025



Model	CO_RM9_DFCL_2300AJ		
Creator	CHALEAMPON	.BCP Name	INDEX_C3D_KITCHEN2
Reviewer		Order	H001749
Approves		Date	27/05/2025

CO_RM9_DFCL_2300AJ-2300X9X130

Colour

20.39=ML WARM ROVERE AJ1 (WOODRIFT)


Edge

01.257=1 AJ1



K11R-160160021

K14L-160160062



Model	CO_RM9_DFCL_2300AJ		
Creator	CHALEAMPHON	.BCP Name	INDEX_C3D_KITCHEN2
Reviewer		Order	H001749
Approves		Date	27/05/2025

No.	Article No.	Description	Mat	Dimension	Cutting Size	Typepology	Skin
0	CO_RM9_DFCL_2300AJ			2300x130x9			
	CO_RM9_DFCL_2300AJ-02	FILLER TOP	PB-SP	9x130x2300	9X129X2299;L1:W1	183000_STR=20.39_EDG=AJ1-1	2

Model	CO_RM9_DFCL_600AJ		
Creator	CHALEAMPON	.BCP Name	INDEX_C3D_KITCHEN2
Reviewer		Order	H001754
Approves		Date	27/05/2025

CO_RM9_DFCL_600AJ-600X9X130

Colour


20.39=ML WARM ROVERE AJ1 (WOODRIFT)

Edge

01.257=1 AJ1



- K7R-160159986
- K11R-160160021
- K18L-160160095
- K46L-160160144
- K47L-160160154
- K47R-160160164



Model	CO_RM9_DFCL_600AJ		
Creator	CHALEAMPHON	.BCP Name	INDEX_C3D_KITCHEN2
Reviewer		Order	H001754
Approves		Date	27/05/2025

No.	Article No.	Description	Mat	Dimension	Cutting Size	Typepology	Skin
0	CO_RM9_DFCL_600AJ			600x130x9			
	CO_RM9_DFCL_600AJ-01	FILLER TOP	PB-SP	9x130x600	9X129X598;L1:W2	183000_STR=20.39_EDG=AJ1-1	2

Model	CO_RM9_DFL(AJ)		
Creator	CHALEAMPHON	.BCP Name	INDEX_C3D_KITCHEN2
Reviewer		Order	H001785
Approves		Date	04/06/2025

CO_RM9_DFL(AJ)-150X300X700

Colour

05.96=ML.WHITE NORDIC ELM BS9 (MATT WOODGRAIN)

20.39=ML WARM ROVERE AJ1 (WOODRIFT)

Edge

01.366=1 BS9

01.257=1 AJ1


R&D REVIEW	
<input checked="" type="checkbox"/>	DWG.Customer
<input checked="" type="checkbox"/>	Work Report
<input type="checkbox"/>	Function
<input type="checkbox"/>	สินค้าตรงตัวอย่าง
ผู้ทบทวน P.SAWAI	
25/06/25	

K7R-160159986

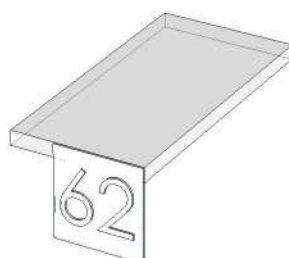


K10L-160160007

K11R-160160021

K13L-160160046



Model	-CO RM9		
Creator	CHALEAMPON	.BCP Name	INDEX_C3D_KITCHEN2
Reviewer		Order	H001785
Approves		Date	04/06/2025



Model	CO_RM9_DL30L		
Creator	CHALEAMPHON	.BCP Name	INDEX_C3D_KITCHEN2
Reviewer		Order	H001669
Approves		Date	06/05/2025

CO_RM9_DL30L-300X300X700

Colour

05.96=ML.WHITE NORDIC ELM BS9 (MATT WOODGRAIN)

20.44=ML WHITE VM1012/2610/2610 (PEAEL)

03.11=PVC 0.15 WHITE SAND #DFS7T06 (MALT)

Edge

01.366=1 BS9


01.47=1 WHITE



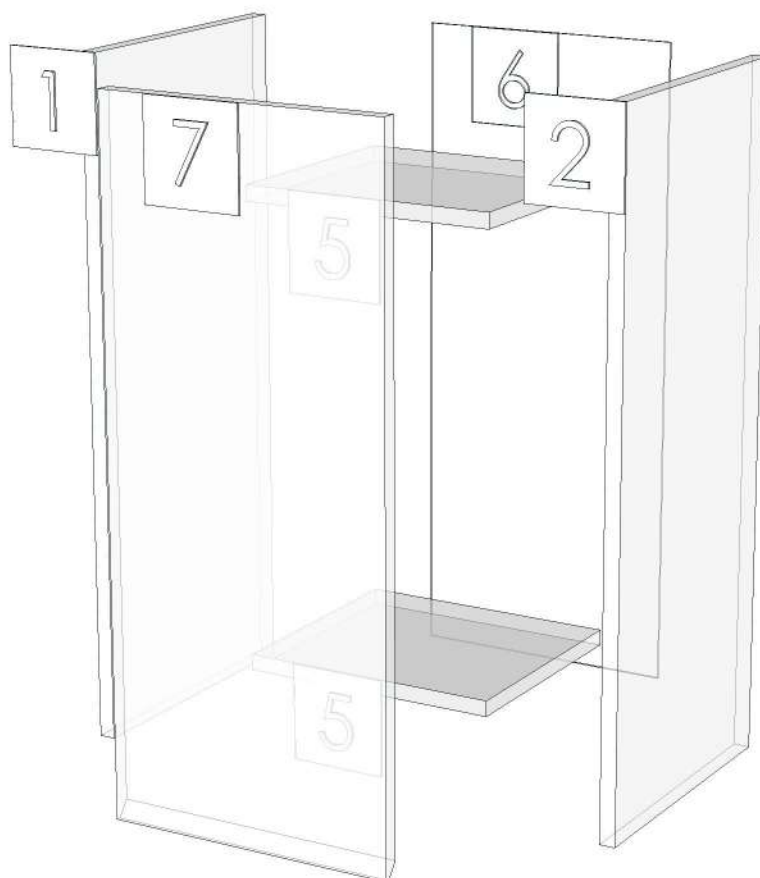
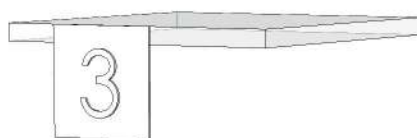
K11R-160160021

K24R-1601

K36R-1601



Model	-CO RM9		
Creator	CHALEAMPHON	.BCP Name	INDEX_C3D_KITCHEN2
Reviewer		Order	H001669
Approves		Date	06/05/2025



Model	CO_RM9_DL60HL		
Creator	CHALEAMPHON	.BCP Name	INDEX_C3D_KITCHEN2
Reviewer		Order	H001651
Approves		Date	23/04/2025

CO_RM9_DL60HL-600X300X660

Colour

05.96=ML.WHITE NORDIC ELM BS9 (MATT WOODGRAIN)

20.44=ML WHITE VM1012/2610/2610 (PEAEL)

03.11=PVC 0.15 WHITE SAND #DFS7T06 (MALT)

Edge

01.366=1 BS9

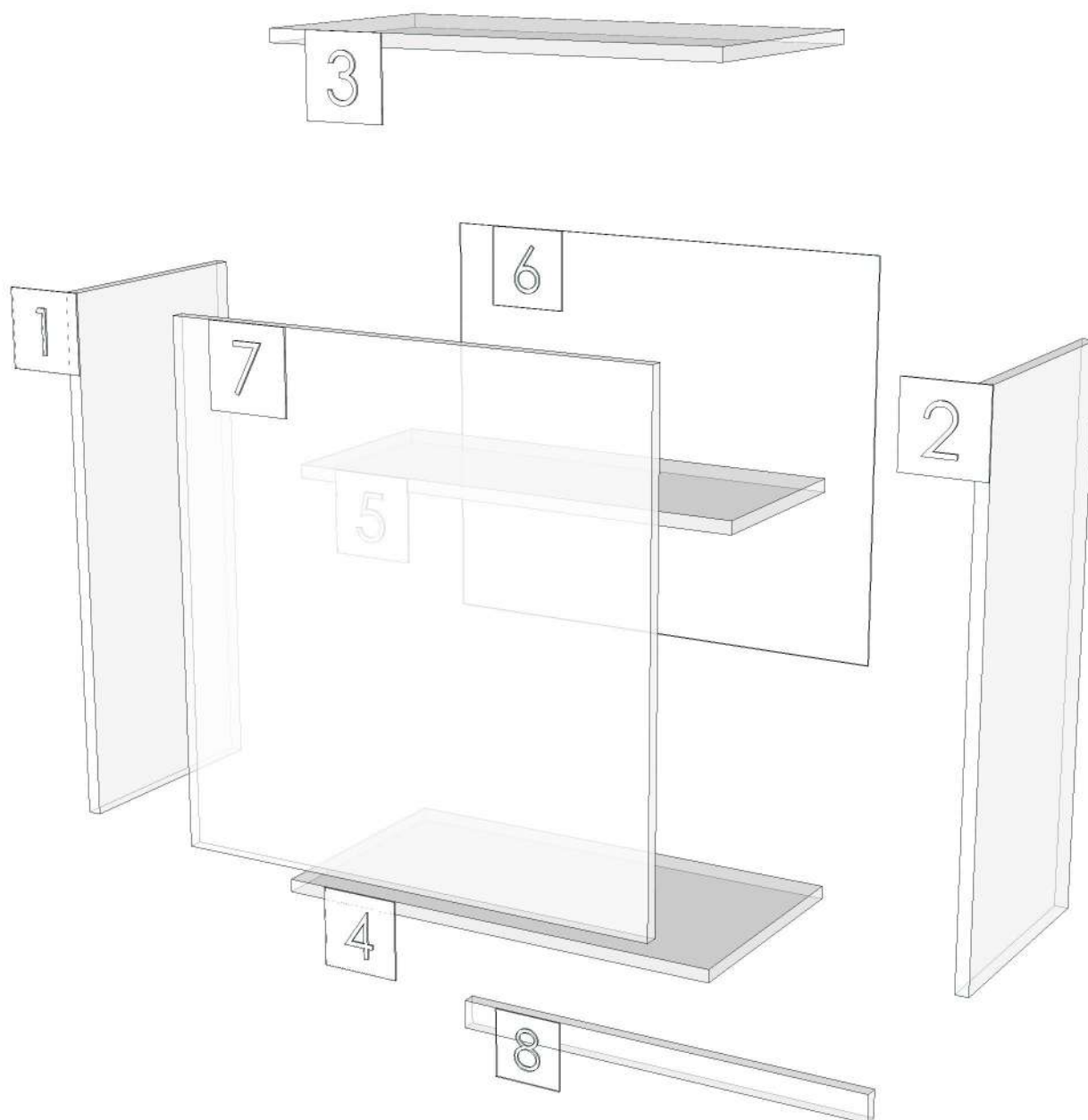
01.47=1 WHITE



- K1R-160159968
- K7R-160159986
- K11R-160160021
- K12R-160160034
- K43R-160160120
- K45R-160160136
- K47R-160160164
- K22R-1601
- K23R-1601
- K24R-1601
- K35R-1601
- K48R-1601
- K53R-1601
- K55R-1601



Model	-CO RM9		
Creator	CHALEAMPON	.BCP Name	INDEX_C3D_KITCHEN2
Reviewer		Order	H001651
Approves		Date	23/04/2025



Model	CO_RM9_DL60R		
Creator	CHALEAMPHON	.BCP Name	INDEX_C3D_KITCHEN2
Reviewer		Order	H001650
Approves		Date	23/04/2025

CO_RM9_DL60R-600X300X700

Colour

05.96=ML.WHITE NORDIC ELM BS9 (MATT WOODGRAIN)
20.44=ML WHITE VM1012/2610/2610 (PEAEL)
03.11=PVC 0.15 WHITE SAND #DFS7T06 (MALT)

Edge

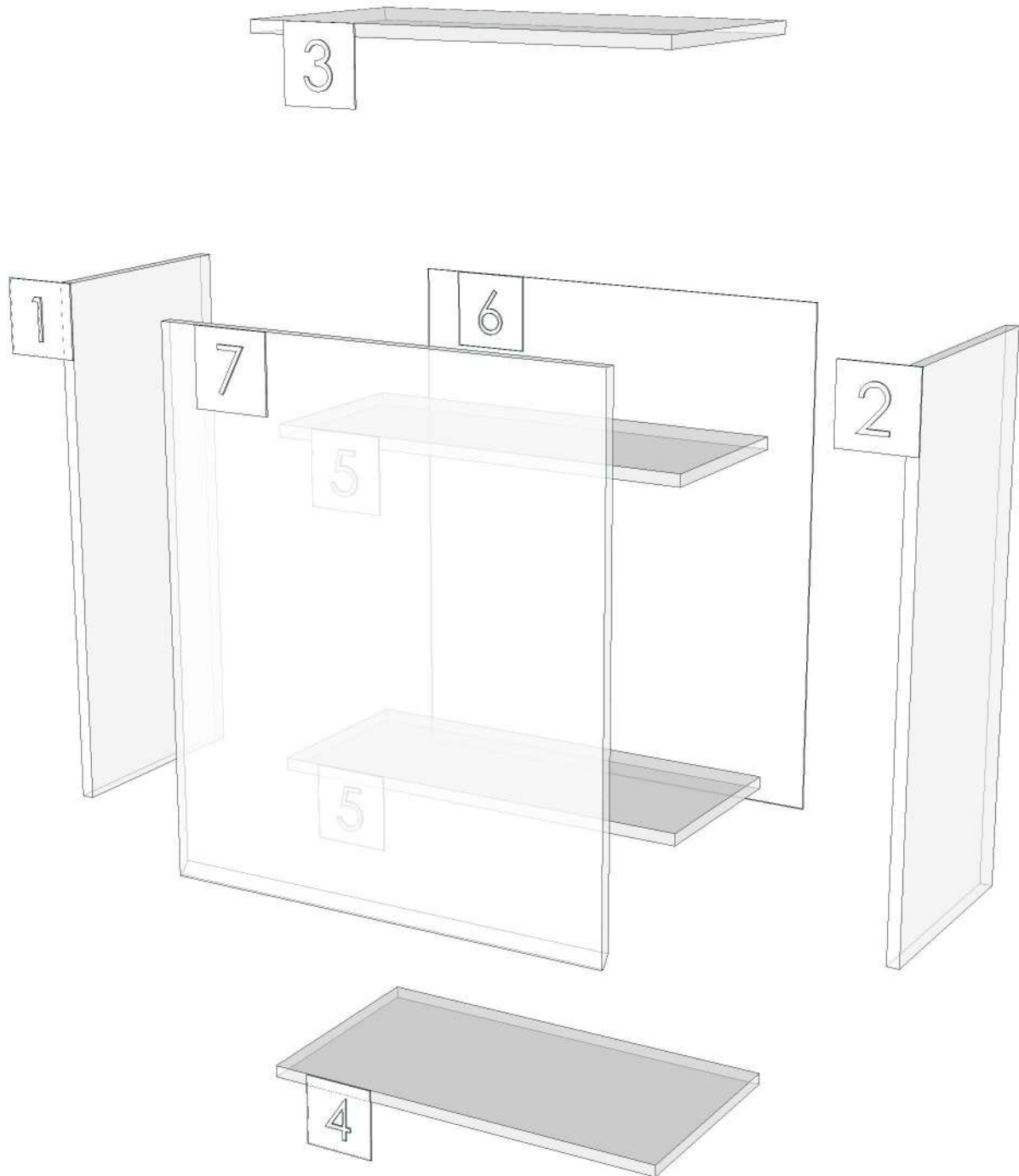
01.366=1 BS9
01.47=1 WHITE



- K1R-160159968
- K11L-160160021
- K12R-160160034
- K14L-160160062
- K43R-160160120
- K45R-160160136
- K42R-160163061
- K49R-160163076
- K20L-1601
- K23R-1601
- K36R-1601
- K37R-1601
- K40R-1601
- K48R-1601
- K56R-1601



Model	-CO RM9		
Creator	CHALEAMPON	.BCP Name	INDEX_C3D_KITCHEN2
Reviewer		Order	H001650
Approves		Date	23/04/2025



Model	CO_RM9_DPLT_1600		
Creator	CHALEAMPON	.BCP Name	INDEX_C3D_KITCHEN2
Reviewer		Order	H001774
Approves		Date	28/05/2025

CO_RM9_DPLT_1600-1600X9X100

Colour


20.39=ML WARM ROVERE AJ1 (WOODRIFT)

Edge

01.257=1 AJ1



K11R-160160021



Model	CO_RM9_DPLT_1600		
Creator	CHALEAMPHON	.BCP Name	INDEX_C3D_KITCHEN2
Reviewer		Order	H001774
Approves		Date	28/05/2025

No.	Article No.	Description	Mat	Dimension	Cutting Size	Typepology	Skin
0	CO_RM9_DPLT_1600			1600x100x9			
	CO_RM9_DPLT_1600-02	LED BOTTOM	PB-SP	9x100x1600	9X98X1599;L2:W1	183000_STR=20.39_EDG=AJ1-1	2

Model	CO_RM9_DPLT_367		
Creator	CHALEAMPON	.BCP Name	INDEX_C3D_KITCHEN2
Reviewer		Order	H001776
Approves		Date	28/05/2025

CO_RM9_DPLT_367-367X9X100

Colour

20.39=ML WARM ROVERE AJ1 (WOODRIFT)

Edge


01.257=1 AJ1



K11R-160160021

K47L-160160154

K47R-160160164



Model	CO_RM9_DPLT_367		
Creator	CHALEAMPHON	.BCP Name	INDEX_C3D_KITCHEN2
Reviewer		Order	H001776
Approves		Date	28/05/2025

No.	Article No.	Description	Mat	Dimension	Cutting Size	Typepology	Skin
0	CO_RM9_DPLT_367			367x100x9			
	CO_RM9_DPLT_367-01	LED BOTTOM	PB-SP	9x100x367	9X98X365;L2:W2	183000_STR=20.39_EDG=AJ1-1	2

Model	CO_RM9_DPLT_600		
Creator	CHALEAMPHON	.BCP Name	INDEX_C3D_KITCHEN2
Reviewer		Order	H001601
Approves		Date	06/03/2025

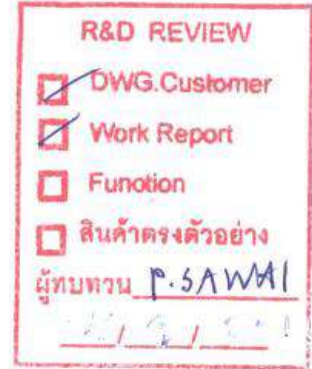
CO_RM9_DPLT_600-600X9X100

Colour


20.39=ML WARM ROVERE AJ1 (WOODRIFT)

Edge

01.257=1 AJ1



- K1L-160159960
- K1R-160159968
- K2R-160159976
- K7R-160159986
- K9L-160159996
- K10L-160160007
- K11R-160160021
- K12R-160160034
- K14L-160160062
- K15L-160160073
- K16R-160160085
- K18L-160160095
- K41L-160160107
- K43R-160160120
- K45L-160160128
- K45R-160160136
- K46L-160160144
- K47L-160160154
- K47R-160160164



Model	CO_RM9_DPLT_600		
Creator	CHALEAMPHON	.BCP Name	INDEX_C3D_KITCHEN2
Reviewer		Order	H001601
Approves		Date	06/03/2025

No.	Article No.	Description	Mat	Dimension	Cutting Size	Typepology	Skin
0	CO_RM9_DPLT_600			600x100x9			
	CO_RM9_DPLT_600-01	LED BOTTOM	PB-SP	9x100x600	9X98X598;L2:W2	183000_STR=20.39_EDG=AJ1-1	2

Model	CO_RM9_DT40(C)L		
Creator	CHALEAMPHON	.BCP Name	INDEX_C3D_KITCHEN2
Reviewer		Order	H001782
Approves		Date	30/05/2025

CO_RM9_DT40(C)L-400X300X2220

Colour

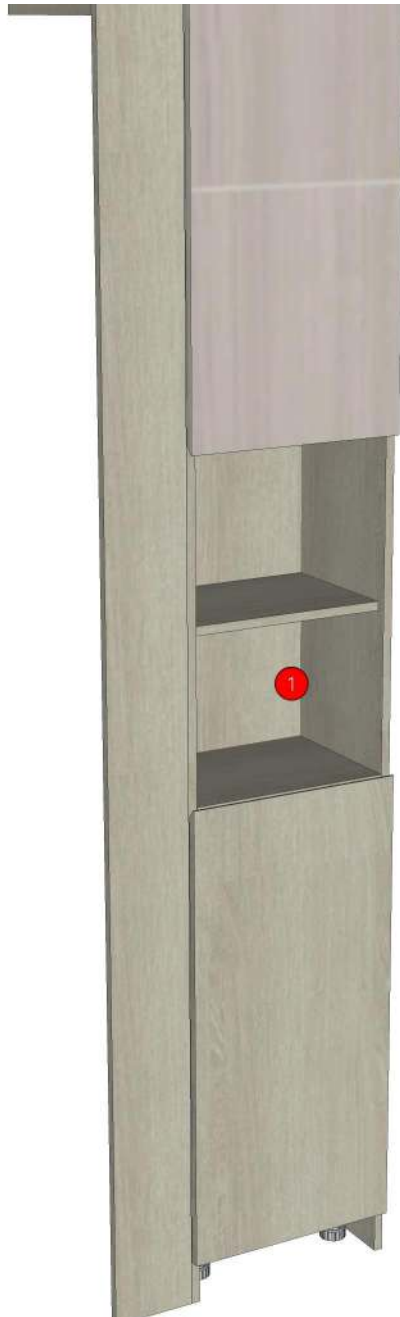
20.39=ML WARM ROVERE AJ1 (WOODRIFT)
05.96=ML.WHITE NORDIC ELM BS9 (MATT WOODGRAIN)
20.44=ML WHITE VM1012/2610/2610 (PEAEL)
03.11=PVC 0.15 WHITE SAND #DFS7T06 (MALT)

Edge

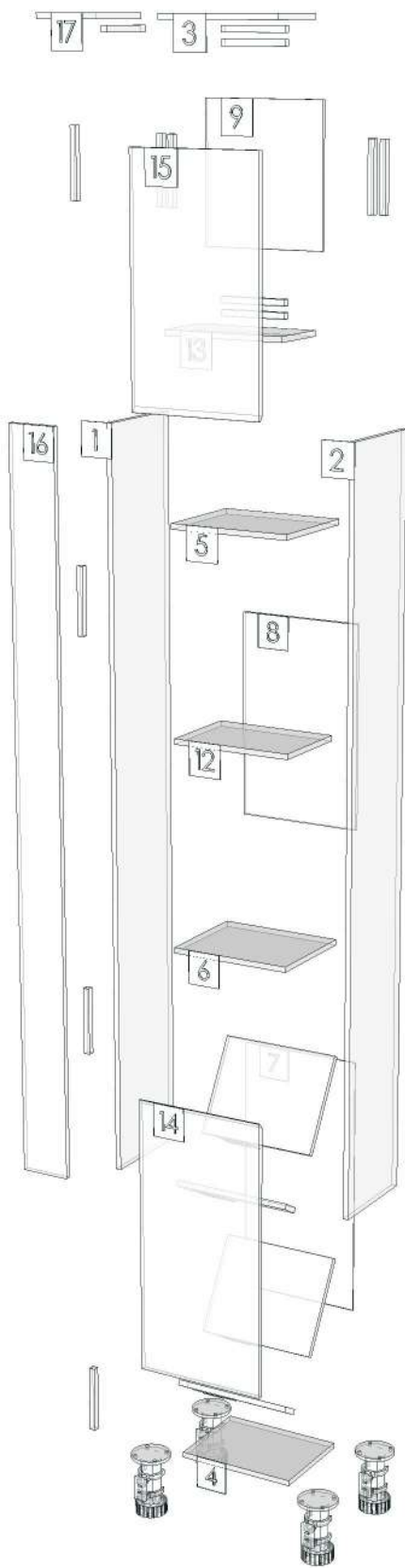
01.257=1 AJ1
01.366=1 BS9
01.47=1 WHITE



K11R-160160021



Model	-CO_RM9		
Creator	CHALEAMPHON	.BCP Name	INDEX_C3D_KITCHEN2
Reviewer		Order	H001782
Approves		Date	30/05/2025



Model	CO_RM9_DW70		
Creator	CHALEAMPHON	.BCP Name	INDEX_C3D_KITCHEN2
Reviewer		Order	H001662
Approves		Date	28/04/2025

CO_RM9_DW70-700X300X400

Colour

05.96=ML.WHITE NORDIC ELM BS9 (MATT WOODGRAIN)

20.24=ML AE9V (PEARL)

03.11=PVC 0.15 WHITE SAND #DFS7T06 (MALT)


Edge

01.366=1 BS9

01.47=1 WHITE



- K10L-160160007
- K11R-160160021
- K12R-160160034
- K41L-160160107
- K43R-160160120
- K42R-160163061
- K4R-1601
- K23L-1601
- K23R-1601
- K33R-1601
- K35R-1601
- K36R-1601
- K39L-1601
- K54L-1601



Model	-CO RM9		
Creator	CHALEAMPHON	.BCP Name	INDEX_C3D_KITCHEN2
Reviewer		Order	H001662
Approves		Date	28/04/2025

