

Model	CO_RM9_DB29R		
Creator	CHALEAMPHON	.BCP Name	INDEX_C3D_KITCHEN2
Reviewer		Order	H001724
Approves		Date	21/05/2025

CO_RM9_DB29R-290X570X808

Colour


20.39=ML WARM ROVERE AJ1 (WOODRIFT)
20.44=ML WHITE VM1012/2610/2610 (PEAEL)
03.11=PVC 0.15 WHITE SAND #DFS7T06 (MALT)

Edge


01.257=1 AJ1
01.47=1 WHITE



K10L-160160007
K49R-160163076
K50L-160163093
K4R-1601
K20L-1601
K53R-1601



Model	-CO_RM9		
Creator	CHALEAMPHON	.BCP Name	INDEX_C3D_KITCHEN2
Reviewer		Order	H001724
Approves		Date	21/05/2025



Model	CO_RM9_DBH602		
Creator	CHALEAMPHON	.BCP Name	INDEX_C3D_KITCHEN2
Reviewer		Order	H001647
Approves		Date	21/04/2025

CO_RM9_DBH602-600X570X808

Colour

- 20.39=ML WARM ROVERE AJ1 (WOODRIFT)
- 20.44=ML WHITE VM1012/2610/2610 (PEAEL)
- 03.11=PVC 0.15 WHITE SAND #DFS7T06 (MALT)
- 06.01=TEXTURE DEAD STOCK

Edge

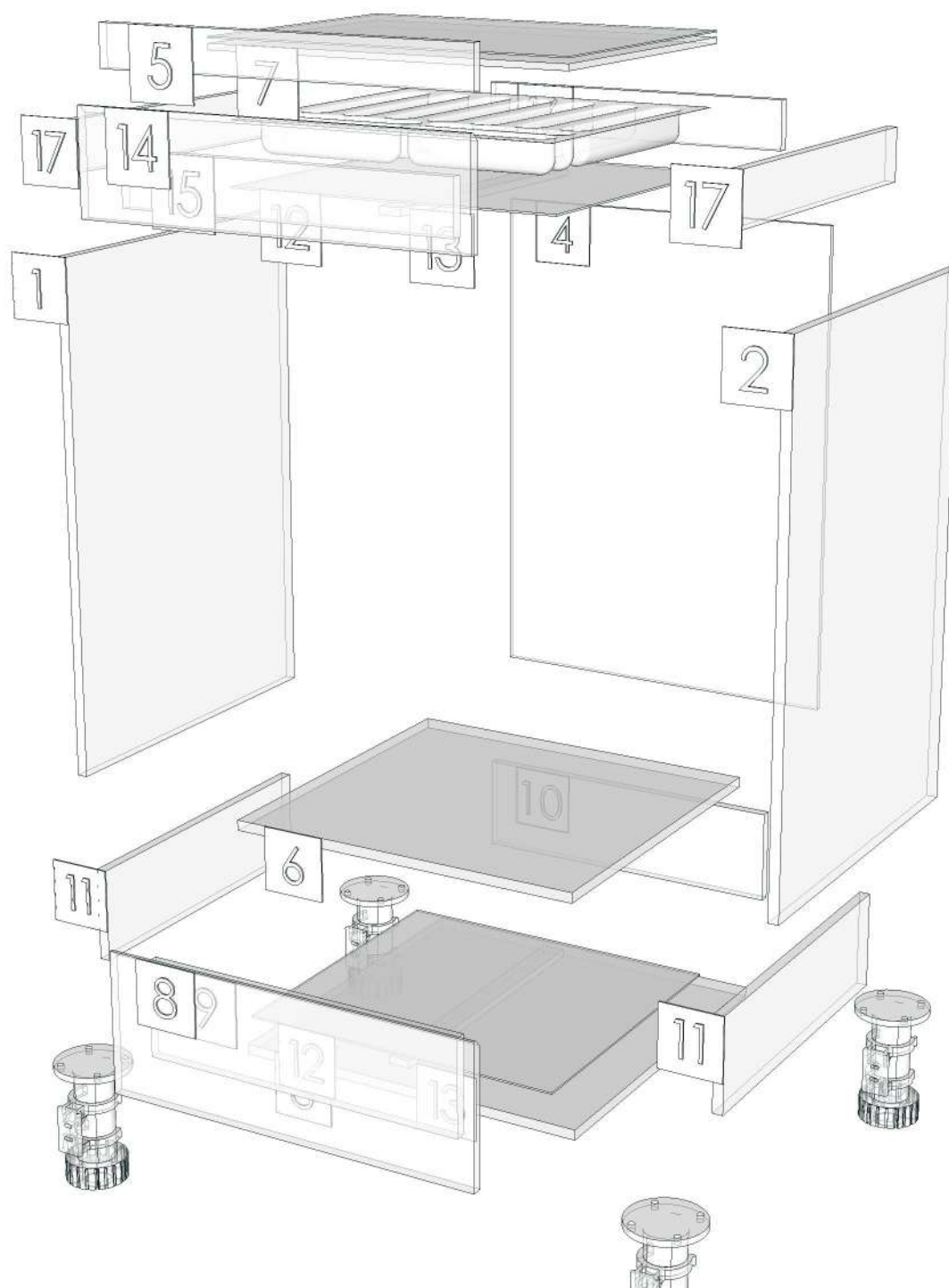
- 01.257=1 AJ1
- 01.47=1 WHITE



- K1L-160159960
- K1R-160159968
- K7R-160159986
- K9L-160159996
- K10L-160160007
- K11R-160160021
- K12R-160160034
- K13L-160160046
- K14L-160160062
- K18L-160160095
- K41L-160160107
- K43R-160160120
- K45L-160160128
- K45R-160160136
- K46L-160160144
- K47L-160160154
- K47R-160160164



Model	-CO_RM9		
Creator	CHALEAMPHON	.BCP Name	INDEX_C3D_KITCHEN2
Reviewer		Order	H001647
Approves		Date	21/04/2025



Model	CO_RM9_DBSC100_58L		
Creator	CHALEAMPHON	.BCP Name	INDEX_C3D_KITCHEN2
Reviewer		Order	H001658
Approves		Date	25/04/2025

CO_RM9_DBSC100_58L-1000X570X808

Colour

20.39=ML WARM ROVERE AJ1 (WOODRIFT)
20.44=ML WHITE VM1012/2610/2610 (PEAEL)
03.11=PVC 0.15 WHITE SAND #DFS7T06 (MALT)

Edge

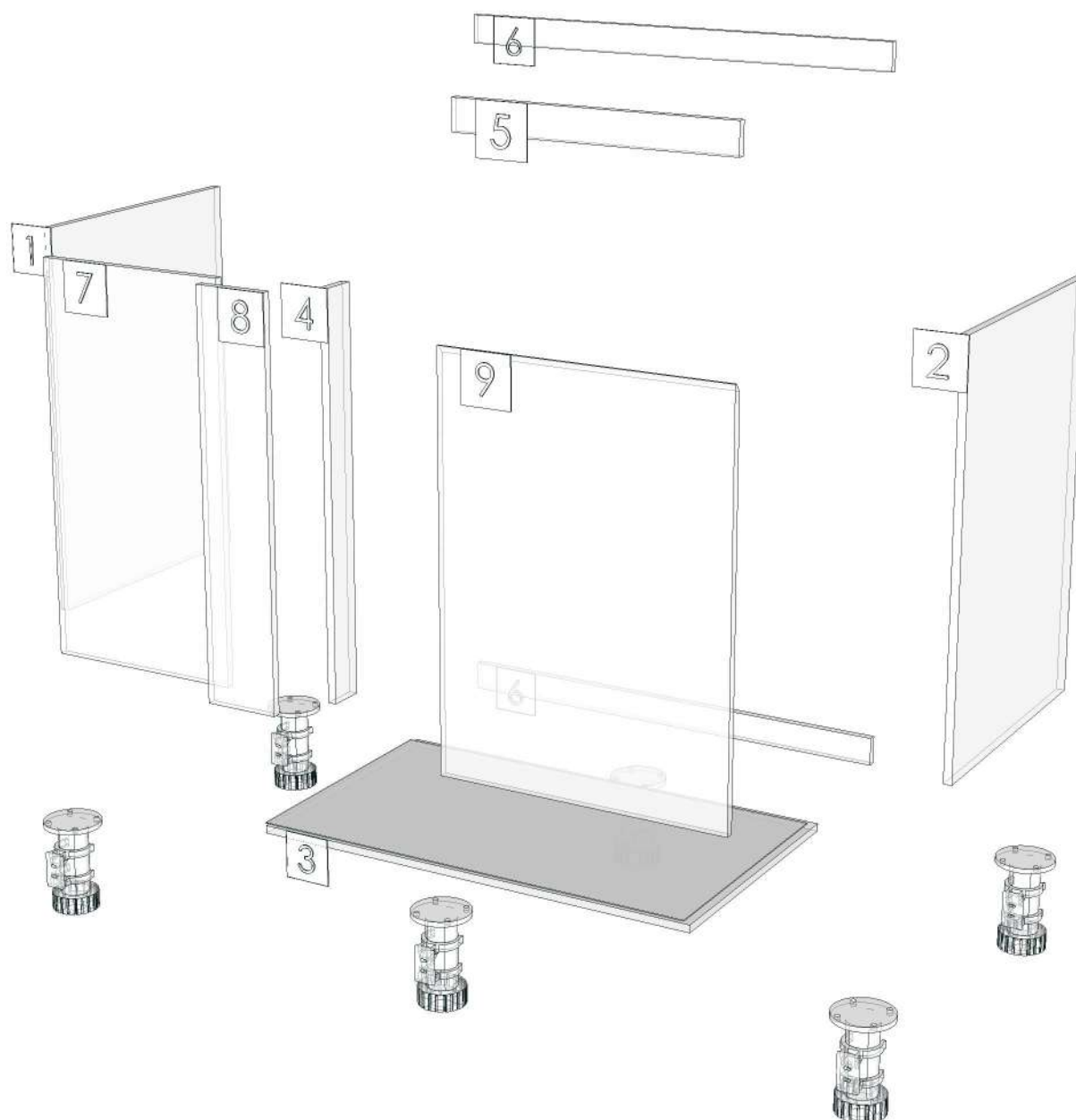
01.257=1 AJ1
01.47=1 WHITE



K10L-160160007



Model	-CO RM9		
Creator	CHALEAMPON	.BCP Name	INDEX_C3D_KITCHEN2
Reviewer		Order	H001658
Approves		Date	25/04/2025



Model	CO_RM9_DFB		
Creator	CHALEAMPON	.BCP Name	INDEX_C3D_KITCHEN2
Reviewer		Order	H001591
Approves		Date	06/03/2025

CO_RM9_DFB-150X570X808

Colour

20.39=ML WARM ROVERE AJ1 (WOODRIFT)

Edge

01.257=1 AJ1



K2R-160159976

K9L-160159996


K10L-160160007

K11R-160160021

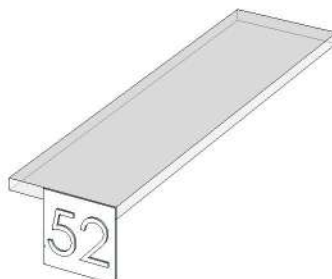
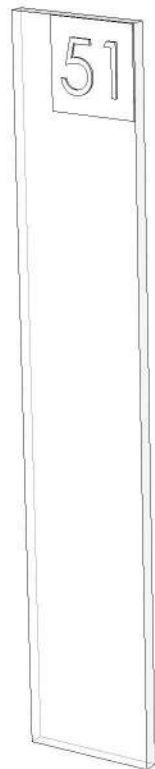
K16R-160160085

K18L-160160095

K41L-160160107



Model	-CO RM9		
Creator	CHALEAMPON	.BCP Name	INDEX_C3D_KITCHEN2
Reviewer		Order	H001591
Approves		Date	06/03/2025



Model	CO_RM9_DFCL_1425AJ		
Creator	CHALEAMPON	.BCP Name	INDEX_C3D_KITCHEN2
Reviewer		Order	H001745
Approves		Date	27/05/2025

CO_RM9_DFCL_1425AJ-1425X9X130

Colour

20.39=ML WARM ROVERE AJ1 (WOODRIFT)

Edge


01.257=1 AJ1



K10L-160160007

K12R-160160034

K13L-160160046



Model	CO_RM9_DFCL_1425AJ		
Creator	CHALEAMPHON	.BCP Name	INDEX_C3D_KITCHEN2
Reviewer		Order	H001745
Approves		Date	27/05/2025

No.	Article No.	Description	Mat	Dimension	Cutting Size	Typepology	Skin
0	CO_RM9_DFCL_1425AJ			1425x130x9			
	CO_RM9_DFCL_1425AJ-01	FILLER TOP	PB-SP	9x130x1425	9X129X1423;L1:W2	183000_STR=20.39_EDG=AJ1-1	2

Model	CO_RM9_DFCL_1600AJ		
Creator	CHALEAMPON	.BCP Name	INDEX_C3D_KITCHEN2
Reviewer		Order	H001746
Approves		Date	27/05/2025

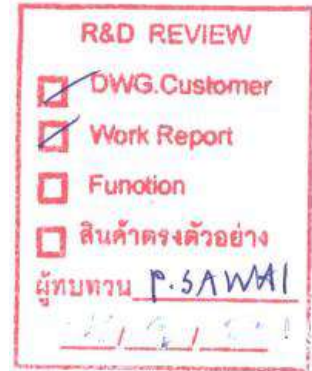
CO_RM9_DFCL_1600AJ-1600X9X130

Colour


20.39=ML WARM ROVERE AJ1 (WOODRIFT)

Edge

01.257=1 AJ1



K10L-160160007



Model	CO_RM9_DFCL_1600AJ		
Creator	CHALEAMPHON	.BCP Name	INDEX_C3D_KITCHEN2
Reviewer		Order	H001746
Approves		Date	27/05/2025

No.	Article No.	Description	Mat	Dimension	Cutting Size	Typepology	Skin
0	CO_RM9_DFCL_1600AJ			1600x130x9			
	CO_RM9_DFCL_1600AJ-02	FILLER TOP	PB-SP	9x130x1600	9X129X1599;L1:W1	183000_STR=20.39_EDG=AJ1-1	2

Model	CO_RM9_DFCL_281AJ		
Creator	CHALEAMPON	.BCP Name	INDEX_C3D_KITCHEN2
Reviewer		Order	H001750
Approves		Date	27/05/2025

CO_RM9_DFCL_281AJ-281X9X130

Colour


20.39=ML WARM ROVERE AJ1 (WOODRIFT)

Edge

01.257=1 AJ1



K10L-160160007



Model	CO_RM9_DFCL_281AJ		
Creator	CHALEAMPHON	.BCP Name	INDEX_C3D_KITCHEN2
Reviewer		Order	H001750
Approves		Date	27/05/2025

No.	Article No.	Description	Mat	Dimension	Cutting Size	Typepology	Skin
0	CO_RM9_DFCL_281AJ			281x130x9			
	CO_RM9_DFCL_281AJ-01	FILLER TOP	PB-SP	9x130x281	9X129X279;L1:W2	183000_STR=20.39_EDG=AJ1-1	2

Model	CO_RM9_DFCL_300AJ		
Creator	CHALEAMPHON	.BCP Name	INDEX_C3D_KITCHEN2
Reviewer		Order	H001751
Approves		Date	27/05/2025

CO_RM9_DFCL_300AJ-300X9X130

Colour


20.39=ML WARM ROVERE AJ1 (WOODRIFT)

Edge

01.257=1 AJ1



- K7R-160159986
- K10L-160160007
- K12R-160160034
- K13L-160160046
- K14L-160160062
- K46L-160160144
- K47L-160160154
- K47R-160160164



Model	CO_RM9_DFCL_300AJ		
Creator	CHALEAMPHON	.BCP Name	INDEX_C3D_KITCHEN2
Reviewer		Order	H001751
Approves		Date	27/05/2025

No.	Article No.	Description	Mat	Dimension	Cutting Size	Typepology	Skin
0	CO_RM9_DFCL_300AJ			300x130x9			
	CO_RM9_DFCL_300AJ-01	FILLER TOP	PB-SP	9x130x300	9X129X298;L1:W2	183000_STR=20.39_EDG=AJ1-1	2

Model	CO_RM9_DFCL_700AJ		
Creator	CHALEAMPON	.BCP Name	INDEX_C3D_KITCHEN2
Reviewer		Order	H001755
Approves		Date	27/05/2025

CO_RM9_DFCL_700AJ-700X9X130

Colour

20.39=ML WARM ROVERE AJ1 (WOODRIFT)


Edge

01.257=1 AJ1



K10L-160160007

K13L-160160046



Model	CO_RM9_DFCL_700AJ		
Creator	CHALEAMPHON	.BCP Name	INDEX_C3D_KITCHEN2
Reviewer		Order	H001755
Approves		Date	27/05/2025

No.	Article No.	Description	Mat	Dimension	Cutting Size	Typepology	Skin
0	CO_RM9_DFCL_700AJ			700x130x9			
	CO_RM9_DFCL_700AJ-01	FILLER TOP	PB-SP	9x130x700	9X129X698;L1:W2	183000_STR=20.39_EDG=AJ1-1	2

Model	CO_RM9_DFL(AJ)		
Creator	CHALEAMPHON	.BCP Name	INDEX_C3D_KITCHEN2
Reviewer		Order	H001785
Approves		Date	04/06/2025

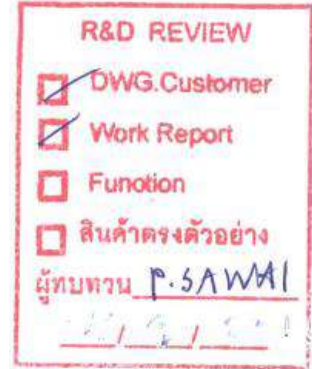
CO_RM9_DFL(AJ)-150X300X700

Colour


05.96=ML.WHITE NORDIC ELM BS9 (MATT WOODGRAIN)
20.39=ML WARM ROVERE AJ1 (WOODRIFT)

Edge

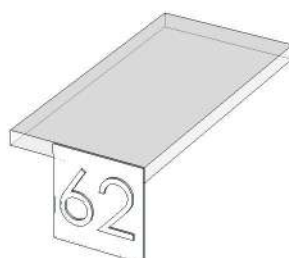


01.366=1 BS9
01.257=1 AJ1



K7R-160159986
K10L-160160007
K11R-160160021
K13L-160160046



Model	-CO RM9		
Creator	CHALEAMPHON	.BCP Name	INDEX_C3D_KITCHEN2
Reviewer		Order	H001785
Approves		Date	04/06/2025



Model	CO_RM9_DL60(C)R		
Creator	CHALEAMPHON	.BCP Name	INDEX_C3D_KITCHEN2
Reviewer		Order	H001661
Approves		Date	28/04/2025

CO_RM9_DL60(C)R-600X300X700

Colour

05.96=ML.WHITE NORDIC ELM BS9 (MATT WOODGRAIN)

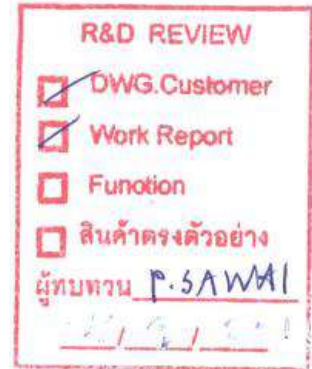
20.44=ML WHITE VM1012/2610/2610 (PEAEL)

03.11=PVC 0.15 WHITE SAND #DFS7T06 (MALT)

Edge

01.366=1 BS9

01.47=1 WHITE

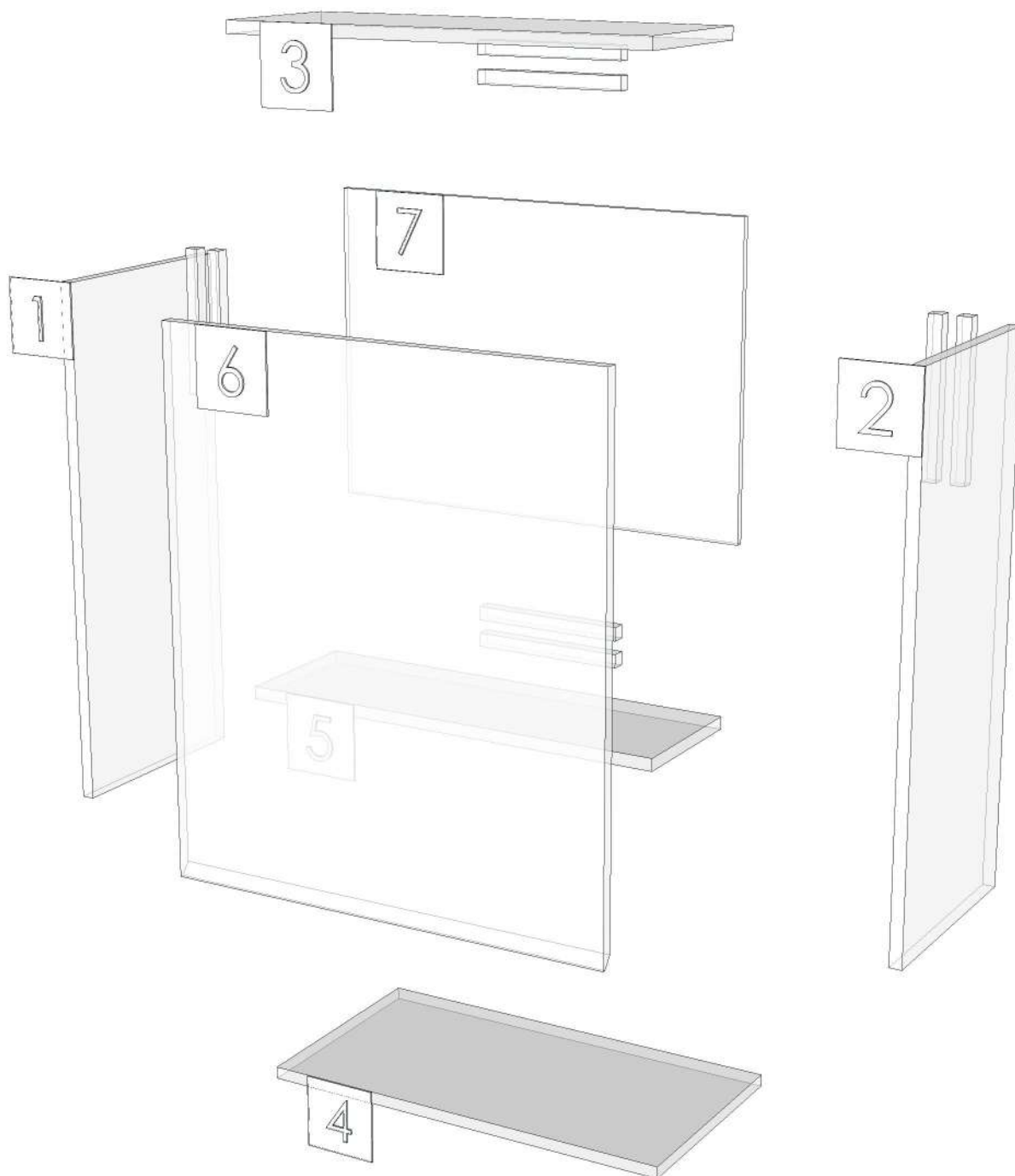


K10L-160160007

K35R-1601



Model	-CO RM9		
Creator	CHALEAMPHON	.BCP Name	INDEX_C3D_KITCHEN2
Reviewer		Order	H001661
Approves		Date	28/04/2025



Model	CO_RM9_DL60HR		
Creator	CHALEAMPHON	.BCP Name	INDEX_C3D_KITCHEN2
Reviewer		Order	H001588
Approves		Date	05/03/2025

CO_RM9_DL60HR-600X300X660

Colour

05.96=ML.WHITE NORDIC ELM BS9 (MATT WOODGRAIN)

20.44=ML WHITE VM1012/2610/2610 (PEAEL)

03.11=PVC 0.15 WHITE SAND #DFS7T06 (MALT)

Edge

01.366=1 BS9

01.47=1 WHITE



K1L-160159960

K9L-160159996

K10L-160160007

K13L-160160046

K14L-160160062

K15L-160160073

K45L-160160128

K46L-160160144

K47L-160160154

K5L-1601

K23L-1601

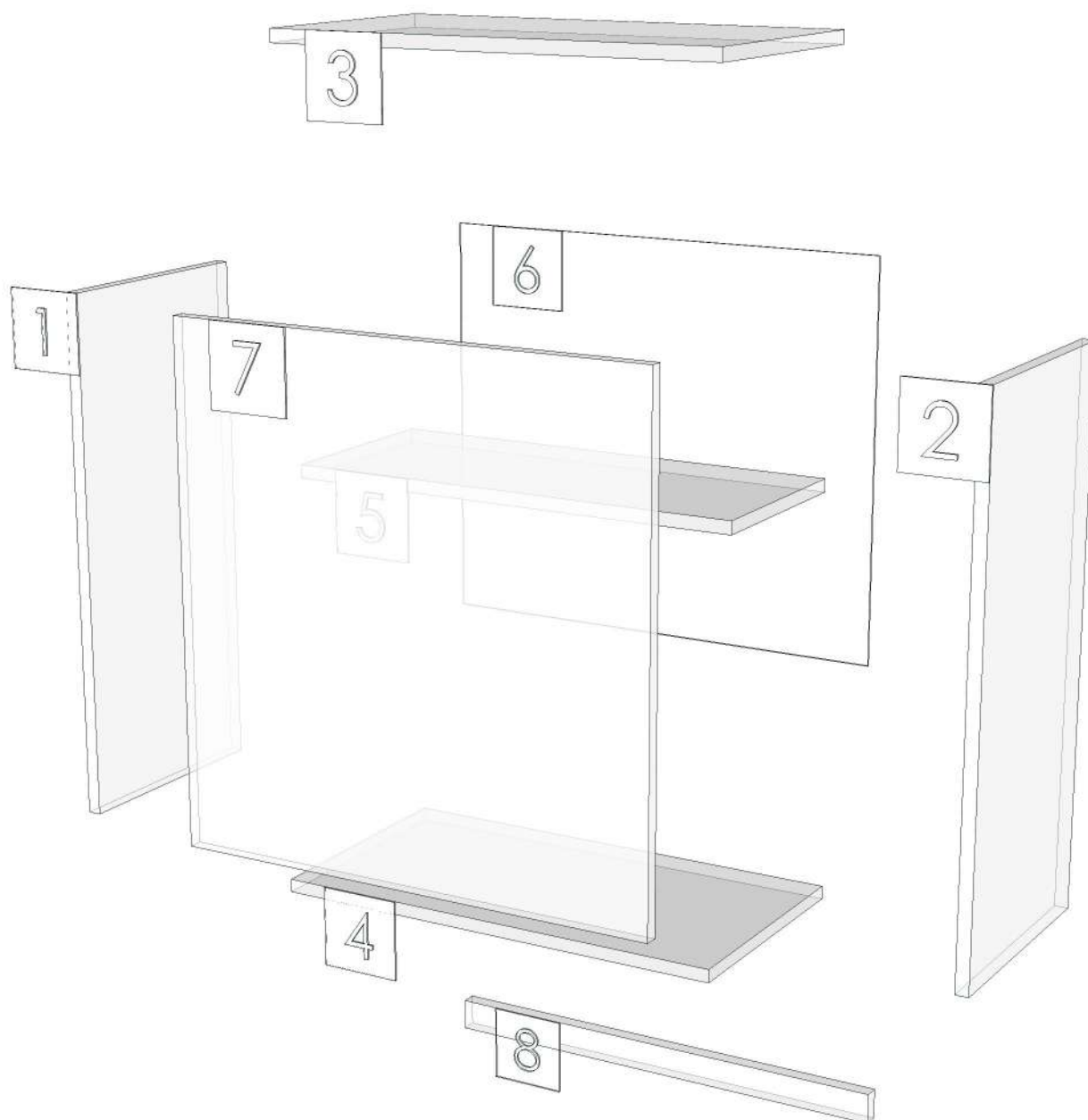
K38L-1601

K39L-1601

K54L-1601



Model	-CO RM9		
Creator	CHALEAMPON	.BCP Name	INDEX_C3D_KITCHEN2
Reviewer		Order	H001588
Approves		Date	05/03/2025



Model	CO_RM9_DL60L		
Creator	CHALEAMPHON	.BCP Name	INDEX_C3D_KITCHEN2
Reviewer		Order	H001589
Approves		Date	05/03/2025

CO_RM9_DL60L-600X300X700

Colour

05.96=ML.WHITE NORDIC ELM BS9 (MATT WOODGRAIN)
20.44=ML WHITE VM1012/2610/2610 (PEAEL)
03.11=PVC 0.15 WHITE SAND #DFS7T06 (MALT)

Edge


01.366=1 BS9
01.47=1 WHITE



- K1L-160159960
- K10L-160160007
- K14L-160160062
- K18L-160160095
- K41L-160160107
- K45L-160160128
- K50L-160163093
- K4R-1601
- K5L-1601
- K20L-1601
- K23L-1601
- K30L-1601
- K34L-1601
- K37R-1601
- K51L-1601
- K53R-1601



Model	-CO RM9		
Creator	CHALEAMPON	.BCP Name	INDEX_C3D_KITCHEN2
Reviewer		Order	H001589
Approves		Date	05/03/2025



Model	CO_RM9_DLC55_25L		
Creator	CHALEAMPHON	.BCP Name	INDEX_C3D_KITCHEN2
Reviewer		Order	H001660
Approves		Date	26/04/2025

CO_RM9_DLC55_25L-550X300X700

Colour

05.96=ML.WHITE NORDIC ELM BS9 (MATT WOODGRAIN)
20.44=ML WHITE VM1012/2610/2610 (PEAEL)
03.11=PVC 0.15 WHITE SAND #DFS7T06 (MALT)
20.39=ML WARM ROVERE AJ1 (WOODRIFT)

Edge


01.366=1 BS9
01.47=1 WHITE
01.257=1 AJ1



K10L-160160007



Model	-CO RM9		
Creator	CHALEAMPHON	.BCP Name	INDEX_C3D_KITCHEN2
Reviewer		Order	H001660
Approves		Date	26/04/2025



Model	CO_RM9_DPLT_1300		
Creator	CHALEAMPON	.BCP Name	INDEX_C3D_KITCHEN2
Reviewer		Order	H001771
Approves		Date	28/05/2025

CO_RM9_DPLT_1300-1300X9X100

Colour

20.39=ML WARM ROVERE AJ1 (WOODRIFT)


Edge

01.257=1 AJ1



K10L-160160007

K18L-160160095



Model	CO_RM9_DPLT_1300		
Creator	CHALEAMPHON	.BCP Name	INDEX_C3D_KITCHEN2
Reviewer		Order	H001771
Approves		Date	28/05/2025

No.	Article No.	Description	Mat	Dimension	Cutting Size	Typepology	Skin
0	CO_RM9_DPLT_1300			1300x100x9			
	CO_RM9_DPLT_1300-02	LED BOTTOM	PB-SP	9x100x1300	9X98X1299;L2:W1	183000_STR=20.39_EDG=AJ1-1	2

Model	CO_RM9_DPLT_470		
Creator	CHALEAMPON	.BCP Name	INDEX_C3D_KITCHEN2
Reviewer		Order	H001599
Approves		Date	06/03/2025

CO_RM9_DPLT_470-470X9X100

Colour

20.39=ML WARM ROVERE AJ1 (WOODRIFT)

Edge


01.257=1 AJ1



K2R-160159976

K10L-160160007

K15L-160160073



Model	CO_RM9_DPLT_470		
Creator	CHALEAMPHON	.BCP Name	INDEX_C3D_KITCHEN2
Reviewer		Order	H001599
Approves		Date	06/03/2025

No.	Article No.	Description	Mat	Dimension	Cutting Size	Typepology	Skin
0	CO_RM9_DPLT_470			470x100x9			
	CO_RM9_DPLT_470-01	LED BOTTOM	PB-SP	9x100x470	9X98X468;L2:W2	183000_STR=20.39_EDG=AJ1-1	2

Model	CO_RM9_DPLT_517		
Creator	CHALEAMPON	.BCP Name	INDEX_C3D_KITCHEN2
Reviewer		Order	H001777
Approves		Date	28/05/2025

CO_RM9_DPLT_517-517X9X100

Colour

20.39=ML WARM ROVERE AJ1 (WOODRIFT)

Edge


01.257=1 AJ1



K10L-160160007

K12R-160160034

K13L-160160146



Model	CO_RM9_DPLT_517		
Creator	CHALEAMPHON	.BCP Name	INDEX_C3D_KITCHEN2
Reviewer		Order	H001777
Approves		Date	28/05/2025

No.	Article No.	Description	Mat	Dimension	Cutting Size	Typepology	Skin
0	CO_RM9_DPLT_517			517x100x9			
	CO_RM9_DPLT_517-01	LED BOTTOM	PB-SP	9x100x517	9X98X515;L2:W2	183000_STR=20.39_EDG=AJ1-1	2

Model	CO_RM9_DPLT_600		
Creator	CHALEAMPHON	.BCP Name	INDEX_C3D_KITCHEN2
Reviewer		Order	H001601
Approves		Date	06/03/2025

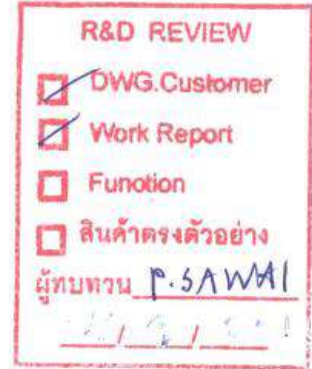
CO_RM9_DPLT_600-600X9X100

Colour


20.39=ML WARM ROVERE AJ1 (WOODRIFT)

Edge

01.257=1 AJ1



- K1L-160159960
- K1R-160159968
- K2R-160159976
- K7R-160159986
- K9L-160159996
- K10L-160160007
- K11R-160160021
- K12R-160160034
- K14L-160160062
- K15L-160160073
- K16R-160160085
- K18L-160160095
- K41L-160160107
- K43R-160160120
- K45L-160160128
- K45R-160160136
- K46L-160160144
- K47L-160160154
- K47R-160160164



Model	CO_RM9_DPLT_600		
Creator	CHALEAMPHON	.BCP Name	INDEX_C3D_KITCHEN2
Reviewer		Order	H001601
Approves		Date	06/03/2025

No.	Article No.	Description	Mat	Dimension	Cutting Size	Typepology	Skin
0	CO_RM9_DPLT_600			600x100x9			
	CO_RM9_DPLT_600-01	LED BOTTOM	PB-SP	9x100x600	9X98X598;L2:W2	183000_STR=20.39_EDG=AJ1-1	2

Model	CO_RM9_DT55R(D281)		
Creator	CHALEAMPON	.BCP Name	INDEX_C3D_KITCHEN2
Reviewer		Order	H001663
Approves		Date	28/04/2025

CO_RM9_DT55R(D281)-550X281X2220

Colour

20.39=ML WARM ROVERE AJ1 (WOODRIFT)
20.44=ML WHITE VM1012/2610/2610 (PEAEL)
03.11=PVC 0.15 WHITE SAND #DFS7T06 (MALT)

Edge

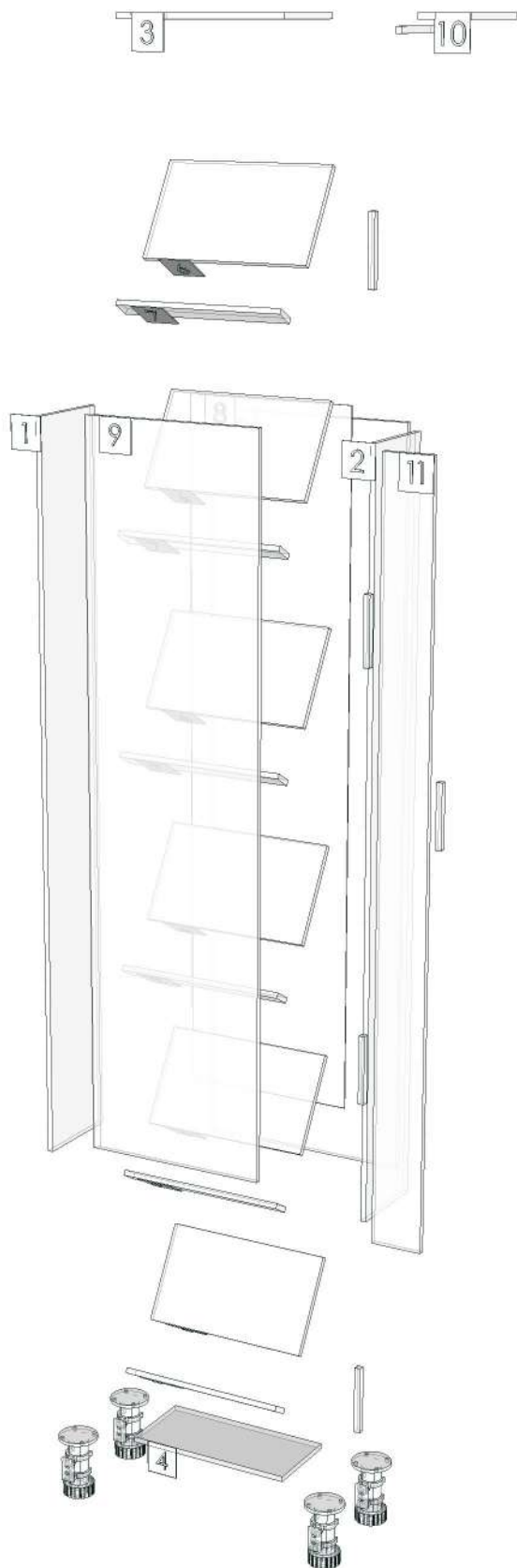
01.257=1 AJ1
01.47=1 WHITE



K10L-160160007



Model	-CO_RM9		
Creator	CHALEAMPHON	.BCP Name	INDEX_C3D_KITCHEN2
Reviewer		Order	H001663
Approves		Date	28/04/2025



Model	CO_RM9_DW70		
Creator	CHALEAMPHON	.BCP Name	INDEX_C3D_KITCHEN2
Reviewer		Order	H001662
Approves		Date	28/04/2025

CO_RM9_DW70-700X300X400

Colour

05.96=ML.WHITE NORDIC ELM BS9 (MATT WOODGRAIN)

20.24=ML AE9V (PEARL)

03.11=PVC 0.15 WHITE SAND #DFS7T06 (MALT)

Edge

01.366=1 BS9

01.47=1 WHITE



K10L-160160007

K11R-160160021

K12R-160160034

K41L-160160107

K43R-160160120

K42R-160163061

K4R-1601

K23L-1601

K23R-1601


K33R-1601

K35R-1601

K36R-1601

K39L-1601

K54L-1601



Model	-CO RM9		
Creator	CHALEAMPHON	.BCP Name	INDEX_C3D_KITCHEN2
Reviewer		Order	H001662
Approves		Date	28/04/2025

