

| | | | |
|-----------------|---------------------|------------------|--------------------|
| Model | LANDMARK_TSH_DB140L | | |
| Creator | PASATHORN | .BCP Name | INDEX_C3D_KITCHEN2 |
| Reviewer | | Order | I004090 |
| Approves | <i>P.SAWAI</i> | Date | 24/04/2025 |

LANDMARK_TSH_DB140L-1500X580X830

Colour


30.47=HPL HMR LAMINATE WINSONART NO.6826-29 (WET PROTECT

Edge

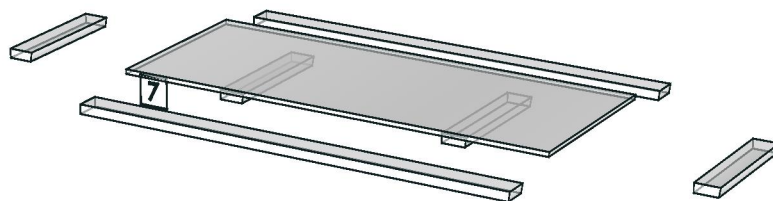
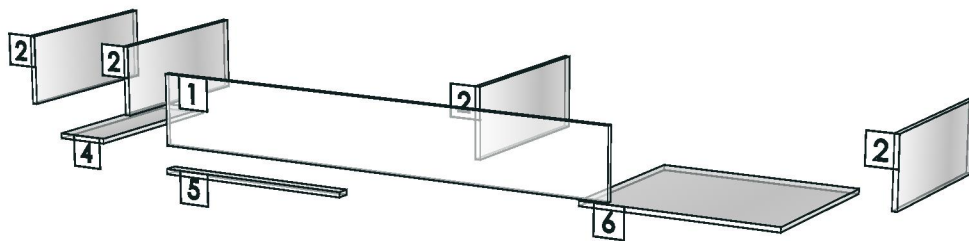
01.446=1 6826-29 (MW40-A1963TH00)

K1L-160159905

| | |
|-------------------------------------|-------------------|
| R&D REVIEW | |
| <input checked="" type="checkbox"/> | DWG.Customer |
| <input checked="" type="checkbox"/> | Work Report |
| <input type="checkbox"/> | Function |
| <input type="checkbox"/> | สินค้าตรงตัวอย่าง |
| ผู้ทบทวน <u>P.SAWAI</u> | |
| <u>25/4/25</u> | |



| | | | |
|-----------------|----------------------|------------------|--------------------|
| Model | -LANDMARK_TSH_DB140L | | |
| Creator | | .BCP Name | INDEX_C3D_KITCHEN2 |
| Reviewer | | Order | I004090 |
| Approves | P.SAWAI | Date | |



| | | | |
|-----------------|--------------------|------------------|--------------------|
| Model | LANDMARK_TSH_DDMK1 | | |
| Creator | PASATHORN | .BCP Name | INDEX_C3D_KITCHEN2 |
| Reviewer | | Order | I004084 |
| Approves | P.SAWAI | Date | 23/04/2025 |

LANDMARK_TSH_DDMK1-1500X9X2450

Colour

30.47=HPL HMR LAMINATE WINSONART NO.6826-29 (WET PROTECT

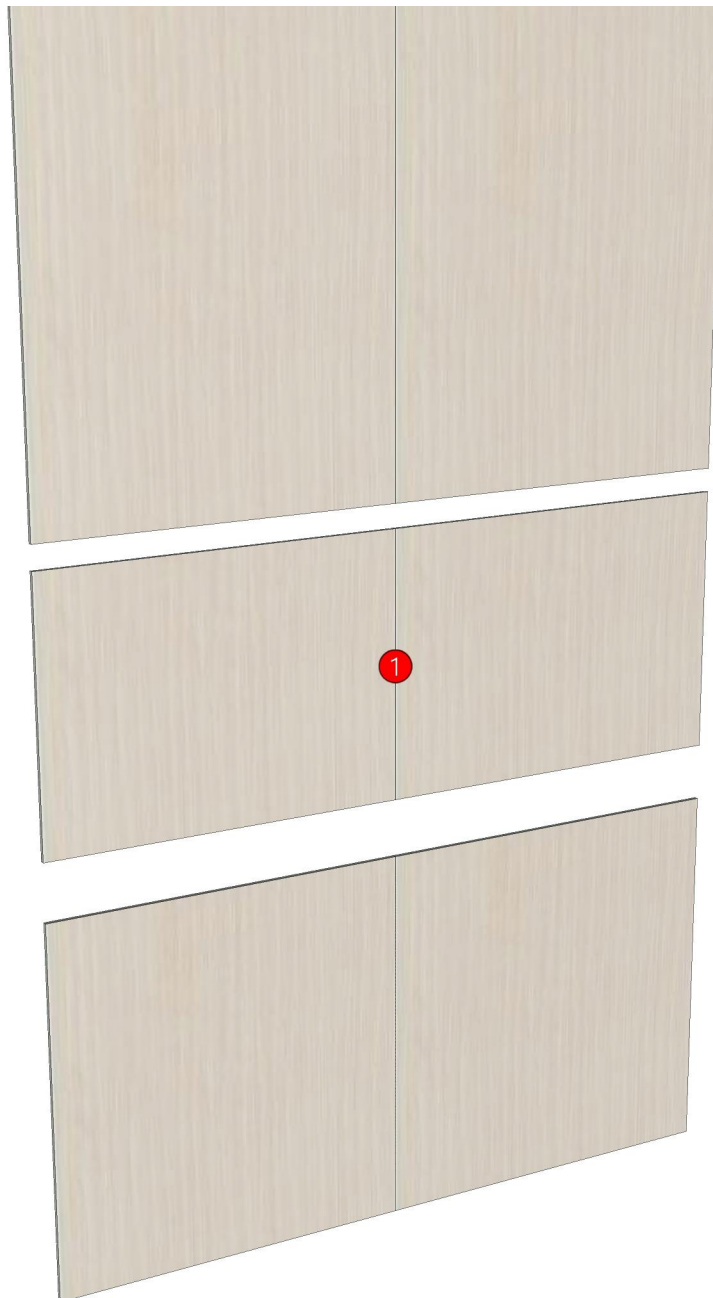
Edge

01.446=1 6826-29 (MW40-A1963TH00)




K1L-160159905

K1R-160159910

| | |
|-------------------------------------|-------------------|
| R&D REVIEW | |
| <input checked="" type="checkbox"/> | DWG.Customer |
| <input checked="" type="checkbox"/> | Work Report |
| <input type="checkbox"/> | Function |
| <input type="checkbox"/> | สินค้าตรงตัวอย่าง |
| ผู้ทบทวน <u>P.SAWAI</u> | |
| <u>23/04/2025</u> | |



| | | | |
|-----------------|---------------------|------------------|--------------------|
| Model | -LANDMARK_TSH_DDMK1 | | |
| Creator | | .BCP Name | INDEX_C3D_KITCHEN2 |
| Reviewer | | Order | I004084 |
| Approves | P.SAWAI | Date | |



| | | | |
|-----------------|----------------------|------------------|--------------------|
| Model | LANDMARK_TSH_DSH1400 | | |
| Creator | PASATHORN | .BCP Name | INDEX_C3D_KITCHEN2 |
| Reviewer | | Order | I004089 |
| Approves | P.SAWAI | Date | 24/04/2025 |

LANDMARK_TSH_DSH1400-1440X400X50

Colour

30.47=HPL HMR LAMINATE WINSONART NO.6826-29 (WET PROTECT
NOTXTE3=NO TEXTURE HMR


Edge

01.446=1 6826-29 (MW40-A1963TH00)

K1L-160159905

K1R-160159910

| | |
|-------------------------------------|-------------------|
| R&D REVIEW | |
| <input checked="" type="checkbox"/> | DWG.Customer |
| <input checked="" type="checkbox"/> | Work Report |
| <input type="checkbox"/> | Function |
| <input type="checkbox"/> | สินค้าตรงตัวอย่าง |
| ผู้ทบทวน <u>P.SAWAI</u> | |
| <u>25/4/25</u> | |



| | | | |
|-----------------|----------------------|------------------|--------------------|
| Model | LANDMARK_TSH_DSH1400 | | |
| Creator | PASATHORN | .BCP Name | INDEX_C3D_KITCHEN2 |
| Reviewer | | Order | I004089 |
| Approves | <i>P. SAWAI</i> | Date | 24/04/2025 |

| No. | Article No. | Description | Mat | Dimension | Cutting Size | Typeology | Skin |
|-----|--------------------------|----------------------|-----------|-------------|---------------------|----------------------------|------|
| 0 | LANDMARK_TSH_DSH1400 | LANDMARK_TSH_DSH1400 | | 1440x50x400 | | | |
| | LANDMARK_TSH_DSH1400-01 | SHELF Panel-SP | MDF-SP | 48x400x1440 | L2:W0 | 50000_STR=30.47_EDG=6826-1 | 2 |
| | LANDMARK_TSH_DSH1400-01A | TOP BOT Panel-SP | MDF-SP | 16x410x1450 | 16X410X1450;NO EDGE | 182000_STR=30.47_EDG=- | 1 |
| | LANDMARK_TSH_DSH1400-01A | TOP BOT Panel-SP | MDF-SP | 16x410x1450 | 16X410X1450;NO EDGE | 182001_STR=30.47_EDG=- | 1 |
| | LANDMARK_TSH_DSH1400-01B | FRONT BACK BOTOM | MDFHMR-SP | 16x80x1450 | 16X80X1450;NO EDGE | 182002_STR=NOTXTE3_EDG=- | |
| | LANDMARK_TSH_DSH1400-01B | FRONT BACK BOTOM | MDFHMR-SP | 16x80x1450 | 16X80X1450;NO EDGE | 182003_STR=NOTXTE3_EDG=- | |
| | LANDMARK_TSH_DSH1400-01C | INSIDE BOTTOM | MDFHMR-SP | 16x80x250 | 16X80X250;NO EDGE | 185000_STR=NOTXTE3_EDG=- | |
| | LANDMARK_TSH_DSH1400-01C | INSIDE BOTTOM | MDFHMR-SP | 16x80x250 | 16X80X250;NO EDGE | 185001_STR=NOTXTE3_EDG=- | |
| | LANDMARK_TSH_DSH1400-01C | INSIDE BOTTOM | MDFHMR-SP | 16x80x250 | 16X80X250;NO EDGE | 185002_STR=NOTXTE3_EDG=- | |
| | LANDMARK_TSH_DSH1400-01C | INSIDE BOTTOM | MDFHMR-SP | 16x80x250 | 16X80X250;NO EDGE | 185003_STR=NOTXTE3_EDG=- | |
| | LANDMARK_TSH_DSH1400-01C | INSIDE BOTTOM | MDFHMR-SP | 16x80x250 | 16X80X250;NO EDGE | 185004_STR=NOTXTE3_EDG=- | |
| | LANDMARK_TSH_DSH1400-02 | MAI LIM | MDF-SP | 9x12x150 | 9X12X150;NO EDGE | 184000_STR=NOTXTE3_EDG=- | |
| | LANDMARK_TSH_DSH1400-02 | MAI LIM | MDF-SP | 9x12x150 | 9X12X150;NO EDGE | 184001_STR=NOTXTE3_EDG=- | |