

Model	BASE_YPM_DB40R		
Creator	CHALEAMPON	.BCP Name	INDEX_C3D_KITCHEN2
Reviewer		Order	H001294
Approves		Date	13/11/2024

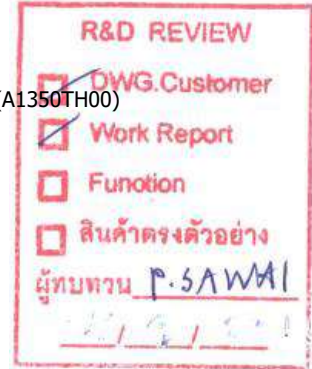
BASE_YPM_DB40R-400X570X818

Colour


05.89=ML.MARCELO ASH # BK8(MATT WOODGRAIN)

Edge

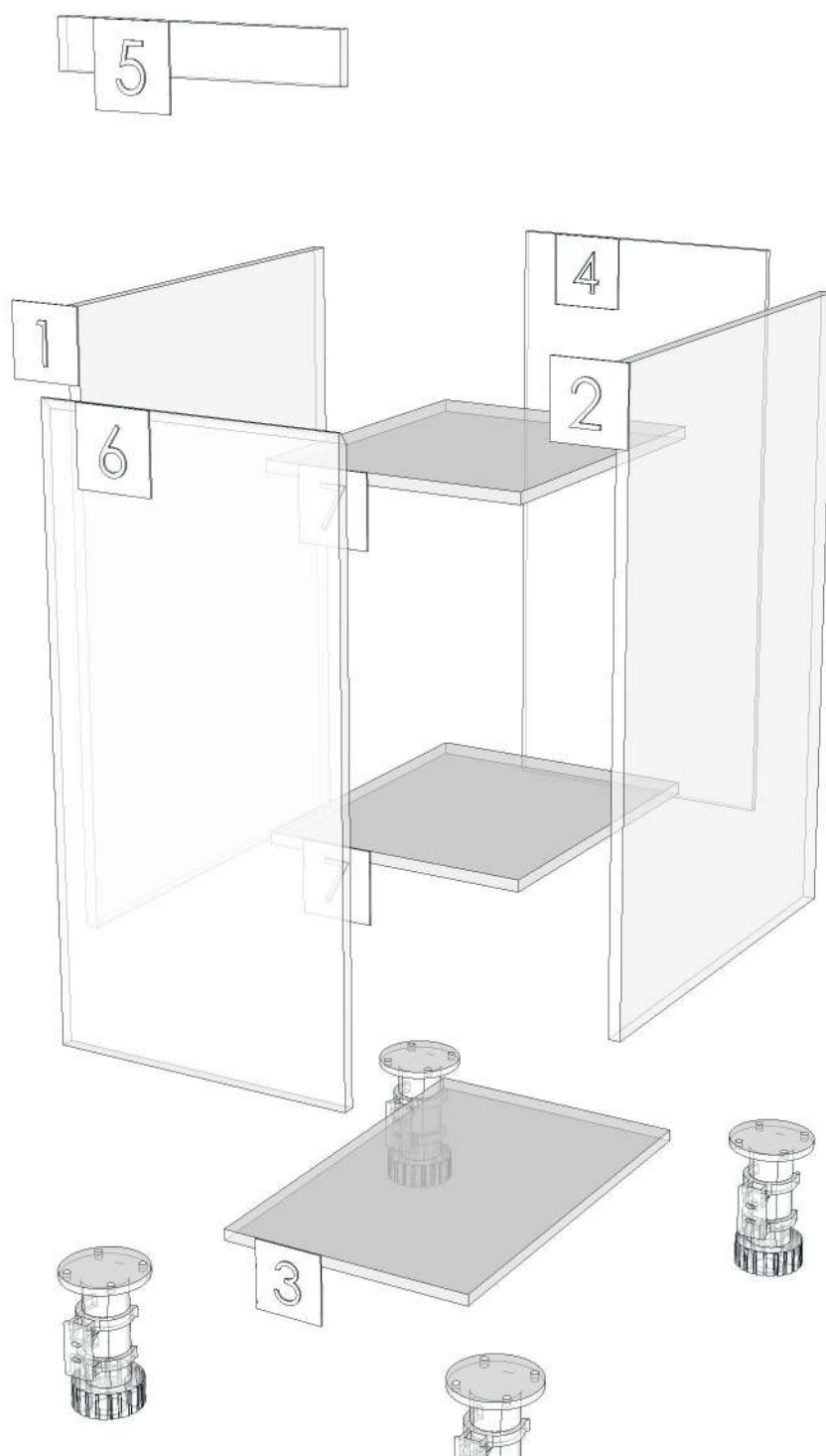
01.354=1 MARCELO ASH BK8 (A1350TH00)



- K90L-160151093
- K120R-160151140
- K800L-160151083
- K900L-160158768
- K1200R-160156938



Model	-BASE_YPM		
Creator	CHALEAMPHON	.BCP Name	INDEX_C3D_KITCHEN2
Reviewer		Order	H001294
Approves		Date	13/11/2024



Model	BASE_YPM_DBS59L(GR)		
Creator	CHALEAMPON	.BCP Name	INDEX_C3D_KITCHEN2
Reviewer		Order	H001296
Approves		Date	14/11/2024

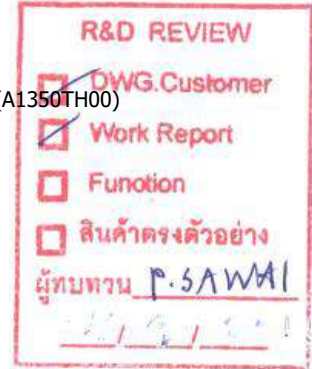
BASE_YPM_DBS59L(GR)-590X570X818

Colour

05.89=ML.MARCELO ASH # BK8(MATT WOODGRAIN)

Edge

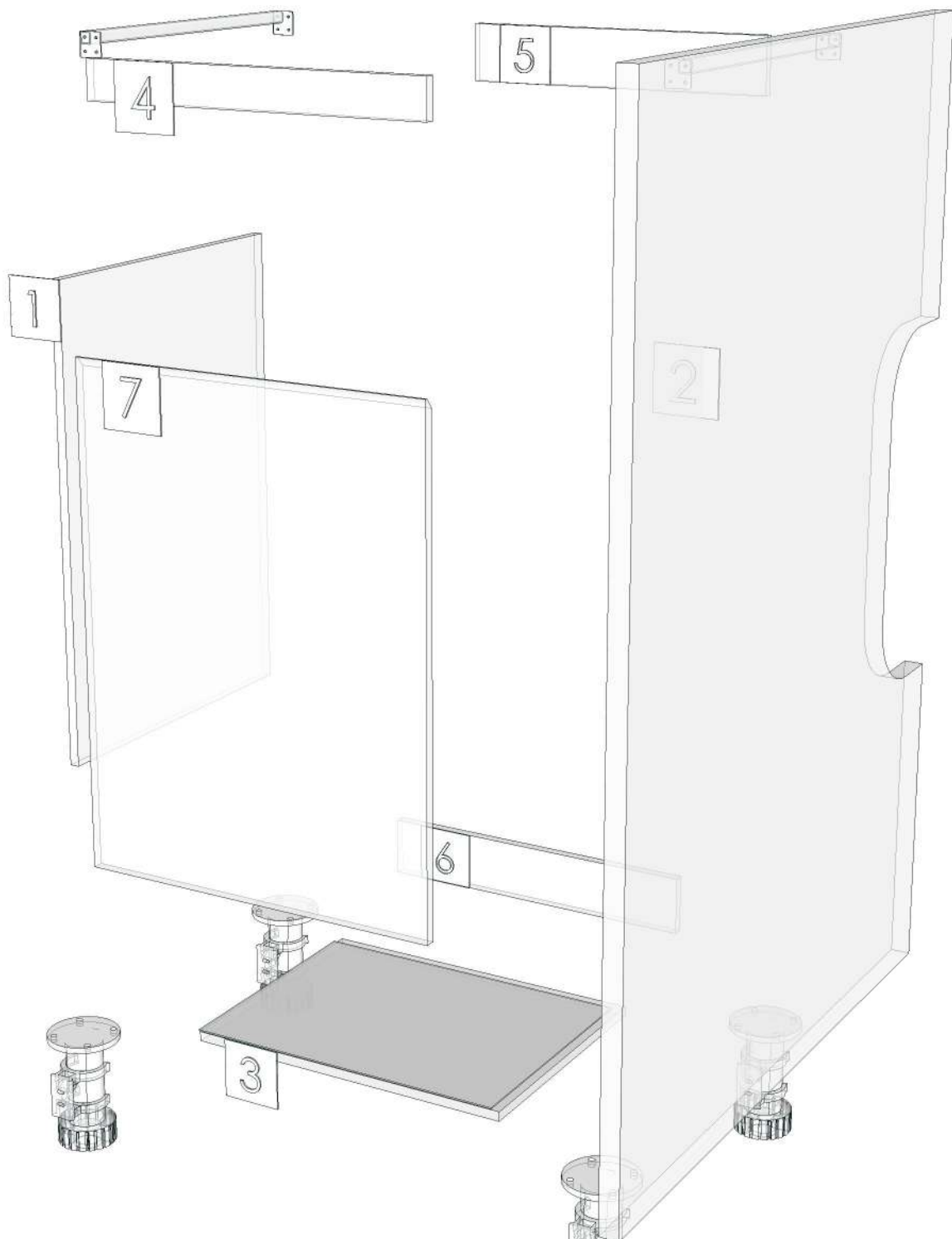
01.354=1 MARCELO ASH BK8 (A1350TH00)



K90L-160151093
K900L-160158768



Model	-BASE_YPM		
Creator	CHALEAMPHON	.BCP Name	INDEX_C3D_KITCHEN2
Reviewer		Order	H001296
Approves		Date	14/11/2024



Model	BASE_YPM_DFCL_1640		
Creator	CHALEAMPHON	.BCP Name	INDEX_C3D_KITCHEN2
Reviewer		Order	H001489
Approves		Date	23/01/2025

No.	Article No.	Description	Mat	Dimension	Cutting Size	Typepology	Skin
0	BASE_YPM_DFCL_1640			1640x170x16			
	BASE_YPM_DFCL_1640-01	FILLER TOP	PB-SP	16x170x1640	16X169X1638;L1:W2	183000_STR=20.04_EDG=SANDSTONE073-1	2

Model	BASE_YPM_DFCL_279		
Creator	CHALEAMPHON	.BCP Name	INDEX_C3D_KITCHEN2
Reviewer		Order	H001491
Approves		Date	23/01/2025

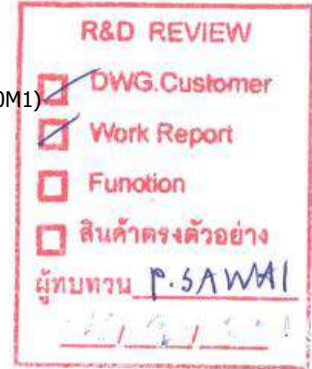
BASE_YPM_DFCL_279-279X16X170

Colour


20.04=ML.SANDSTONE#073_PEARL

Edge

01.155=1 SANDSTONE (P7-500M1)



- K100L-160151032
- K400L-160151042
- K500L-160151053
- K600L-160151061
- K600R-160151068
- K800L-160151083
- K90L-160151093
- K90R-160147306
- K1000L-160151102
- K1000R-160151112
- K1100L-160151122
- K110R-160151131
- K120R-160151140
- K130L-160151153
- K3000R-160151162
- K1100R-160156929
- K1300L-160156951
- K900L-160158768
- K900R-160158777
- K1200R-160156938



Model	BASE_YPM_DFCL_279		
Creator	CHALEAMPHON	.BCP Name	INDEX_C3D_KITCHEN2
Reviewer		Order	H001491
Approves		Date	23/01/2025

No.	Article No.	Description	Mat	Dimension	Cutting Size	Typepology	Skin
0	BASE_YPM_DFCL_279			279x170x16			
	BASE_YPM_DFCL_279-01	FILLER TOP	PB-SP	16x170x279	16X169X278;L1:W1	183000_STR=20.04_EDG=SANDSTONE073-1	2

Model	BASE_YPM_DL60HL(N)		
Creator	CHALEAMPHON	.BCP Name	INDEX_C3D_KITCHEN2
Reviewer		Order	H001526
Approves		Date	06/02/2025

BASE_YPM_DL60HL(N)-600X300X660

Colour

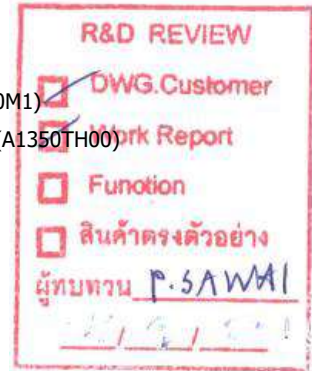
20.04=ML.SANDSTONE#073_PEARL

05.89=ML.MARCELO ASH # BK8(MATT WOODGRAIN)


Edge

01.155=1 SANDSTONE (P7-500M1)

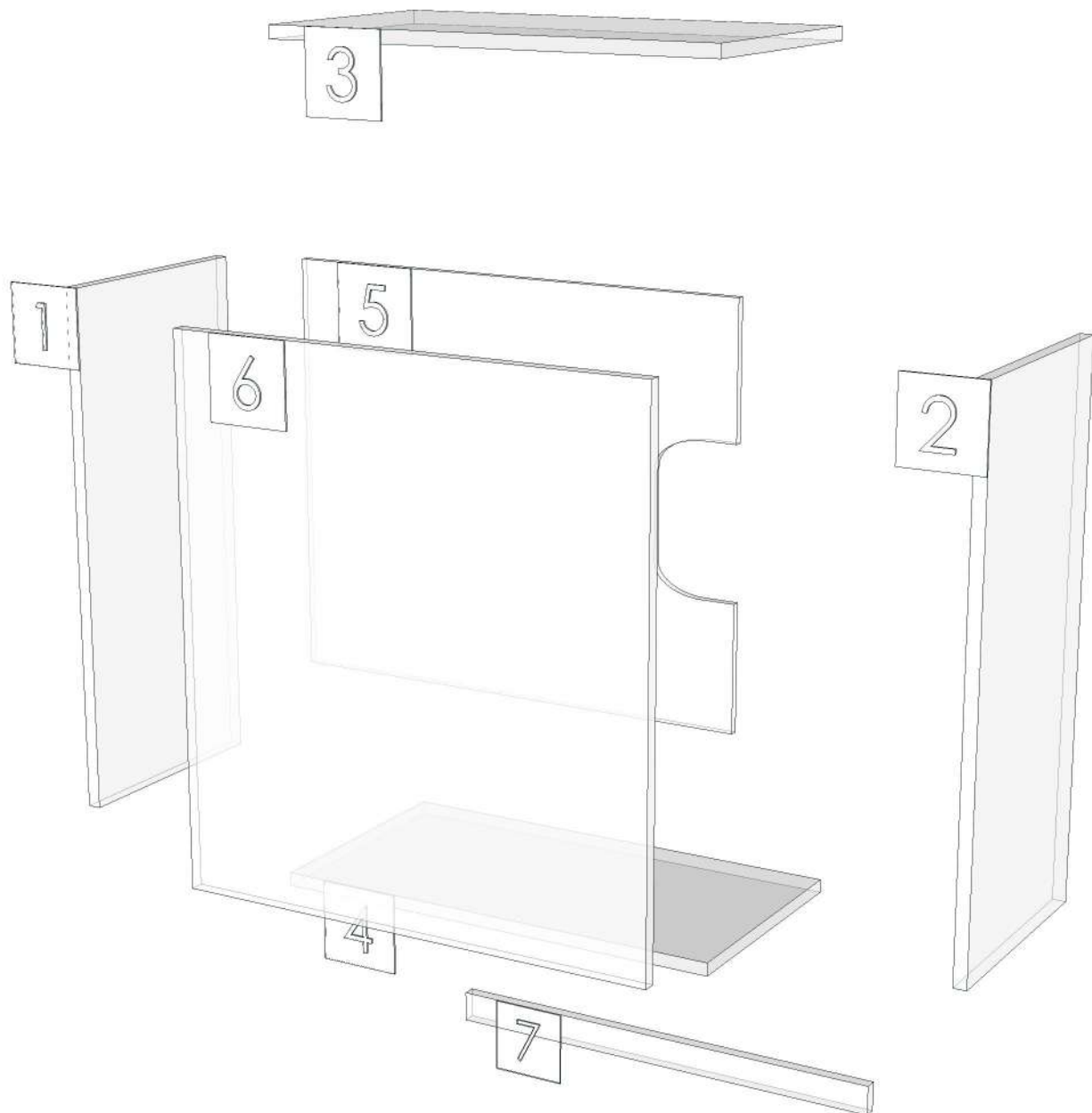
01.354=1 MARCELO ASH BK8 (A1350TH00)



- K600R-160151068
- K1000R-160151112
- K1100R-160156929
- K900L-160158768
- K200R-1601



Model	-BASE_YPM		
Creator	CHALEAMPHON	.BCP Name	INDEX_C3D_KITCHEN2
Reviewer		Order	H001526
Approves		Date	06/02/2025



Model	BASE_YPM_DLO45		
Creator	CHALEAMPHON	.BCP Name	INDEX_C3D_KITCHEN2
Reviewer		Order	H001089
Approves		Date	09/08/2024

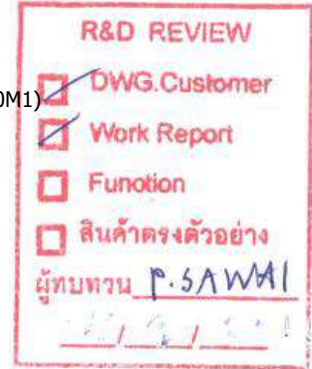
BASE_YPM_DLO45-450X300X700

Colour

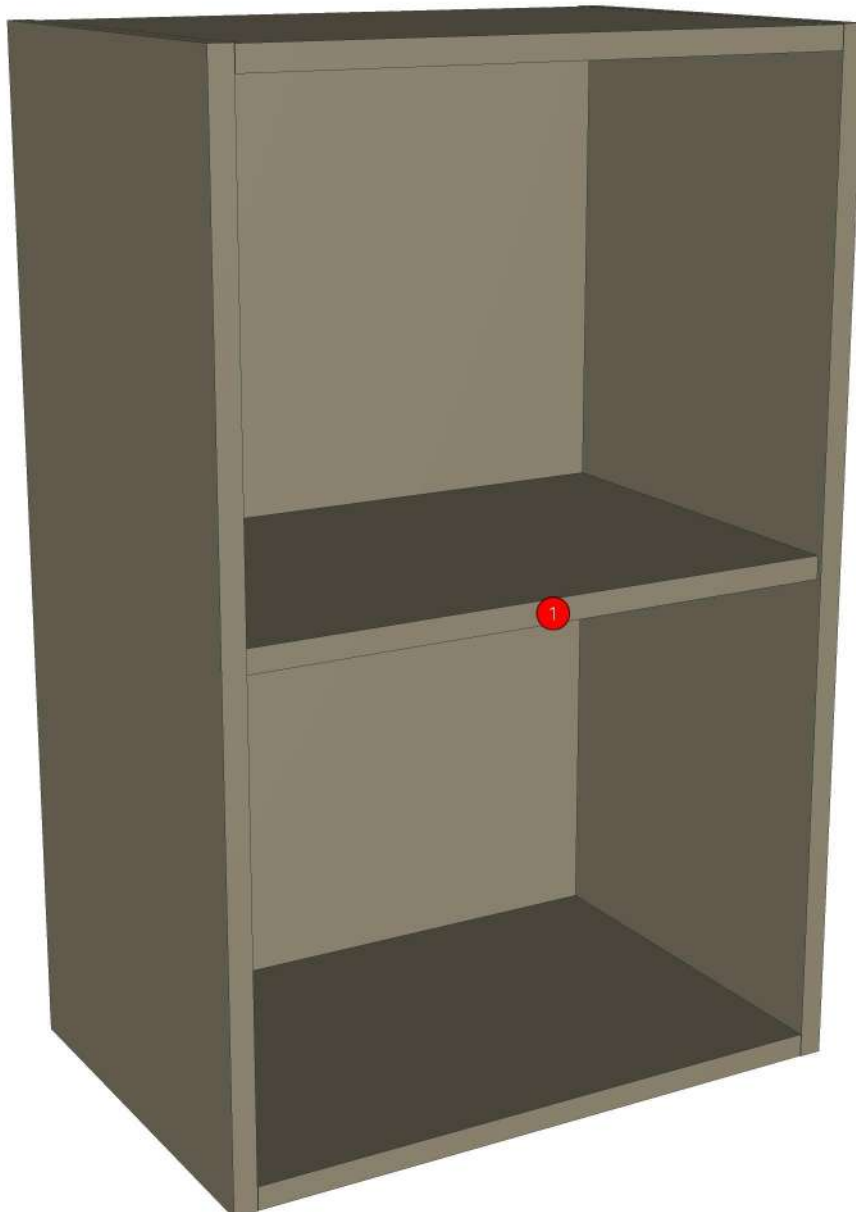
20.04=ML.SANDSTONE#073_PEARL

Edge

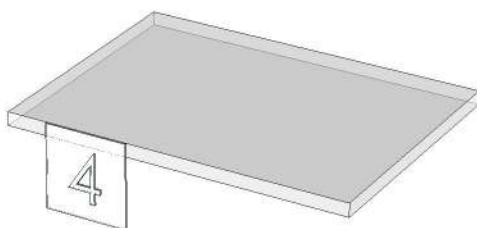


01.155=1 SANDSTONE (P7-500M1)



- K90L-160151093
- K90R-160147306
- K900L-160158768
- K900R-160158777



Model	-BASE_YPM		
Creator	CHALEAMPON	.BCP Name	INDEX_C3D_KITCHEN2
Reviewer		Order	H001089
Approves		Date	09/08/2024



Model	BASE_YPM_DLOMV60(N)		
Creator	CHALEAMPHON	.BCP Name	INDEX_C3D_KITCHEN2
Reviewer		Order	H001448
Approves		Date	14/01/2025

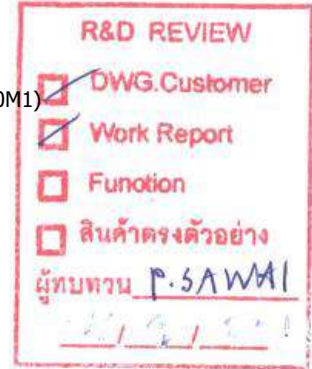
BASE_YPM_DLOMV60(N)-600X350X800

Colour

20.04=ML.SANDSTONE#073_PEARL

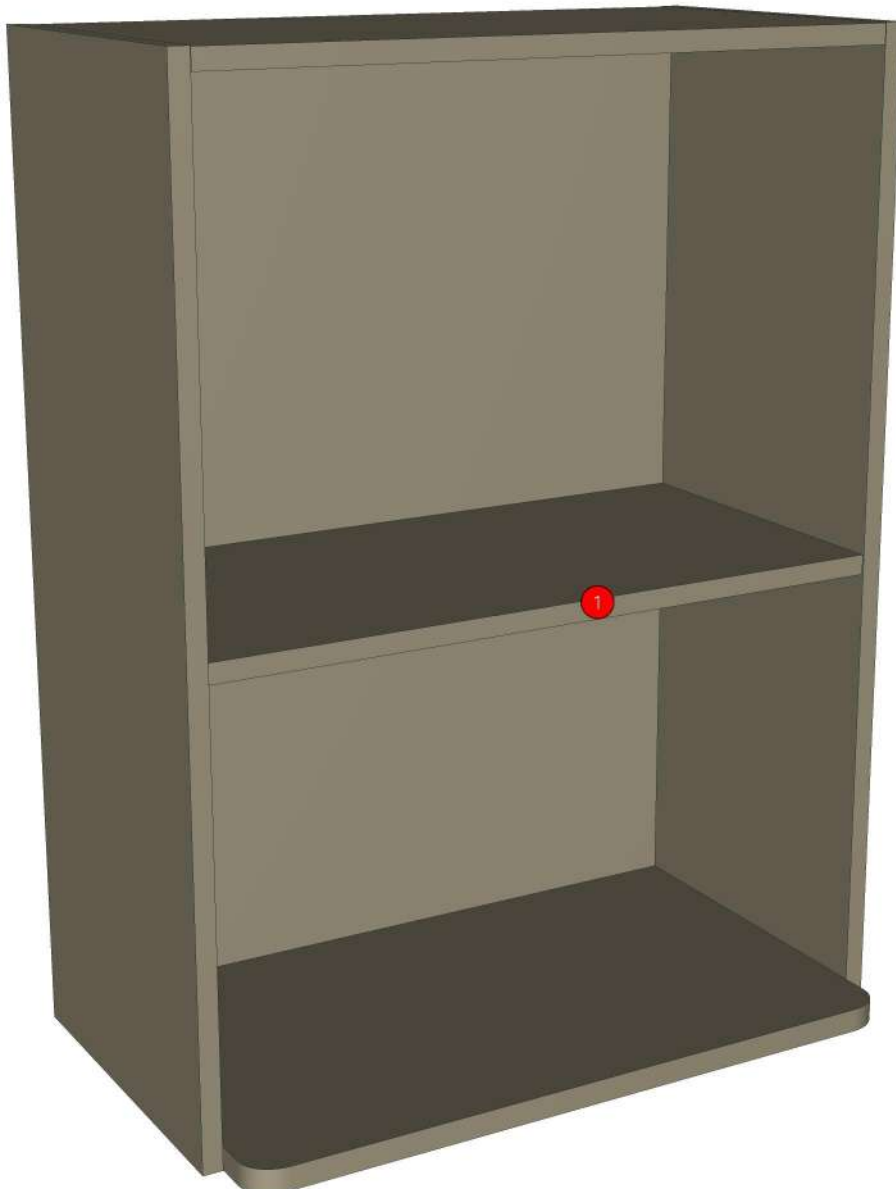
Edge

01.155=1 SANDSTONE (P7-500M1)

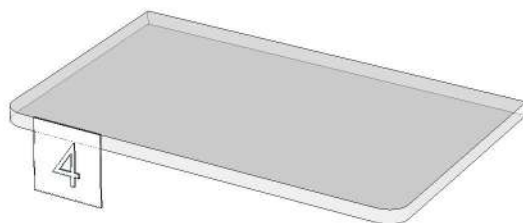
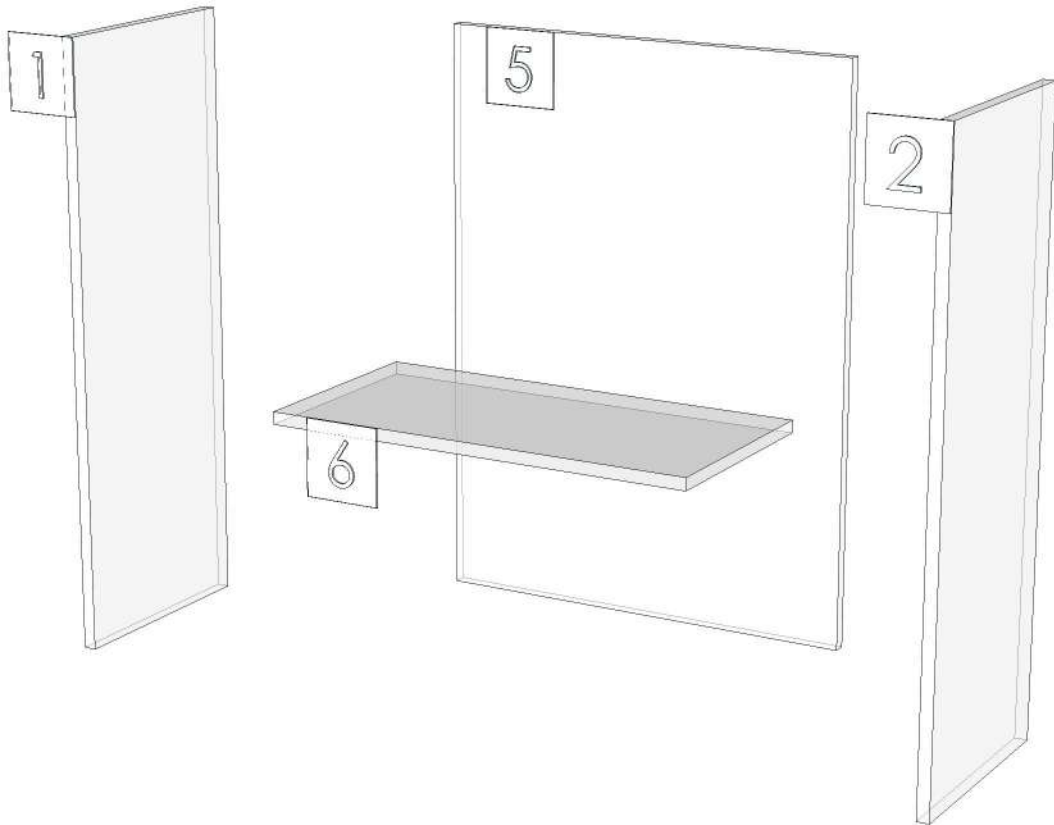


K900L-160158768

K900R-160158777



Model	-BASE_YPM		
Creator	CHALEAMPHON	.BCP Name	INDEX_C3D_KITCHEN2
Reviewer		Order	H001448
Approves		Date	14/01/2025



Model	BASE_YPM_DPLT_395		
Creator	CHALEAMPHON	.BCP Name	INDEX_C3D_KITCHEN2
Reviewer		Order	H001493
Approves		Date	24/01/2025

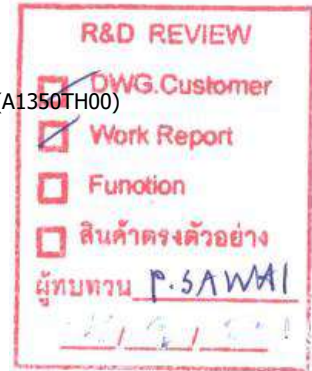
BASE_YPM_DPLT_395-395X9X100

Colour


05.89=ML.MARCELO ASH # BK8(MATT WOODGRAIN)

Edge

01.354=1 MARCELO ASH BK8 (A1350TH00)



K90L-160151093
K90R-160147306
K900L-160158768
K900R-160158777



Model	BASE_YPM_DPLT_395		
Creator	CHALEAMPHON	.BCP Name	INDEX_C3D_KITCHEN2
Reviewer		Order	H001493
Approves		Date	24/01/2025

No.	Article No.	Description	Mat	Dimension	Cutting Size	Typepology	Skin
0	BASE_YPM_DPLT_395			395x100x9			
	BASE_YPM_DPLT_395-01	LEG	PB-SP	9x100x395	9X98X393;L2:W2	183000_STR=05.89_EDG=BK8-1	2

Model	BASE_YPM_DPLT_556		
Creator	CHALEAMPHON	.BCP Name	INDEX_C3D_KITCHEN2
Reviewer		Order	H001495
Approves		Date	24/01/2025

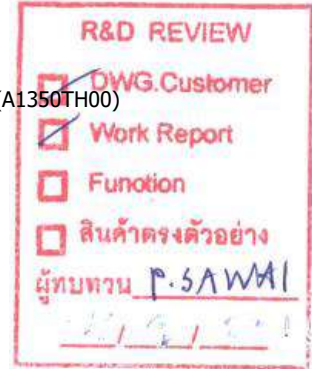
BASE_YPM_DPLT_556-556X9X100

Colour

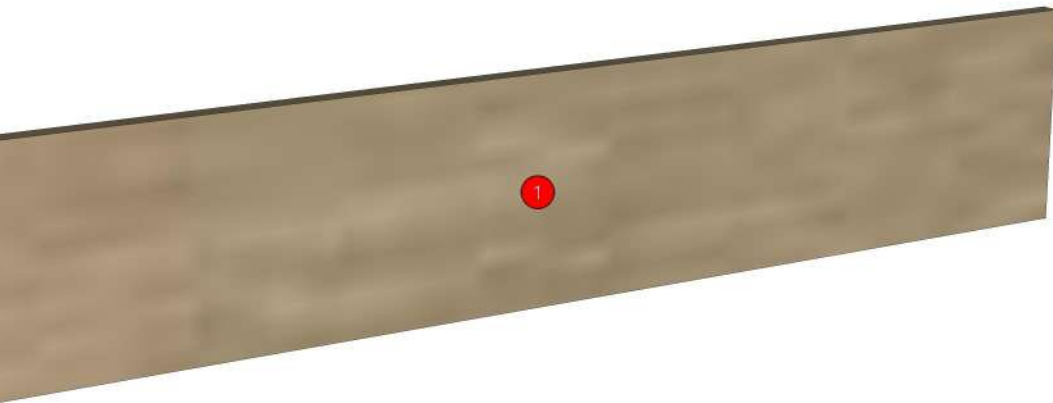
05.89=ML.MARCELO ASH # BK8(MATT WOODGRAIN)

Edge

01.354=1 MARCELO ASH BK8 (A1350TH00)



- K100L-160151032
- K20L-160147295
- K400L-160151042
- K500L-160151053
- K600L-160151061
- K600R-160151068
- K70L-160151075
- K800L-160151083
- K90L-160151093
- K90R-160147306
- K1000L-160151102
- K1000R-160151112
- K1100L-160151122
- K110R-160151131
- K120R-160151140
- K130L-160151153
- K1400L-160151195
- K1400R-160151207
- K3000R-160151162
- K1100R-160156929
- K1300L-160156951
- K700L-160156921
- K900L-160158768
- K900R-160158777
- K1200R-160156938
- K200L-1601
- K200R-1601



Model	BASE_YPM_DPLT_556		
Creator	CHALEAMPHON	.BCP Name	INDEX_C3D_KITCHEN2
Reviewer		Order	H001495
Approves		Date	24/01/2025

No.	Article No.	Description	Mat	Dimension	Cutting Size	Typepology	Skin
0	BASE_YPM_DPLT_556			556x100x9			
	BASE_YPM_DPLT_556-01	LEG	PB-SP	9x100x556	9X98X554;L2:W2	183000_STR=05.89_EDG=BK8-1	2

Model	BASE_YPM_DPLT_585		
Creator	CHALEAMPON	.BCP Name	INDEX_C3D_KITCHEN2
Reviewer		Order	H001516
Approves		Date	28/01/2025

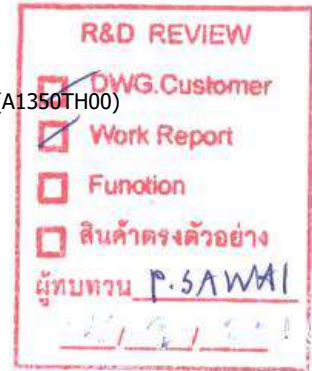
BASE_YPM_DPLT_585-585X9X100

Colour

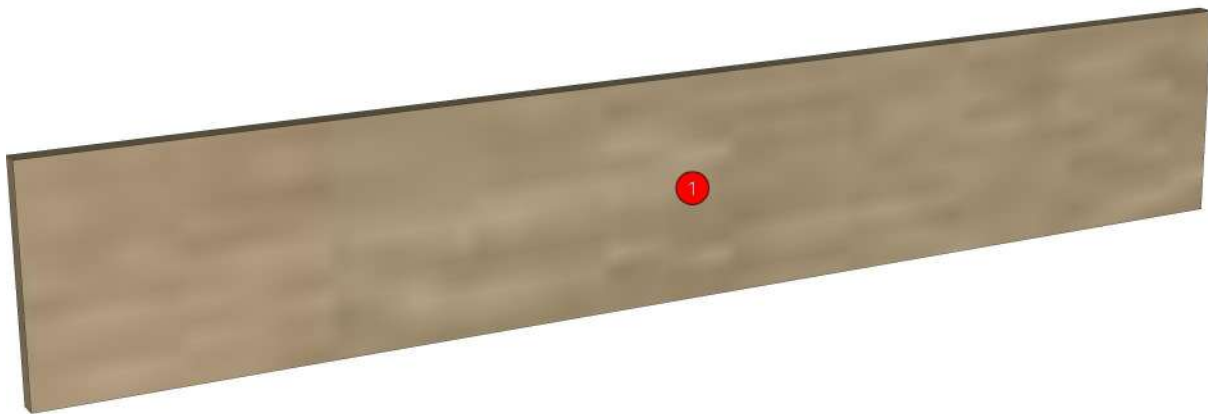
05.89=ML.MARCELO ASH # BK8(MATT WOODGRAIN)

Edge

01.354=1 MARCELO ASH BK8 (A1350TH00)



K90L-160151093
K90R-160147306
K900L-160158768
K900R-160158777



Model	BASE_YPM_DPLT_585		
Creator	CHALEAMPHON	.BCP Name	INDEX_C3D_KITCHEN2
Reviewer		Order	H001516
Approves		Date	28/01/2025

No.	Article No.	Description	Mat	Dimension	Cutting Size	Typepology	Skin
0	BASE_YPM_DPLT_585			585x100x9			
	BASE_YPM_DPLT_585-01	LEG	PB-SP	9x100x585	9X98X583;L2:W2	183000_STR=05.89_EDG=BK8-1	2