

Model	BASE_YPM_DB65		
Creator	CHALEAMPHON	.BCP Name	INDEX_C3D_KITCHEN2
Reviewer		Order	H001333
Approves		Date	05/12/2024

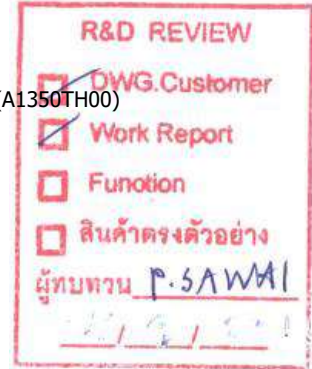
BASE_YPM_DB65-650X570X818

Colour

05.89=ML.MARCELO ASH # BK8(MATT WOODGRAIN)

Edge

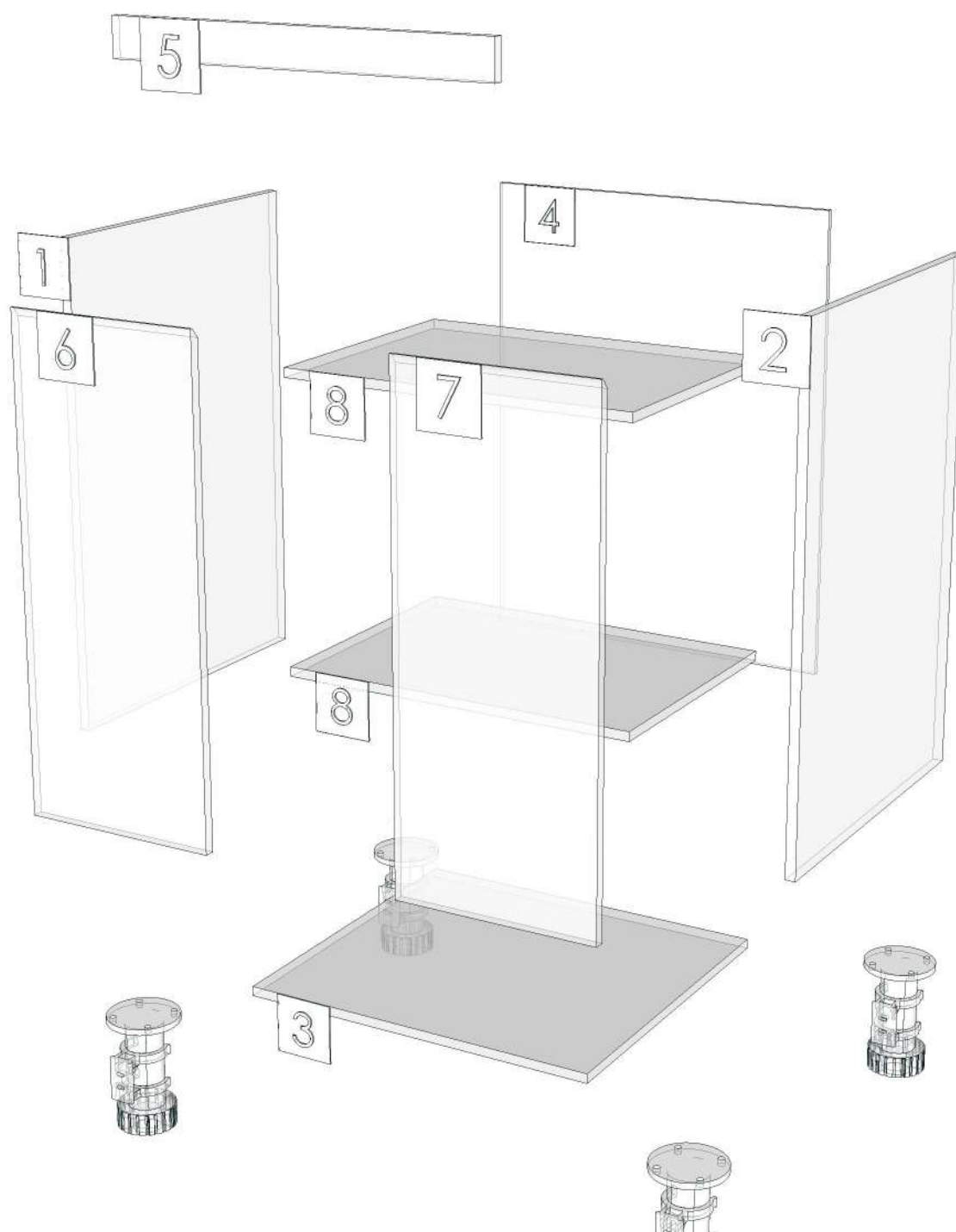
01.354=1 MARCELO ASH BK8 (A1350TH00)



K3000R-160151162



Model	-BASE_YPM		
Creator	CHALEAMPHON	.BCP Name	INDEX_C3D_KITCHEN2
Reviewer		Order	H001333
Approves		Date	05/12/2024



Model	BASE_YPM_DBH602		
Creator	CHALEAMPHON	.BCP Name	INDEX_C3D_KITCHEN2
Reviewer		Order	H001083
Approves		Date	07/08/2024

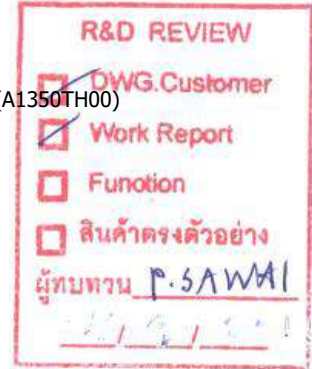
BASE_YPM_DBH602-600X570X818

Colour

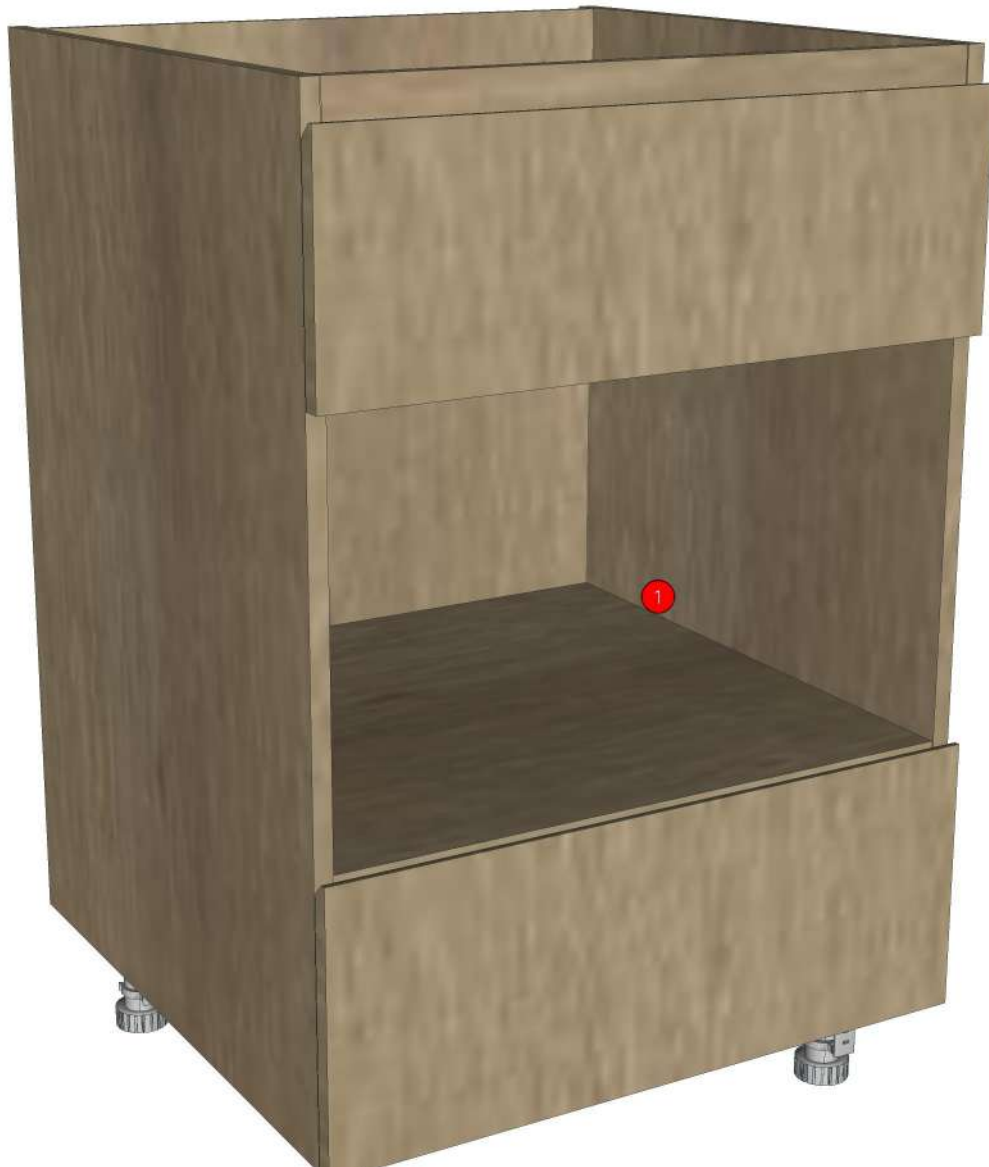
05.89=ML.MARCELO ASH # BK8(MATT WOODGRAIN)

Edge

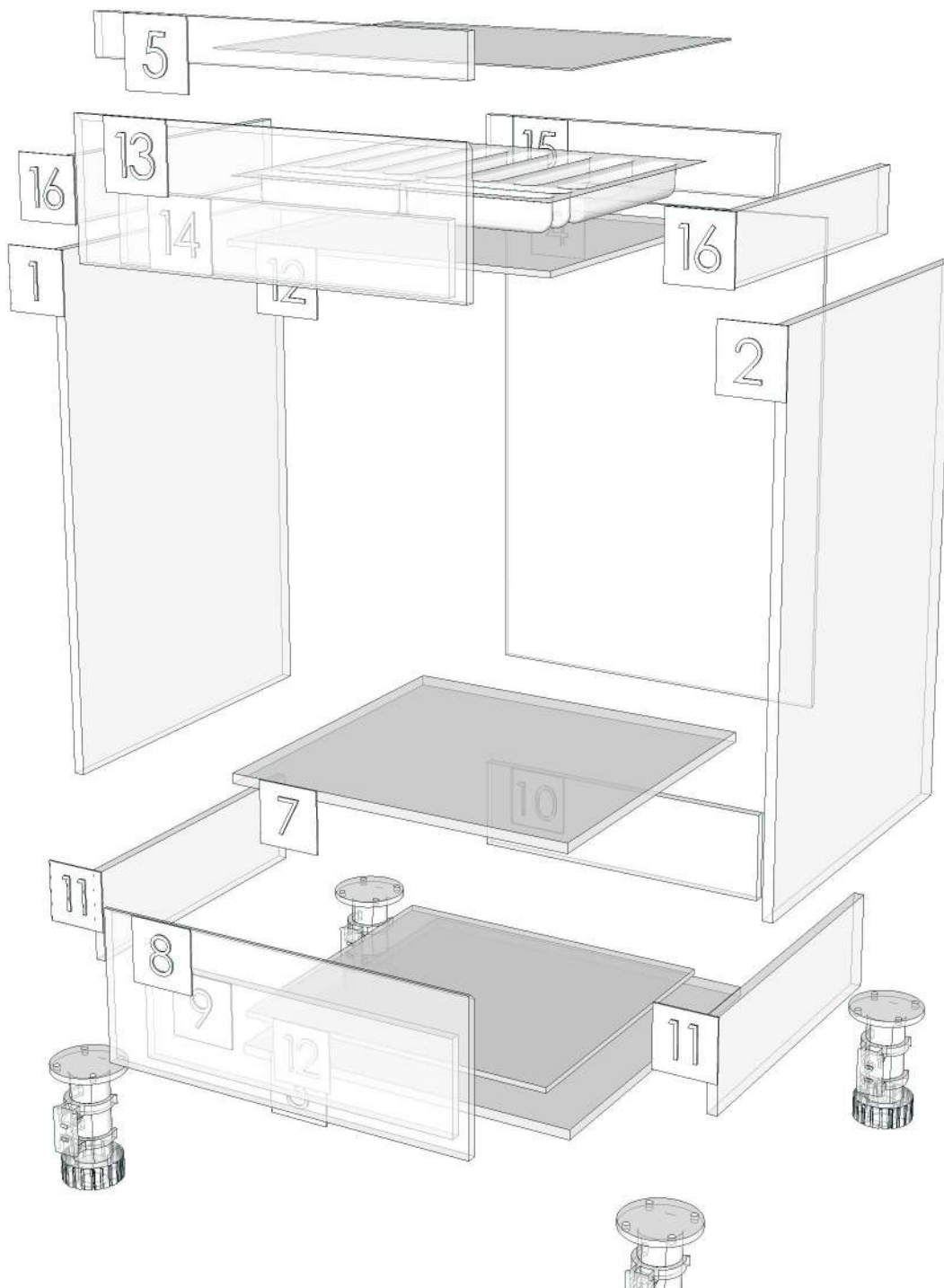
01.354=1 MARCELO ASH BK8 (A1350TH00)



- K100L-160151032
- K20L-160147295
- K400L-160151042
- K500L-160151053
- K600L-160151061
- K600R-160151068
- K70L-160151075
- K800L-160151083
- K1000L-160151102
- K1000R-160151112
- K1100L-160151122
- K110R-160151131
- K120R-160151140
- K130L-160151153
- K1400L-160151195
- K1400R-160151207
- K3000R-160151162
- K1100R-160156929
- K1300L-160156951
- K700L-160156921
- K1200R-160156938
- K200L-1601
- K200R-1601



Model	-BASE_YPM		
Creator	CHALEAMPHON	.BCP Name	INDEX_C3D_KITCHEN2
Reviewer		Order	H001083
Approves		Date	07/08/2024



Model	BASE_YPM_DBS59R		
Creator	CHALEAMPHON	.BCP Name	INDEX_C3D_KITCHEN2
Reviewer		Order	H001297
Approves		Date	14/11/2024

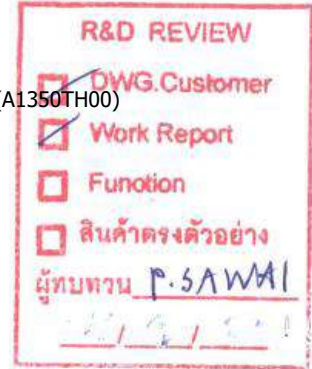
BASE_YPM_DBS59R-590X570X818

Colour

05.89=ML.MARCELO ASH # BK8(MATT WOODGRAIN)

Edge

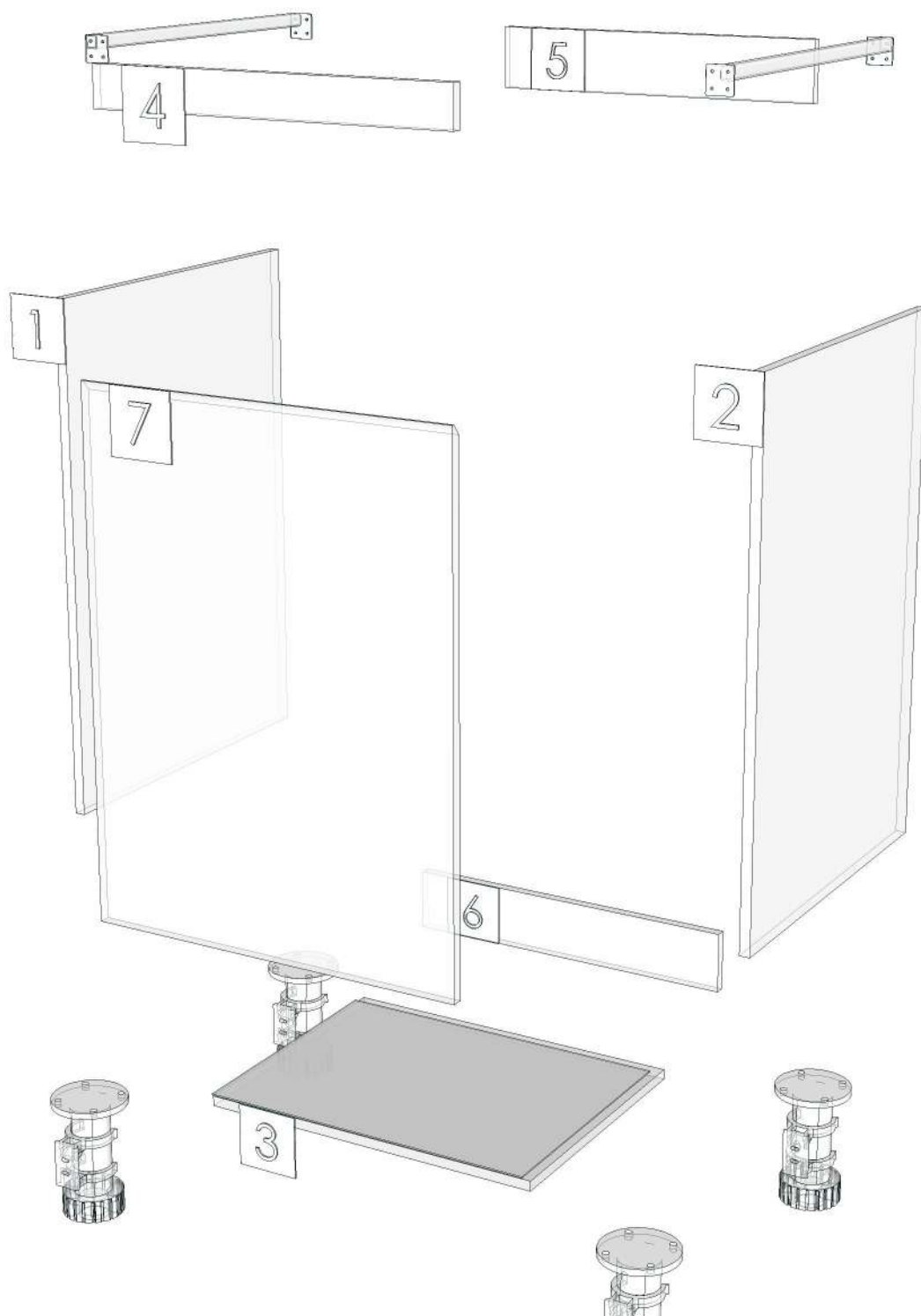
01.354=1 MARCELO ASH BK8 (A1350TH00)



K110R-160151131
K3000R-160151162
K1100R-160156929



Model	-BASE_YPM		
Creator	CHALEAMPHON	.BCP Name	INDEX_C3D_KITCHEN2
Reviewer		Order	H001297
Approves		Date	14/11/2024



Model	BASE_YPM_DFB		
Creator	CHALEAMPON	.BCP Name	INDEX_C3D_KITCHEN2
Reviewer		Order	H001093
Approves		Date	12/08/2024

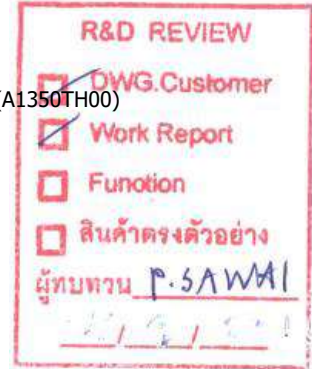
BASE_YPM_DFB-150X570X818

Colour


05.89=ML.MARCELO ASH # BK8(MATT WOODGRAIN)

Edge

01.354=1 MARCELO ASH BK8 (A1350TH00)



- K20L-160147295
- K400L-160151042
- K70L-160151075
- K800L-160151083
- K1000L-160151102
- K1000R-160151112
- K130L-160151153
- K1400L-160151195
- K1400R-160151207
- K3000R-160151162
- K1300L-160156951
- K700L-160156921
- K200L-1601
- K200R-1601



Model	BASE_YPM_DFB		
Creator	CHALEAMPHON	.BCP Name	INDEX_C3D_KITCHEN2
Reviewer		Order	H001093
Approves		Date	12/08/2024

No.	Article No.	Description	Mat	Dimension	Cutting Size	Typepology	Skin
0	BASE_YPM_DFB			150x818x570			
	BASE_YPM_DFB-01	FRONT FILLER	PB-SP	16x150x818	16X149X816;L1:W2	186000_STR=05.89_EDG=BK8-1	2
	BASE_YPM_DFB-02	BOTTOM FILLER	PB-SP	16x150x570	16X149X569;L1:W1	185000_STR=05.89_EDG=BK8-1	2

Model	BASE_YPM_DFCL_279		
Creator	CHALEAMPHON	.BCP Name	INDEX_C3D_KITCHEN2
Reviewer		Order	H001491
Approves		Date	23/01/2025

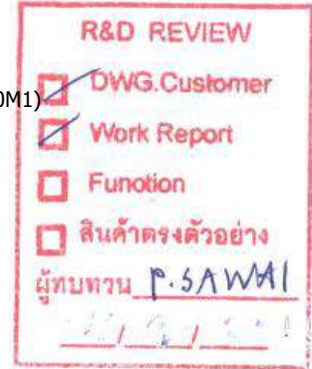
BASE_YPM_DFCL_279-279X16X170

Colour


20.04=ML.SANDSTONE#073_PEARL

Edge

01.155=1 SANDSTONE (P7-500M1)



- K100L-160151032
- K400L-160151042
- K500L-160151053
- K600L-160151061
- K600R-160151068
- K800L-160151083
- K90L-160151093
- K90R-160147306
- K1000L-160151102
- K1000R-160151112
- K1100L-160151122
- K110R-160151131
- K120R-160151140
- K130L-160151153
- K3000R-160151162
- K1100R-160156929
- K1300L-160156951
- K900L-160158768
- K900R-160158777
- K1200R-160156938



Model	BASE_YPM_DFCL_279		
Creator	CHALEAMPHON	.BCP Name	INDEX_C3D_KITCHEN2
Reviewer		Order	H001491
Approves		Date	23/01/2025

No.	Article No.	Description	Mat	Dimension	Cutting Size	Typepology	Skin
0	BASE_YPM_DFCL_279			279x170x16			
	BASE_YPM_DFCL_279-01	FILLER TOP	PB-SP	16x170x279	16X169X278;L1:W1	183000_STR=20.04_EDG=SANDSTONE073-1	2

Model	BASE_YPM_DFCL_1950		
Creator	CHALEAMPON	.BCP Name	INDEX_C3D_KITCHEN2
Reviewer		Order	H001347
Approves		Date	06/12/2024

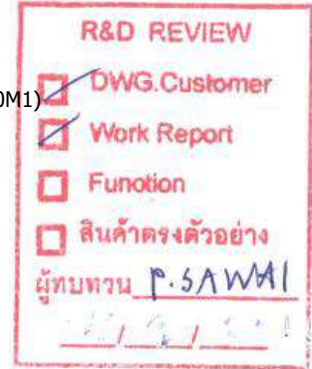
BASE_YPM_DFCL_1950-1950X16X170

Colour


20.04=ML.SANDSTONE#073_PEARL

Edge

01.155=1 SANDSTONE (P7-500M1)



K3000R-160151162



Model	BASE_YPM_DFCL_1950		
Creator	CHALEAMPHON	.BCP Name	INDEX_C3D_KITCHEN2
Reviewer		Order	H001347
Approves		Date	06/12/2024

No.	Article No.	Description	Mat	Dimension	Cutting Size	Typepology	Skin
0	BASE_YPM_DFCL_1950			1950x170x16			
	BASE_YPM_DFCL_1950-01	FILLER TOP	PB-SP	16x170x1950	16X169X1949;L1:W1	183000_STR=20.04_EDG=SANDSTONE073-1	2

Model	BASE_YPM_DFL(H1)		
Creator	CHALEAMPHON	.BCP Name	INDEX_C3D_KITCHEN2
Reviewer		Order	H001349
Approves		Date	06/12/2024

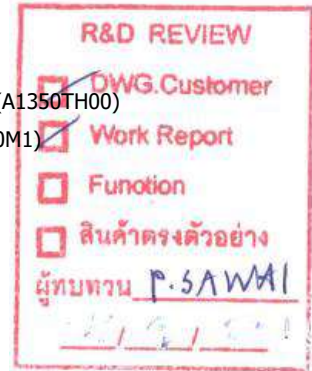
BASE_YPM_DFL(H1)-150X300X500

Colour


05.89=ML.MARCELO ASH # BK8(MATT WOODGRAIN)
20.04=ML.SANDSTONE#073_PEARL

Edge

01.354=1 MARCELO ASH BK8 (A1350TH00)
01.155=1 SANDSTONE (P7-500M1)



K100L-160151032
K400L-160151042
K3000R-160151162



Model	BASE_YPM_DFL(H1)		
Creator	CHALEAMPHON	.BCP Name	INDEX_C3D_KITCHEN2
Reviewer		Order	H001349
Approves		Date	06/12/2024

No.	Article No.	Description	Mat	Dimension	Cutting Size	Typepology	Skin
0	BASE_YPM_DFL(H1)			150x500x300			
	BASE_YPM_DFL(H1)-01	FRONT FILLER	PB-SP	16x150x500	16X149X498;L1:W2	186000_STR=05.89_EDG=BK8-1	2
	BASE_YPM_DFL(H1)-02	T-B FILLER	PB-SP	16x150x300	16X149X299;L1:W1	185000_STR=20.04_EDG=SANDSTONE073-1	2
	BASE_YPM_DFL(H1)-02	T-B FILLER	PB-SP	16x150x300	16X149X299;L1:W1	185001_STR=20.04_EDG=SANDSTONE073-1	2

Model	BASE_YPM_DL60H1L(N)		
Creator	CHALEAMPHON	.BCP Name	INDEX_C3D_KITCHEN2
Reviewer		Order	H001625
Approves		Date	25/03/2025

BASE_YPM_DL60H1L(N)-600X300X460

Colour

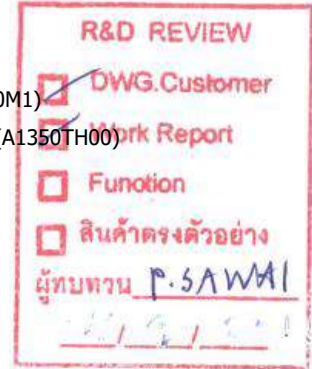
20.04=ML.SANDSTONE#073_PEARL

05.89=ML.MARCELO ASH # BK8(MATT WOODGRAIN)


Edge

01.155=1 SANDSTONE (P7-500M1)

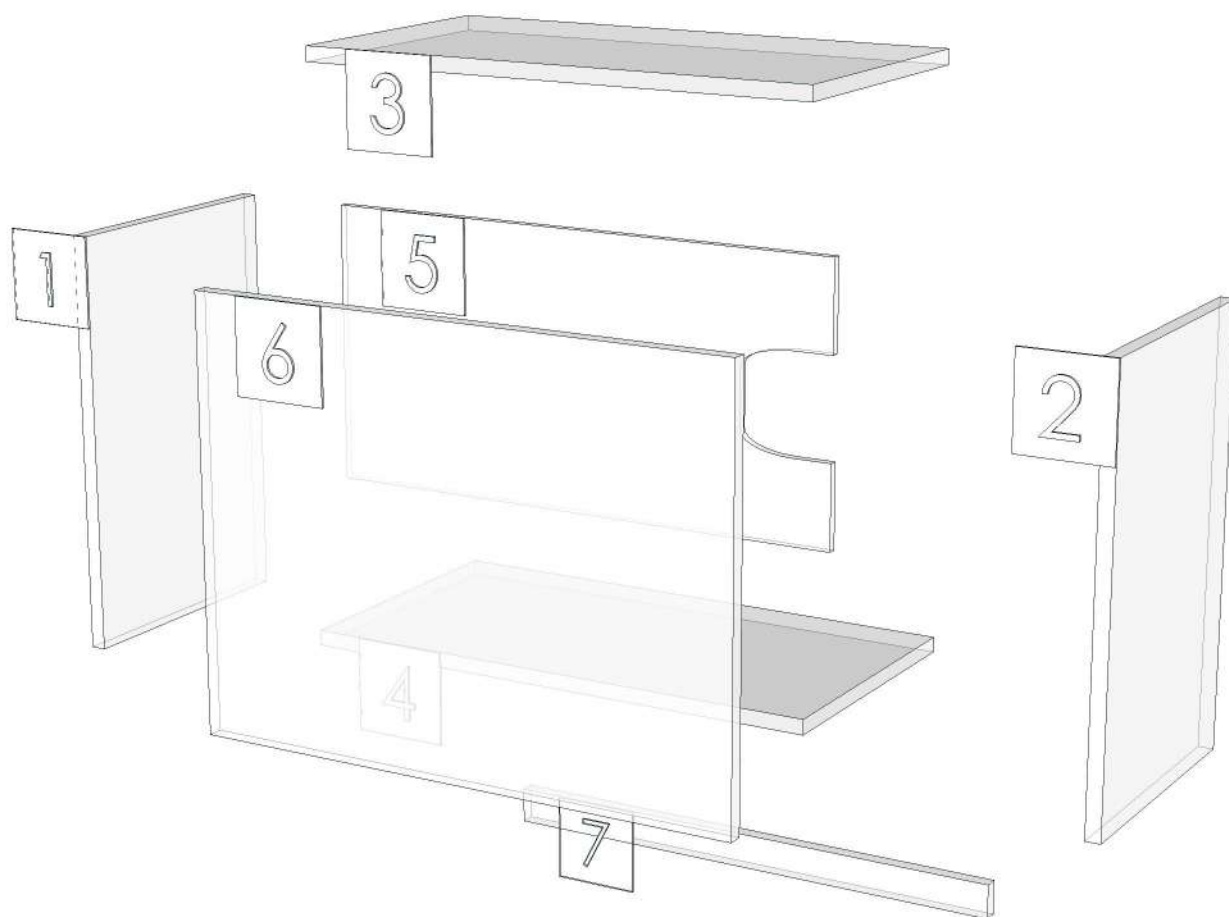
01.354=1 MARCELO ASH BK8 (A1350TH00)



K3000R-160151162



Model	-BASE_YPM		
Creator	CHALEAMPON	.BCP Name	INDEX_C3D_KITCHEN2
Reviewer		Order	H001625
Approves		Date	25/03/2025



Model	BASE_YPM_DL65H1		
Creator	CHALEAMPHON	.BCP Name	INDEX_C3D_KITCHEN2
Reviewer		Order	H001341
Approves		Date	06/12/2024

BASE_YPM_DL65H1-650X300X500

Colour

20.04=ML.SANDSTONE#073_PEARL

05.89=ML.MARCELO ASH # BK8(MATT WOODGRAIN)

Edge


01.155=1 SANDSTONE (P7-500M1)

01.354=1 MARCELO ASH BK8 (A1350TH00)


R&D REVIEW	
<input checked="" type="checkbox"/>	DWG.Customer
<input checked="" type="checkbox"/>	Work Report
<input type="checkbox"/>	Function
<input type="checkbox"/>	สินค้าตรงตัวอย่าง
ผู้ทบทวน P.SAWAI	
25/12/24	

K500L-160151053

K3000R-160151162



Model	-BASE_YPM		
Creator	CHALEAMPON	.BCP Name	INDEX_C3D_KITCHEN2
Reviewer		Order	H001341
Approves		Date	06/12/2024



Model	BASE_YPM_DLO60H1		
Creator	CHALEAMPON	.BCP Name	INDEX_C3D_KITCHEN2
Reviewer		Order	H001344
Approves		Date	06/12/2024

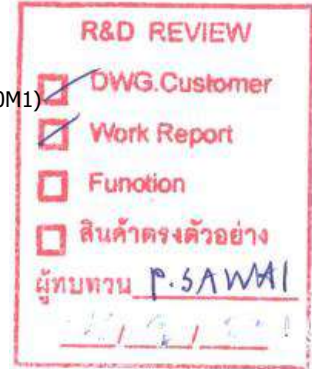
BASE_YPM_DLO60H1-600X300X500

Colour

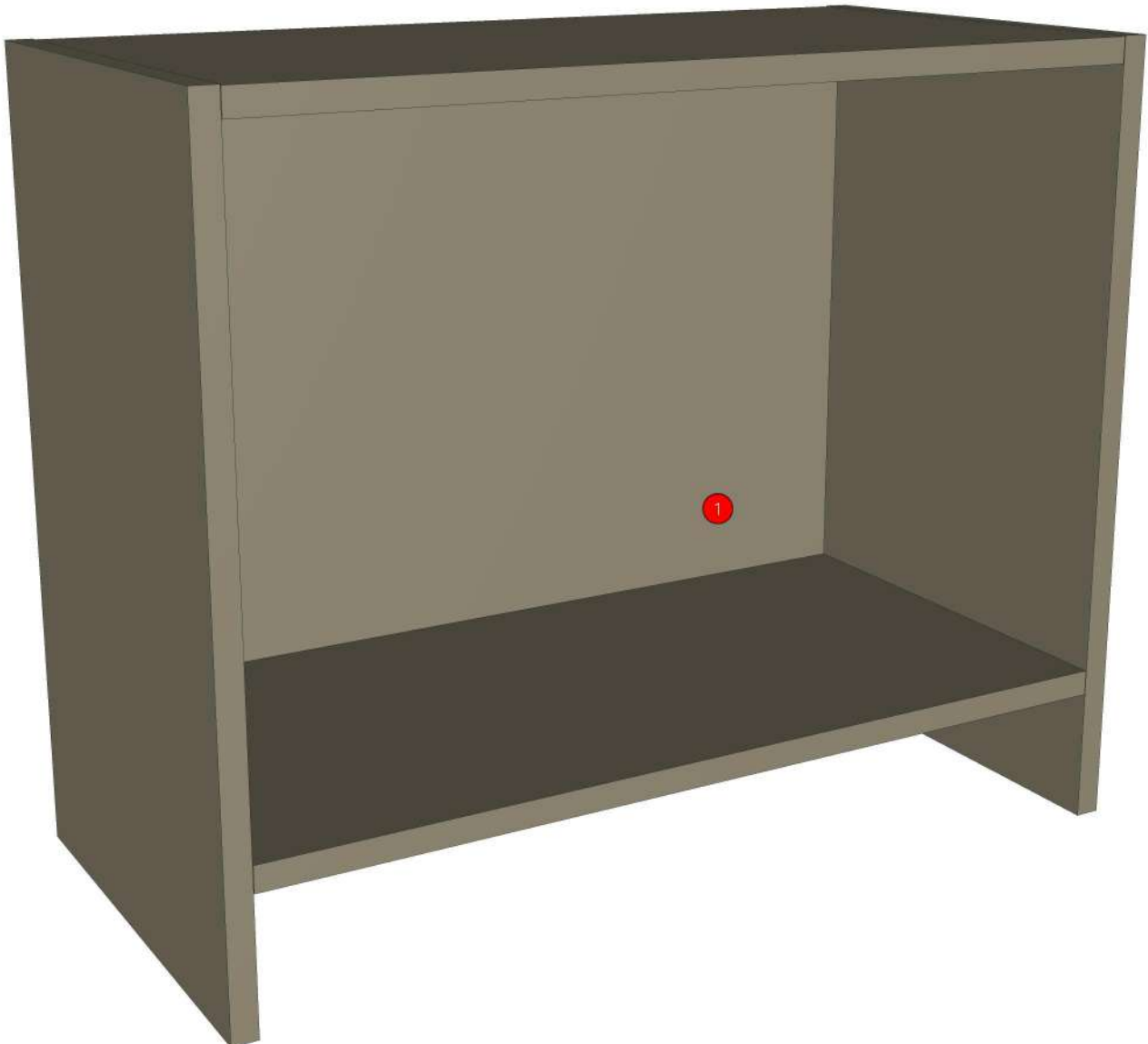
20.04=ML.SANDSTONE#073_PEARL

Edge

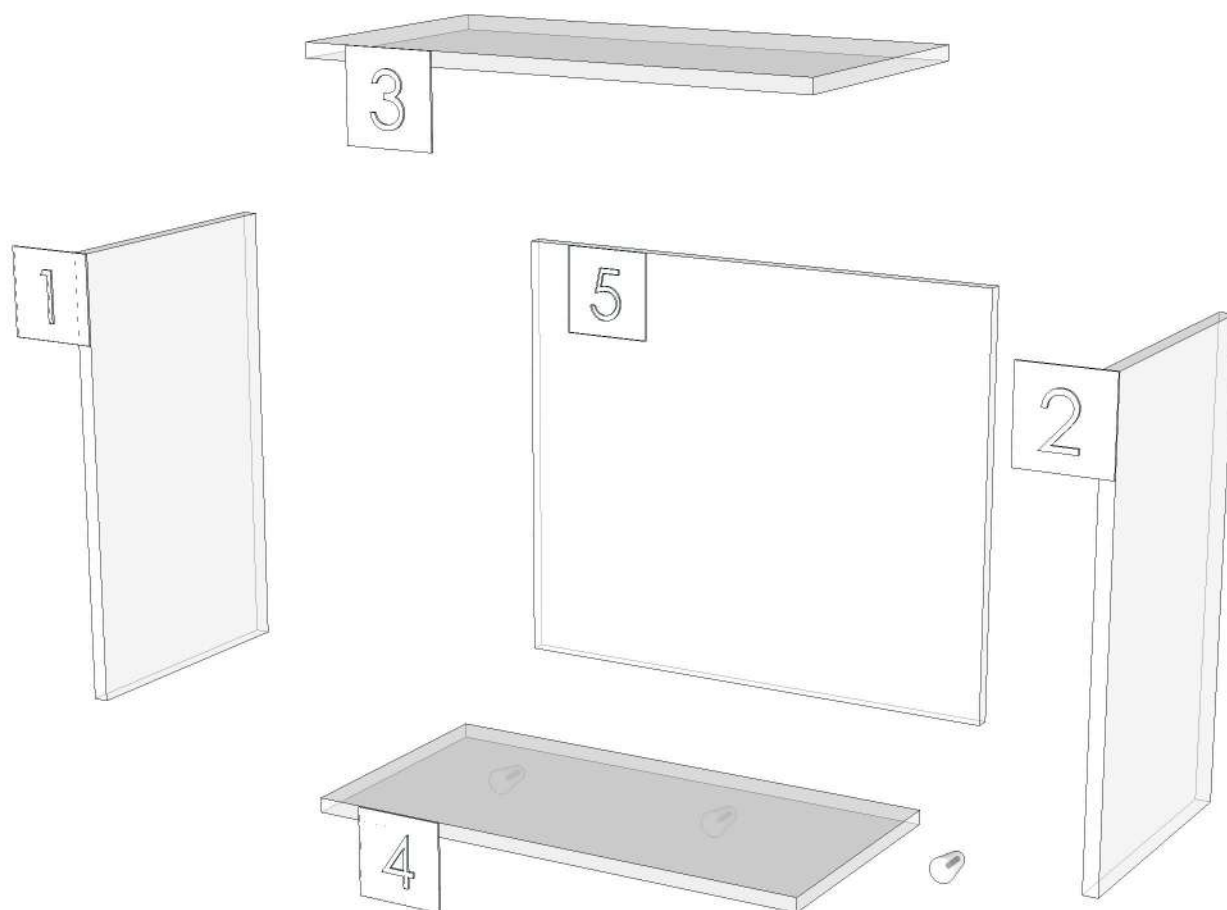
01.155=1 SANDSTONE (P7-500M1)



K100L-160151032
K400L-160151042
K3000R-160151162



Model	-BASE_YPM		
Creator	CHALEAMPON	.BCP Name	INDEX_C3D_KITCHEN2
Reviewer		Order	H001344
Approves		Date	06/12/2024



Model	BASE_YPM_DPLT_556		
Creator	CHALEAMPHON	.BCP Name	INDEX_C3D_KITCHEN2
Reviewer		Order	H001495
Approves		Date	24/01/2025

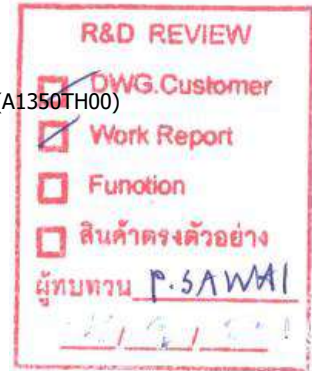
BASE_YPM_DPLT_556-556X9X100

Colour

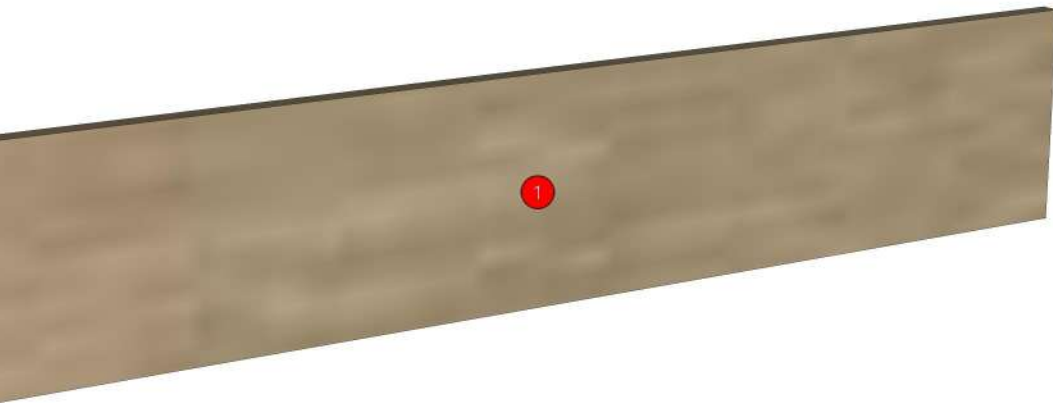
05.89=ML.MARCELO ASH # BK8(MATT WOODGRAIN)

Edge

01.354=1 MARCELO ASH BK8 (A1350TH00)



- K100L-160151032
- K20L-160147295
- K400L-160151042
- K500L-160151053
- K600L-160151061
- K600R-160151068
- K70L-160151075
- K800L-160151083
- K90L-160151093
- K90R-160147306
- K1000L-160151102
- K1000R-160151112
- K1100L-160151122
- K110R-160151131
- K120R-160151140
- K130L-160151153
- K1400L-160151195
- K1400R-160151207
- K3000R-160151162
- K1100R-160156929
- K1300L-160156951
- K700L-160156921
- K900L-160158768
- K900R-160158777
- K1200R-160156938
- K200L-1601
- K200R-1601



Model	BASE_YPM_DPLT_556		
Creator	CHALEAMPON	.BCP Name	INDEX_C3D_KITCHEN2
Reviewer		Order	H001495
Approves		Date	24/01/2025

No.	Article No.	Description	Mat	Dimension	Cutting Size	Typepology	Skin
0	BASE_YPM_DPLT_556			556x100x9			
	BASE_YPM_DPLT_556-01	LEG	PB-SP	9x100x556	9X98X554;L2:W2	183000_STR=05.89_EDG=BK8-1	2

Model	BASE_YPM_DPLT_1950		
Creator	CHALEAMPON	.BCP Name	INDEX_C3D_KITCHEN2
Reviewer		Order	H001350
Approves		Date	06/12/2024

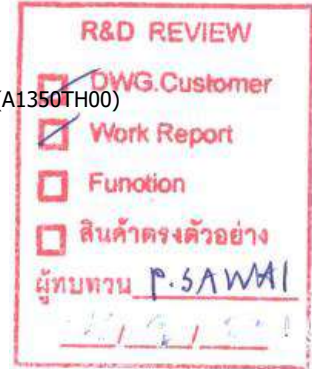
BASE_YPM_DPLT_1950-1950X9X100

Colour


05.89=ML.MARCELO ASH # BK8(MATT WOODGRAIN)

Edge

01.354=1 MARCELO ASH BK8 (A1350TH00)



K3000R-160151162



Model	BASE_YPM_DPLT_1950		
Creator	CHALEAMPHON	.BCP Name	INDEX_C3D_KITCHEN2
Reviewer		Order	H001350
Approves		Date	06/12/2024

No.	Article No.	Description	Mat	Dimension	Cutting Size	Typepology	Skin
0	BASE_YPM_DPLT_1950			1950x100x9			
	BASE_YPM_DPLT_1950-01	LEG	PB-SP	9x100x1950	9X98X1949;L2:W1	183000_STR=05.89_EDG=BK8-1	2