

| | | | |
|-----------------|-----------------|------------------|--------------------|
| Model | BASE_YPM_DBS965 | | |
| Creator | CHALEAMPHON | .BCP Name | INDEX_C3D_KITCHEN2 |
| Reviewer | | Order | H001299 |
| Approves | | Date | 15/11/2024 |

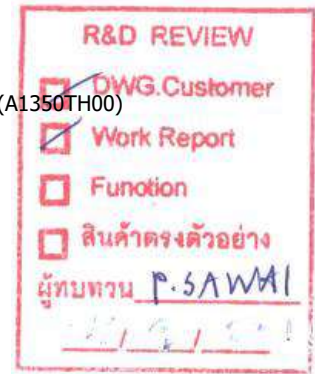
BASE_YPM_DBS965-965X570X818

Colour

05.89=ML.MARCELO ASH # BK8(MATT WOODGRAIN)

Edge

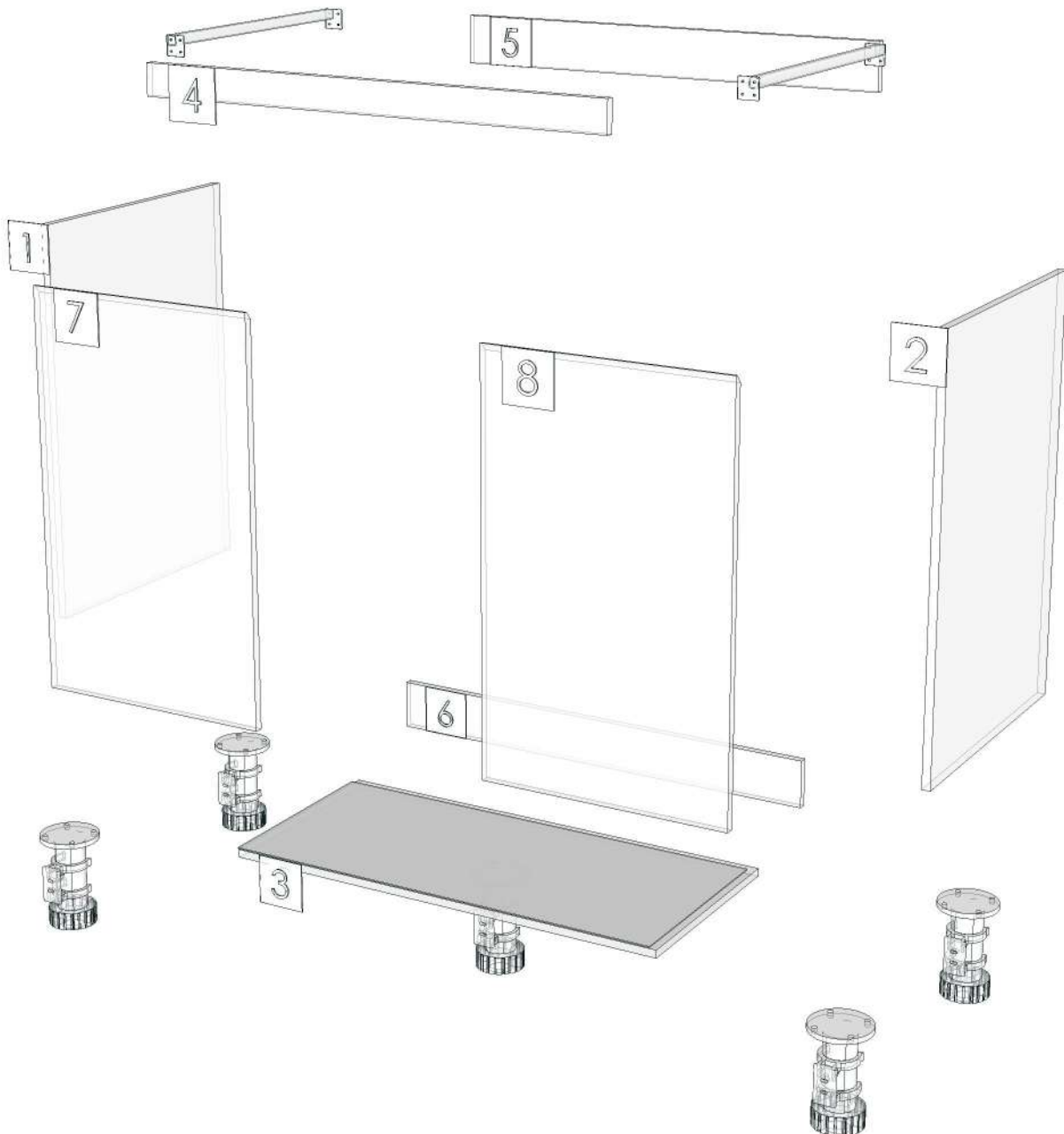
01.354=1 MARCELO ASH BK8 (A1350TH00)



K70L-160151075



| | | | |
|-----------------|-------------|------------------|--------------------|
| Model | -BASE_YPM | | |
| Creator | CHALEAMPHON | .BCP Name | INDEX_C3D_KITCHEN2 |
| Reviewer | | Order | H001299 |
| Approves | | Date | 15/11/2024 |



| | | | |
|-----------------|-----------------|------------------|--------------------|
| Model | BASE_YPM_DBH602 | | |
| Creator | CHALEAMPHON | .BCP Name | INDEX_C3D_KITCHEN2 |
| Reviewer | | Order | H001083 |
| Approves | | Date | 07/08/2024 |

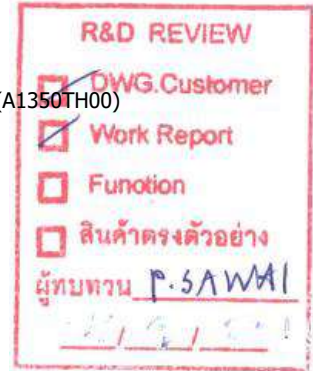
BASE_YPM_DBH602-600X570X818

Colour

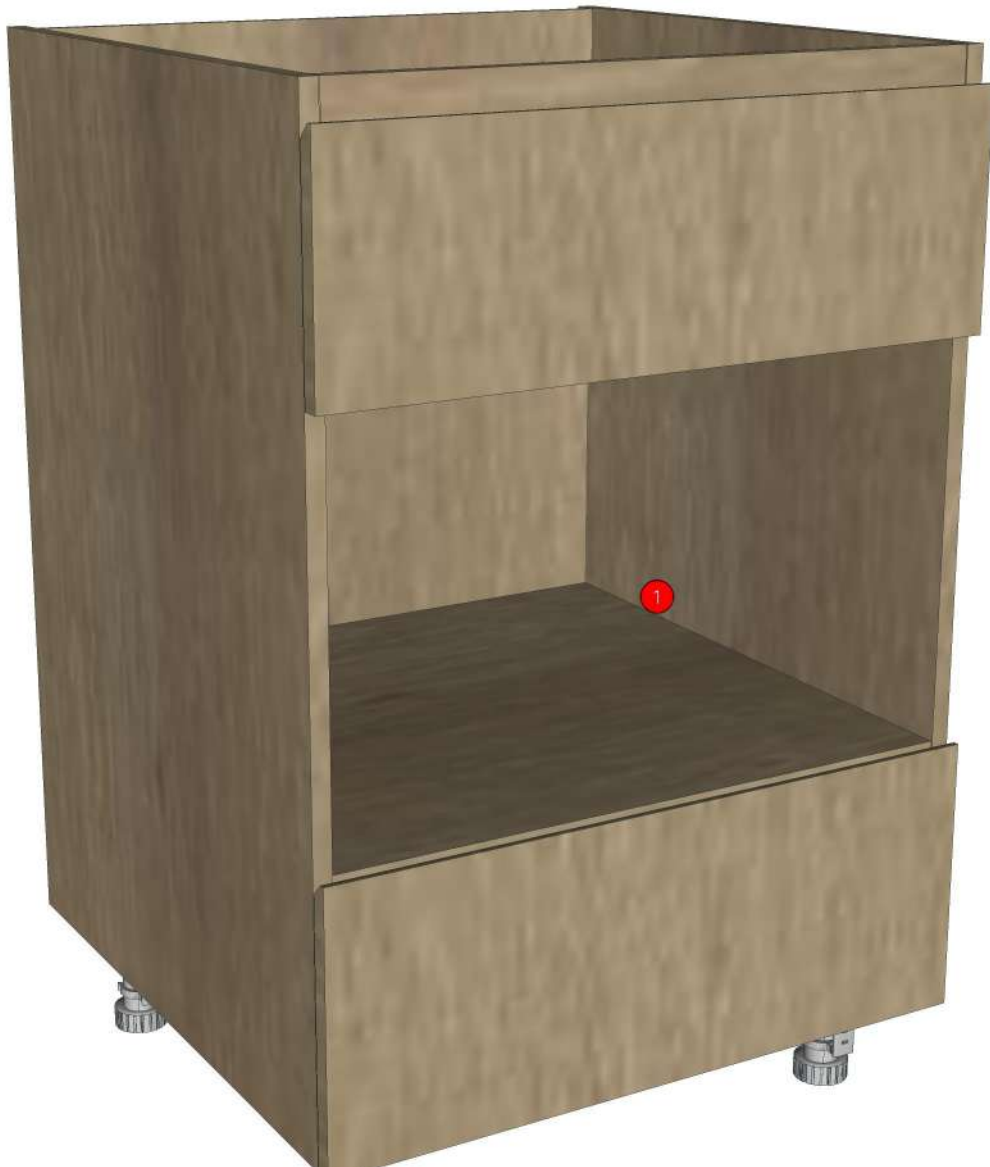
05.89=ML.MARCELO ASH # BK8(MATT WOODGRAIN)

Edge

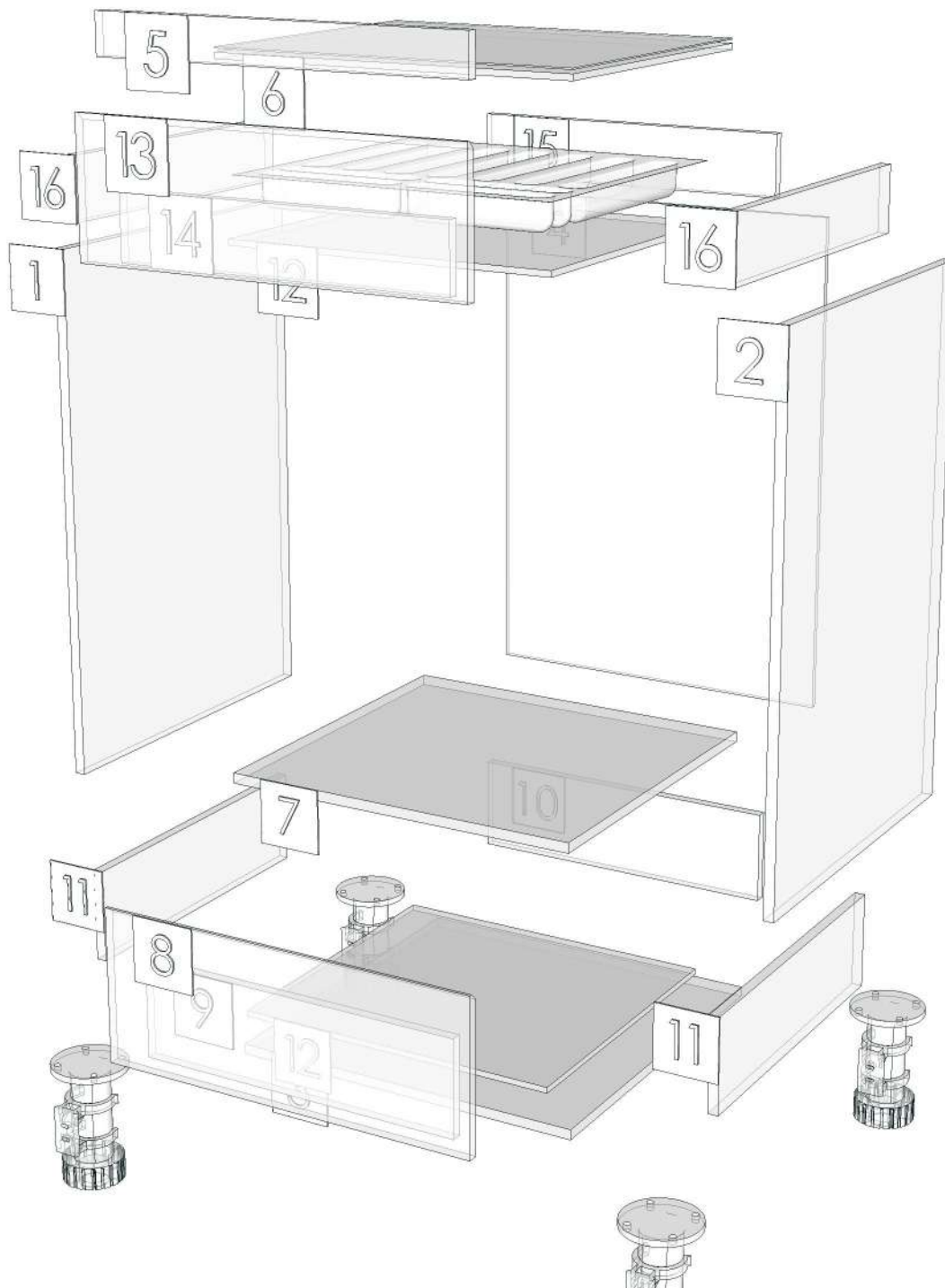
01.354=1 MARCELO ASH BK8 (A1350TH00)



- K10L-160151032
- K20L-160147295
- K40L-160151042
- K50L-160151053
- K70L-160151075
- K110R-160151131
- K120R-160151140
- K130L-160151153
- K140L-160151195
- K140R-160151207
- K300R-160151162



| | | | |
|-----------------|-------------|------------------|--------------------|
| Model | -BASE_YPM | | |
| Creator | CHALEAMPHON | .BCP Name | INDEX_C3D_KITCHEN2 |
| Reviewer | | Order | H001083 |
| Approves | | Date | 07/08/2024 |



| | | | |
|-----------------|-----------------|------------------|--------------------|
| Model | BASE_YPM_DLO965 | | |
| Creator | CHALEAMPHON | .BCP Name | INDEX_C3D_KITCHEN2 |
| Reviewer | | Order | H001308 |
| Approves | | Date | 19/11/2024 |

BASE_YPM_DLO965-965X300X700

Colour

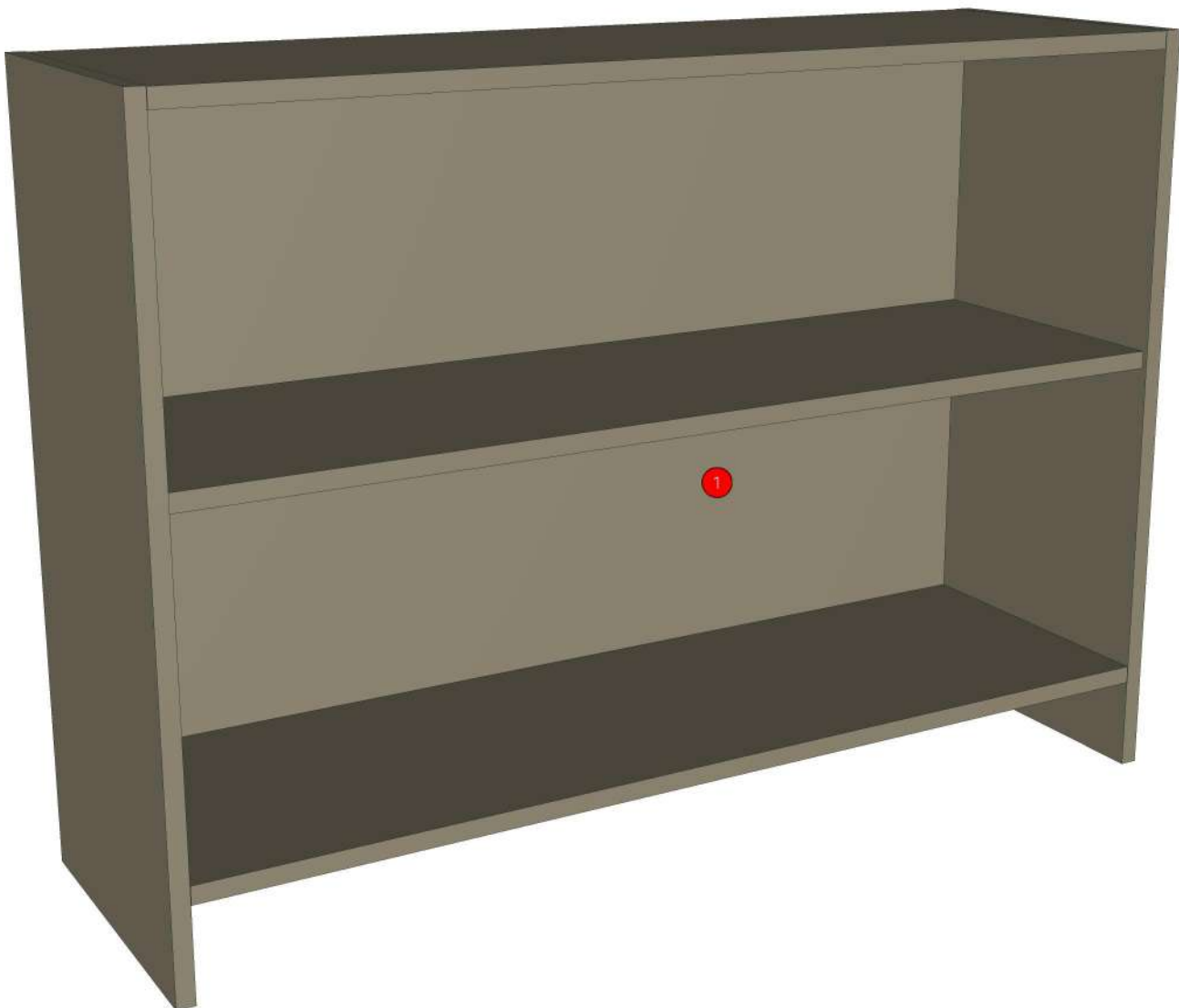
20.04=ML.SANDSTONE#073_PEARL

Edge

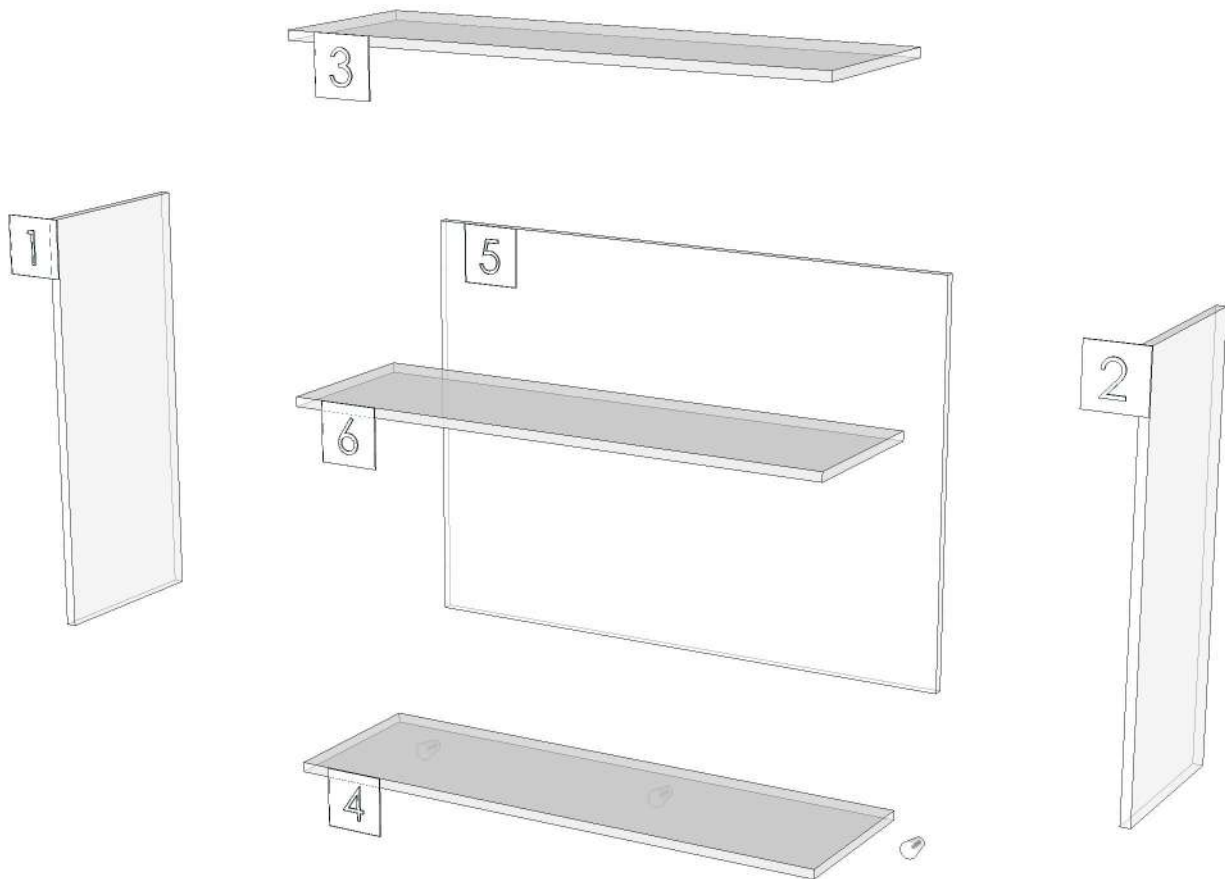
01.155=1 SANDSTONE (P7-500M1)

| | |
|-------------------------------------|-------------------|
| R&D REVIEW | |
| <input checked="" type="checkbox"/> | DWG.Customer |
| <input checked="" type="checkbox"/> | Work Report |
| <input type="checkbox"/> | Function |
| <input type="checkbox"/> | สินค้าตรงตัวอย่าง |
| ผู้ทบทวน P.SAWAI | |

K70L-160151075



| | | | |
|-----------------|-------------|------------------|--------------------|
| Model | -BASE_YPM | | |
| Creator | CHALEAMPHON | .BCP Name | INDEX_C3D_KITCHEN2 |
| Reviewer | | Order | H001308 |
| Approves | | Date | 19/11/2024 |



| | | | |
|-----------------|-----------------|------------------|--------------------|
| Model | BASE_YPM_DL60HR | | |
| Creator | CHALEAMPON | .BCP Name | INDEX_C3D_KITCHEN2 |
| Reviewer | | Order | H001087 |
| Approves | | Date | 09/08/2024 |

BASE_YPM_DL60HR-600X300X660

Colour

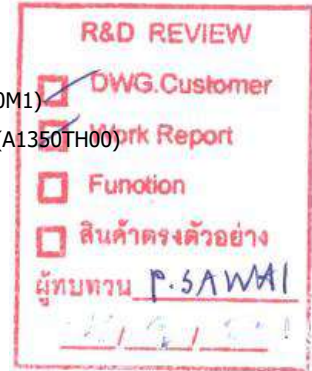
20.04=ML.SANDSTONE#073_PEARL

05.89=ML.MARCELO ASH # BK8(MATT WOODGRAIN)


Edge

01.155=1 SANDSTONE (P7-500M1)

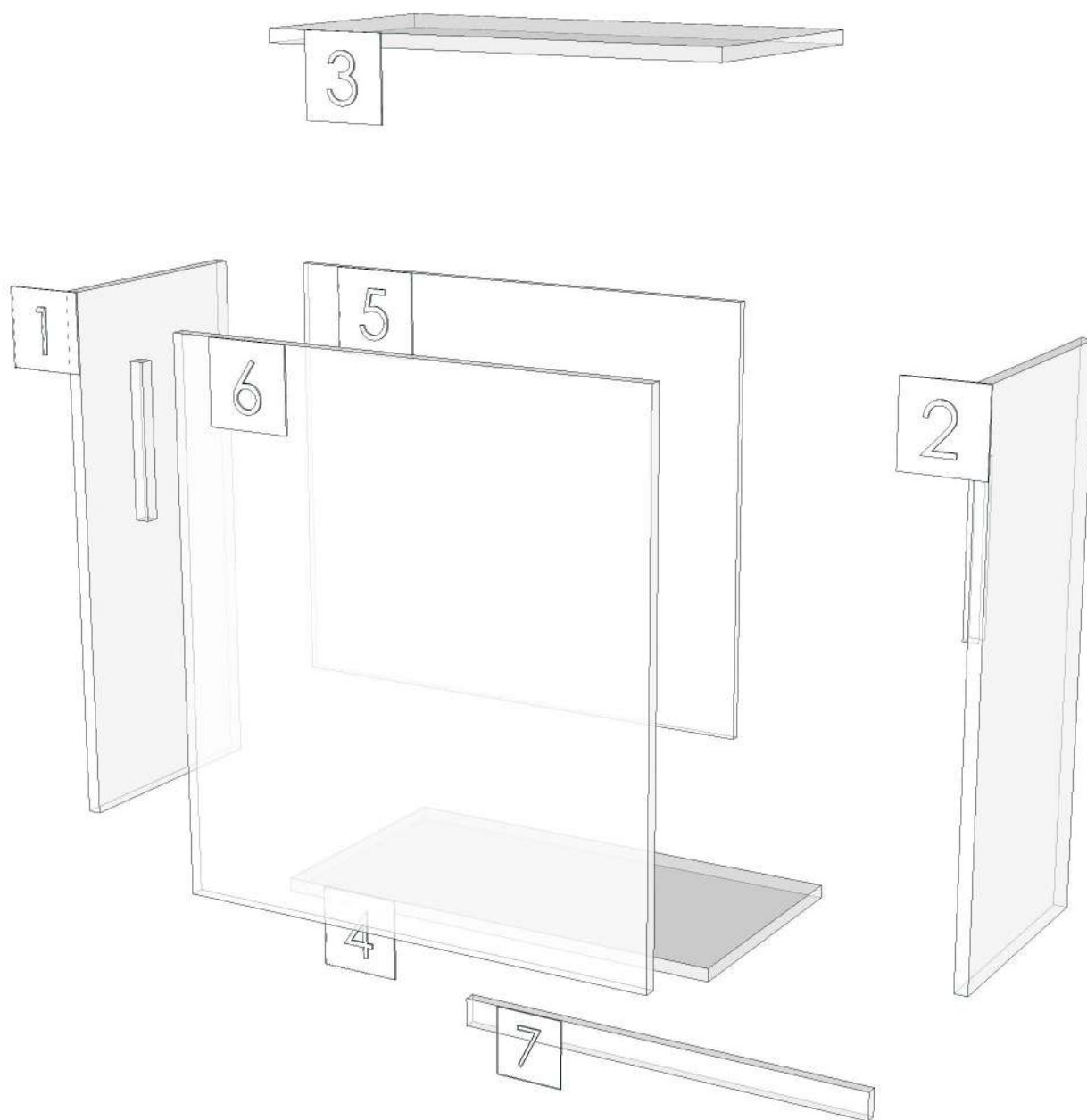
01.354=1 MARCELO ASH BK8 (A1350TH00)



K70L-160151075
K20L-160147295
K90R-160147306
K120R-160151140
K130L-160151153



| | | | |
|-----------------|-------------|------------------|--------------------|
| Model | -BASE_YPM | | |
| Creator | CHALEAMPHON | .BCP Name | INDEX_C3D_KITCHEN2 |
| Reviewer | | Order | H001087 |
| Approves | | Date | 09/08/2024 |



| | | | |
|-----------------|--------------|------------------|--------------------|
| Model | BASE_YPM_DFB | | |
| Creator | CHALEAMPHON | .BCP Name | INDEX_C3D_KITCHEN2 |
| Reviewer | | Order | H001093 |
| Approves | | Date | 12/08/2024 |

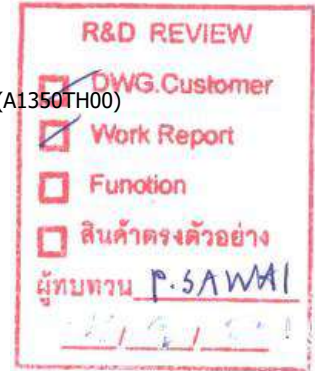
BASE_YPM_DFB-150X570X818

Colour

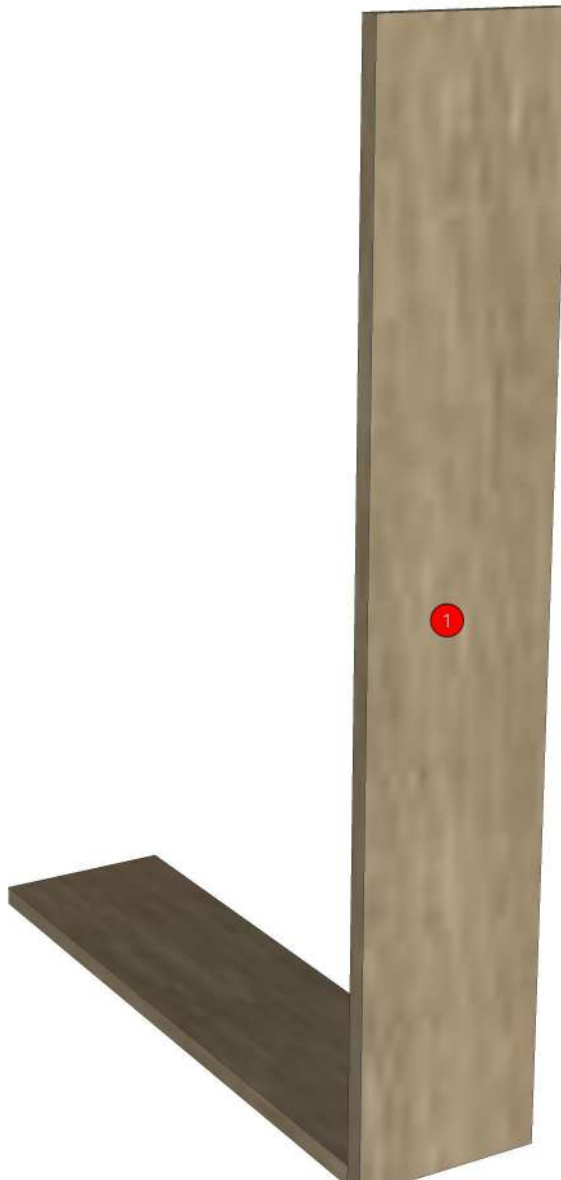
05.89=ML.MARCELO ASH # BK8(MATT WOODGRAIN)

Edge

01.354=1 MARCELO ASH BK8 (A1350TH00)



- K10L-160151032
- K40L-160151042
- K20L-160147295
- K70L-160151075
- K130L-160151153
- K140L-160151195
- K140R-160151207
- K300R-160151162



| | | | |
|-----------------|--------------------|------------------|--------------------|
| Model | BASE_YPM_DFCL_1750 | | |
| Creator | CHALEAMPHON | .BCP Name | INDEX_C3D_KITCHEN2 |
| Reviewer | | Order | H001095 |
| Approves | | Date | 12/08/2024 |

BASE_YPM_DFCL_1750-1750X16X170

Colour

20.04=ML.SANDSTONE#073 _PEARL

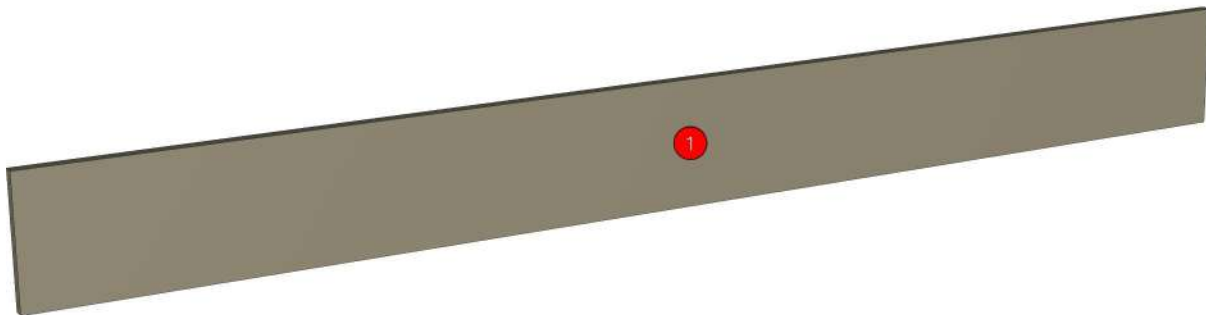
Edge

01.155=1 SANDSTONE (P7-500M1)

| | |
|-------------------------------------|-------------------|
| R&D REVIEW | |
| <input checked="" type="checkbox"/> | DWG.Customer |
| <input checked="" type="checkbox"/> | Work Report |
| <input type="checkbox"/> | Function |
| <input type="checkbox"/> | สินค้าตรงตัวอย่าง |
| ผู้ทบทวน <u>P.SAWAI</u> | |
| <u>12/08/2024</u> | |

K10L-160151032

K70L-160151075



| | | | |
|-----------------|--------------------|------------------|--------------------|
| Model | BASE_YPM_DPLT_1750 | | |
| Creator | CHALEAMPHON | .BCP Name | INDEX_C3D_KITCHEN2 |
| Reviewer | | Order | H001320 |
| Approves | | Date | 22/11/2024 |

BASE_YPM_DPLT_1750-1750X9X100

Colour

05.89=ML.MARCELO ASH # BK8(MATT WOODGRAIN)


Edge

01.354=1 MARCELO ASH BK8 (A1350TH00)

| | |
|-------------------------------------|-------------------|
| R&D REVIEW | |
| <input checked="" type="checkbox"/> | DWG.Customer |
| <input checked="" type="checkbox"/> | Work Report |
| <input type="checkbox"/> | Function |
| <input type="checkbox"/> | สินค้าตรงตัวอย่าง |
| ผู้ทบทวน <u>P.SAWAI</u> | |
| <u>22/11/24</u> | |

K10L-160151032

K70L-160151075



| | | | |
|-----------------|-------------------|------------------|--------------------|
| Model | BASE_YPM_DPLT_600 | | |
| Creator | CHALEAMPON | .BCP Name | INDEX_C3D_KITCHEN2 |
| Reviewer | | Order | H001101 |
| Approves | | Date | 12/08/2024 |

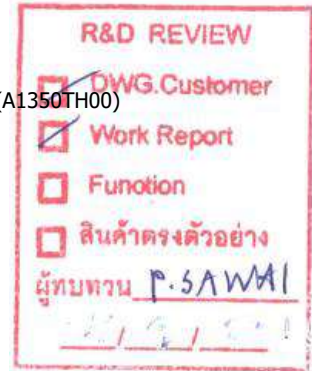
BASE_YPM_DPLT_600-600X9X100

Colour

05.89=ML.MARCELO ASH # BK8(MATT WOODGRAIN)

Edge

01.354=1 MARCELO ASH BK8 (A1350TH00)



- K10L-160151032
- K20L-160147295
- K40L-160151042
- K50L-160151053
- K70L-160151075
- K90L-160151093
- K90R-160147306
- K110R-160151131
- K120R-160151140
- K130L-160151153
- K140L-160151195
- K140R-160151207
- K300R-160151162

